

J.P.Morgan

JPMorgan Chase & Co.  
Structured Investments

\$356,000

## Dual Directional Contingent Buffered Return Enhanced Notes Linked to the Lesser Performing of the S&P 500<sup>®</sup> Index and the Russell 2000<sup>®</sup> Index due April 29, 2021

### Registration Statement Update

The prospectus and prospectus supplement, each dated February 19, 2016, and product supplement no. 4a-I and underlying supplement no. 1a-I, each dated November 7, 2014, which were referenced in the preliminary pricing supplement dated April 7, 2016 relating to the notes (filed under the registration statement no. 333-199966), have been superseded by the accompanying prospectus, accompanying prospectus supplement, accompanying product supplement and accompanying underlying supplement, each dated April 15, 2016 and filed under the registration statement no. 333-209682.

### General

- ? The notes are designed for investors who seek an uncapped return of 1.25 times any appreciation, or a capped, unleveraged return equal to the absolute value of any depreciation (up to the Contingent Buffer Amount of 40%), of the lesser performing of the S&P 500<sup>®</sup> Index and the Russell 2000<sup>®</sup> Index at maturity.
- ? If the Final Value of either Index is less than its Initial Value by more than 40%, you will lose more than 40% of your principal amount at maturity and could lose all of your principal amount at maturity.
- ? Investors should be willing to forgo interest and dividend payments and be willing to lose some or all of their principal amount at maturity.
- ? The notes are unsecured and unsubordinated obligations of JPMorgan Chase & Co. **Any payment on the notes is subject to the credit risk of JPMorgan Chase & Co.**
- ? Payments on the notes are not linked to a basket composed of the Indices. Payments on the notes are linked to the performance of each of the Indices individually, as described below.
- ? Minimum denominations of \$1,000 and integral multiples thereof.
- ? The notes priced on April 26, 2016 and are expected to settle on or about April 29, 2016.
- ? CUSIP: 48128GVX5

**Investing in the notes involves a number of risks. See “Risk Factors” beginning on page PS-10 of the accompanying product supplement no. 4-I, “Risk Factors” beginning on page US-2 of the accompanying underlying supplement no. 1-I and “Selected Risk Considerations” beginning on page PS-3 of this pricing supplement.**

Neither the Securities and Exchange Commission (the “SEC”) nor any state securities commission has approved or disapproved of the notes or passed upon the accuracy or the adequacy of this pricing supplement or the accompanying product supplement, underlying supplement, prospectus supplement and prospectus. Any representation to the contrary is a criminal offense.

	Price to Public (1)(2)	Fees and Commissions(3)	Proceeds to Issuer
Per note	\$1,000	\$35	\$965
Total	\$356,000	\$12,460	\$343,540

(1) See “Supplemental Use of Proceeds” in this pricing supplement for information about the components of the price to public of the notes.

(2) With respect to certain fee based advisory accounts for which an affiliated or unaffiliated broker-dealer is an investment adviser, the price to the public will be \$965.00 per \$1,000 principal amount note. J.P. Morgan Securities LLC, which we refer to as JPMS, and these broker-dealers will forgo any commissions related to these sales. See “Plan of Distribution (Conflicts of Interest)” beginning on page PS-88 of the accompanying product supplement no. 4 -I.

(3) JPMS, acting as agent for JPMorgan Chase & Co., will pay all of the selling commissions of \$35.00 per \$1,000 principal amount

**The estimated value of the notes as determined by JPMS, when the terms of the notes were set, was \$965.90 per \$1,000 principal amount note. See "JPMS's Estimated Value of the Notes" in this pricing supplement for additional information.**

*The notes are not bank deposits, are not insured by the Federal Deposit Insurance Corporation or any other governmental agency and are not obligations of, or guaranteed by, a bank.*

Pricing supplement no. 30 to product supplement no. 4-I dated April 15, 2016, underlying supplement no. 1-I dated April 15, 2016

and the prospectus and prospectus supplement, each dated April 15, 2016

## Key Terms

**Indices:** The S&P 500<sup>®</sup> Index (Bloomberg ticker: SPX) and the Russell 2000<sup>®</sup> Index (Bloomberg ticker: RTY)

**Upside Leverage Factor:** 1.25

**Contingent Buffer Amount:** 40.00%

**Pricing Date:** April 26, 2016

**Original Issue Date (Settlement Date):** On or about April 29, 2016

**Observation Date:** April 26, 2021

**Maturity Date\*:** April 29, 2021

\* Subject to postponement in the event of a market disruption event and as described under "General Terms of Notes — Postponement of a Determination Date — Notes Linked to Multiple Underlyings" and "General Terms of Notes — Postponement of a Payment Date" in the accompanying product supplement no. 4-I

## Payment at Maturity:

If the Final Value of each Index is greater than its Initial Value, your payment at maturity per \$1,000 principal amount note will be calculated as follows:

$$\$1,000 + (\$1,000 \times \text{Lesser Performing Index Return} \times \text{Upside Leverage Factor})$$

If the Final Value of either Index is equal to its Initial Value or is less than its Initial Value by up to the Contingent Buffer Amount, your payment at maturity per \$1,000 principal amount note will be calculated as follows:

$$\$1,000 + (\$1,000 \times \text{Absolute Index Return of the Lesser Performing Index})$$

If the Final Value of either Index is less than its Initial Value by more than the Contingent Buffer Amount, your payment at maturity per \$1,000 principal amount note will be calculated as follows:

$$\$1,000 + (\$1,000 \times \text{Lesser Performing Index Return})$$

*If the Final Value of either Index is less than its Initial Value by more than the Contingent Buffer Amount, you will lose more than 40.00% of your principal amount at maturity and could lose all of your principal amount at maturity.*

**Absolute Index Return:** With respect to each Index, the absolute value of its Index Return. For example, if the Index Return of an Index is -5%, its Absolute Index Return will equal 5%

**Lesser Performing Index:** The Index with the Lesser Performing Index Return

**Lesser Performing Index Return:** The lower of the Index Returns of the Indices

**Index Return:** With respect to each Index,

$$\frac{(\text{Final Value} - \text{Initial Value})}{\text{Initial Value}}$$

**Initial Value:** With respect to each Index, the closing level of that Index on the Pricing Date, which was 2,091.70 for the S&P 500<sup>®</sup> Index and 1,150.728 for the Russell 2000<sup>®</sup> Index

**Final Value:** With respect to each Index, the closing level of that Index on the Observation Date

## Hypothetical Payout Profile

The following table and graph illustrate the hypothetical total return at maturity on the notes linked to two hypothetical Indices. The “total return” as used in this pricing supplement is the number, expressed as a percentage, that results from comparing the payment at maturity per \$1,000 principal amount note to \$1,000. The hypothetical total returns and payments set forth below assume the following:

- ? an Initial Value for the Lesser Performing Index of 100.00;
- ? an Upside Leverage Factor of 1.25; and
- ? a Contingent Buffer Amount of 40.00%.

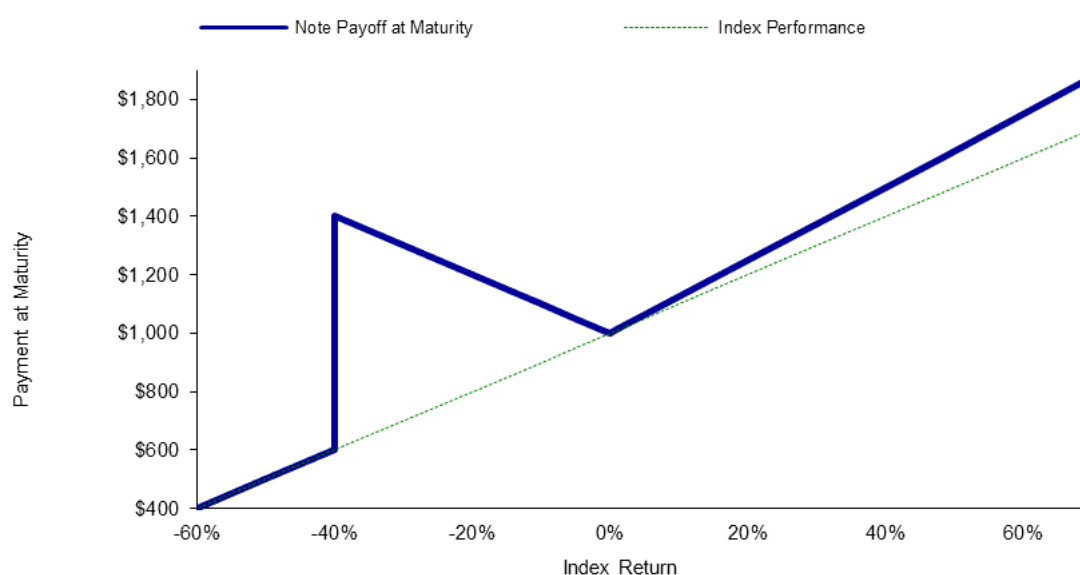
The hypothetical Initial Value of the Lesser Performing Index of 100.00 has been chosen for illustrative purposes only and does not represent the actual Initial Value of either Index. The actual Initial Value of each Index is the closing level of that Index on the Pricing Date and is specified under “Key Terms – Initial Value” in this pricing supplement. For historical data regarding the actual closing levels of each Index, please see the historical information set forth under “The Indices” in this pricing supplement.

Each hypothetical total return or hypothetical payment at maturity set forth below is for illustrative purposes only and may not be the actual total return or payment at maturity applicable to a purchaser of the notes. The numbers appearing in the following table and graph have been rounded for ease of analysis.

Final Value of the Lesser Performing Index	Lesser Performing Index Return	Absolute Index Return of the Lesser Performing Index	Total Return on the Notes	Payment at Maturity
165.00	65.00%	N/A	81.250%	\$1,812.50
150.00	50.00%	N/A	62.500%	\$1,625.00
140.00	40.00%	N/A	50.000%	\$1,500.00
130.00	30.00%	N/A	37.500%	\$1,375.00
120.00	20.00%	N/A	25.000%	\$1,250.00
110.00	10.00%	N/A	12.500%	\$1,125.00
105.00	5.00%	N/A	6.250%	\$1,062.50
101.00	1.00%	N/A	1.250%	\$1,012.50
100.00	0.00%	0.00%	0.00%	\$1,000.00
95.00	-5.00%	5.00%	5.00%	\$1,050.00
90.00	-10.00%	10.00%	10.00%	\$1,100.00
85.00	-15.00%	15.00%	15.00%	\$1,150.00
80.00	-20.00%	20.00%	20.00%	\$1,200.00
75.00	-25.00%	25.00%	25.00%	\$1,250.00
70.00	-30.00%	30.00%	30.00%	\$1,300.00
65.00	-35.00%	35.00%	35.00%	\$1,350.00
60.00	-40.00%	40.00%	40.00%	\$1,400.00
59.99	-40.01%	N/A	-40.01%	\$599.90
50.00	-50.00%	N/A	-50.00%	\$500.00
40.00	-60.00%	N/A	-60.00%	\$400.00
30.00	-70.00%	N/A	-70.00%	\$300.00
20.00	-80.00%	N/A	-80.00%	\$200.00
10.00	-90.00%	N/A	-90.00%	\$100.00
0.00	-100.00%	N/A	-100.00%	\$0.00

The following graph demonstrates the hypothetical total returns and hypothetical payments at maturity on the notes at maturity for a sub-set of Index Returns detailed in the table above (-60% to 60%). Your investment may result in a loss of some or all of your principal amount at maturity.

**Dual Directional Contingent Buffered Return Enhanced Notes Linked to the Lesser Performing of the S&P 500<sup>®</sup> Index and the Russell 2000<sup>®</sup> Index**



## How the Notes Work

### Index Appreciation Upside Scenario:

If the Final Value of each Index is greater than its Initial Value, investors will receive at maturity the \$1,000 principal amount plus a return equal to the Lesser Performing Index Return *times* the Upside Leverage Factor of 1.25.

- ? If the closing level of the Lesser Performing Index increases 10.00%, investors will receive at maturity a 12.50% return, or \$1,125.00 per \$1,000 principal amount note.

### Index Flat or Index Depreciation Upside Scenario:

If the Final Value of either Index is equal to its Initial Value or is less than its Initial Value by up to the Contingent Buffer Amount of 40.00%, investors will receive at maturity the \$1,000 principal amount plus a return equal to the Absolute Index Return of the Lesser Performing Index.

- ? For example, if the closing level of the Lesser Performing Index declines 10.00%, investors will receive at maturity a 10.00% return, or \$1,100.00 per \$1,000 principal amount note.

### Downside Scenario:

If the Final Value of either Index is less than its Initial Value by more than the Contingent Buffer Amount of 40.00%, investors will lose 1% of the principal amount of their notes for every 1% that the Final Value of the Lesser Performing Index is less than its Initial Value.

- ? For example, if the closing level of the Lesser Performing Index declines 50.00%, investors will lose 50.00% of their principal amount and receive only \$500.00 per \$1,000 principal amount note at maturity.

The hypothetical returns and hypothetical payments on the notes shown above apply **only if you hold the notes for their entire term**. These hypotheticals do not reflect the fees or expenses that would be associated with any sale in the secondary market. If these fees and expenses were included, the hypothetical returns and hypothetical payments shown above would likely be lower.

## Selected Risk Considerations

An investment in the notes involves significant risks. These risks are explained in more detail in the "Risk Factors" sections of the accompanying product supplement and underlying supplement.

- ? **YOUR INVESTMENT IN THE NOTES MAY RESULT IN A LOSS —**

The notes do not guarantee any return of principal. If the Final Value of either Index is less than its Initial Value by more than 40.00%, you will lose 1% of the principal amount of your notes for every 1% that the Final Value of the Lesser Performing Index is

#### PS-3| Structured Investments

Dual Directional Contingent Buffered Return Enhanced Notes Linked to the Lesser Performing of the S&P 500® Index and the Russell 2000® Index

J.P.Morgan

less than its Initial Value. Accordingly, under these circumstances, you will lose more than 40.00% of your principal amount at maturity and could lose all of your principal amount at maturity.

? **YOUR MAXIMUM GAIN ON THE NOTES IF THE LESSER PERFORMING INDEX RETURN IS NEGATIVE IS LIMITED BY THE CONTINGENT BUFFER AMOUNT —**

Because the payment at maturity will not reflect the Absolute Index Return of the Lesser Performing Index if the Final Value of either Index is less than its Initial Value by more than the Contingent Buffer Amount, the Contingent Buffer Amount is effectively a cap on your return at maturity if the Index Return of the Lesser Performing Index is negative. The maximum payment at maturity if the Lesser Performing Index Return is negative is \$1,400.00 per \$1,000 principal amount note.

? **CREDIT RISK OF JPMORGAN CHASE & CO. —**

Investors are dependent on JPMorgan Chase & Co.'s ability to pay all amounts due on the notes. Any actual or potential change in our creditworthiness or credit spreads, as determined by the market for taking our credit risk, is likely to adversely affect the value of the notes. If we were to default on our payment obligations, you may not receive any amounts owed to you under the notes and you could lose your entire investment.

? **POTENTIAL CONFLICTS —**

We and our affiliates play a variety of roles in connection with the notes. In performing these duties, our economic interests are potentially adverse to your interests as an investor in the notes. It is possible that hedging or trading activities of ours or our affiliates in connection with the notes could result in substantial returns for us or our affiliates while the value of the notes declines. Please refer to "Risk Factors — Risks Relating to Conflicts of Interest" in the accompanying product supplement.

? **WE ARE CURRENTLY ONE OF THE COMPANIES THAT MAKE UP THE S&P 500® INDEX,**

but we will not have any obligation to consider your interests in taking any corporate action that might affect the level of the S&P 500® Index.

? **YOU ARE EXPOSED TO THE RISK OF DECLINE IN THE LEVEL OF EACH INDEX —**

Payments on the notes are not linked to a basket composed of the Indices and are contingent upon the performance of each individual Index. Poor performance by either of the Indices over the term of the notes may negatively affect your payment at maturity and will not be offset or mitigated by positive performance by the other Index.

? **YOUR PAYMENT AT MATURITY WILL BE DETERMINED BY THE LESSER PERFORMING INDEX.**

? **THE BENEFIT PROVIDED BY THE CONTINGENT BUFFER AMOUNT MAY TERMINATE ON THE OBSERVATION DATE —**

If the Final Value of either Index is less than its Initial Value by more than the Contingent Buffer Amount, the benefit provided by the Contingent Buffer Amount will terminate, and you will be fully exposed to any depreciation in the closing level of the Lesser Performing Index.

? **THE NOTES DO NOT PAY INTEREST.**

? **YOU WILL NOT RECEIVE DIVIDENDS ON THE SECURITIES INCLUDED IN EITHER INDEX OR HAVE ANY RIGHTS WITH RESPECT TO THOSE SECURITIES.**

? **AN INVESTMENT IN THE NOTES IS SUBJECT TO RISKS ASSOCIATED WITH SMALL CAPITALIZATION STOCKS WITH RESPECT TO THE RUSSELL 2000® INDEX —**

Small capitalization companies may be less able to withstand adverse economic, market, trade and competitive conditions relative to larger companies. Small capitalization companies are less likely to pay dividends on their stocks, and the presence of a dividend payment could be a factor that limits downward stock price pressure under adverse market conditions.

? **THE RISK OF THE CLOSING LEVEL OF AN INDEX FALLING BY MORE THAN THE CONTINGENT BUFFER AMOUNT IS GREATER IF THE VALUE OF THAT INDEX IS VOLATILE.**

? **LACK OF LIQUIDITY—**

The notes will not be listed on any securities exchange. Accordingly, the price at which you may be able to trade your notes is likely to

depend on the price, if any, at which JPMS is willing to buy the notes. You may not be able to sell your notes. The notes are not designed to be short-term trading instruments. Accordingly, you should be able and willing to hold your notes to maturity.

? **JPMS'S ESTIMATED VALUE OF THE NOTES IS LOWER THAN THE ORIGINAL ISSUE PRICE (PRICE TO PUBLIC) OF THE NOTES —**

JPMS's estimated value is only an estimate using several factors. The original issue price of the notes exceeds JPMS's estimated value because costs associated with selling, structuring and hedging the notes are included in the original issue price of the notes. These costs include the selling commissions, if any, the projected profits, if any, that our affiliates expect to realize for assuming risks inherent in hedging our obligations under the notes and the estimated cost of hedging our obligations under the notes. See "JPMS's Estimated Value of the Notes" in this pricing supplement.

? **JPMS'S ESTIMATED VALUE DOES NOT REPRESENT FUTURE VALUES OF THE NOTES AND MAY DIFFER FROM OTHERS' ESTIMATES —**

See "JPMS's Estimated Value of the Notes" in this pricing supplement.

---

PS-4| Structured Investments

Dual Directional Contingent Buffered Return Enhanced Notes Linked to the Lesser Performing of the S&P 500<sup>®</sup> Index and the Russell 2000<sup>®</sup> Index

J.P.Morgan

? **JPMS'S ESTIMATED VALUE IS NOT DETERMINED BY REFERENCE TO CREDIT SPREADS FOR OUR CONVENTIONAL FIXED-RATE DEBT —**

The internal funding rate used in the determination of JPMS's estimated value generally represents a discount from the credit spreads for our conventional fixed-rate debt. The discount is based on, among other things, our view of the funding value of the notes as well as the higher issuance, operational and ongoing liability management costs of the notes in comparison to those costs for our conventional fixed-rate debt. If JPMS were to use the interest rate implied by our conventional fixed-rate credit spreads, we would expect the economic terms of the notes to be more favorable to you. Consequently, our use of an internal funding rate would have an adverse effect on the terms of the notes and any secondary market prices of the notes. See "JPMS's Estimated Value of the Notes" in this pricing supplement.

? **THE VALUE OF THE NOTES AS PUBLISHED BY JPMS (AND WHICH MAY BE REFLECTED ON CUSTOMER ACCOUNT STATEMENTS) MAY BE HIGHER THAN JPMS'S THEN-CURRENT ESTIMATED VALUE OF THE NOTES FOR A LIMITED TIME PERIOD —**

We generally expect that some of the costs included in the original issue price of the notes will be partially paid back to you in connection with any repurchases of your notes by JPMS in an amount that will decline to zero over an initial predetermined period. See "Secondary Market Prices of the Notes" in this pricing supplement for additional information relating to this initial period. Accordingly, the estimated value of your notes during this initial period may be lower than the value of the notes as published by JPMS (and which may be shown on your customer account statements).

? **SECONDARY MARKET PRICES OF THE NOTES WILL LIKELY BE LOWER THAN THE ORIGINAL ISSUE PRICE OF THE NOTES —**

Any secondary market prices of the notes will likely be lower than the original issue price of the notes because, among other things, secondary market prices take into account our secondary market credit spreads for structured debt issuances and, also, because secondary market prices (a) exclude selling commissions, if any, and (b) may exclude projected hedging profits, if any, and estimated hedging costs that are included in the original issue price of the notes. As a result, the price, if any, at which JPMS will be willing to buy the notes from you in secondary market transactions, if at all, is likely to be lower than the original issue price. Any sale by you prior to the Maturity Date could result in a substantial loss to you.

? **SECONDARY MARKET PRICES OF THE NOTES WILL BE IMPACTED BY MANY ECONOMIC AND MARKET FACTORS —**

The secondary market price of the notes during their term will be impacted by a number of economic and market factors, which may either offset or magnify each other, aside from the selling commissions, if any, projected hedging profits, if any, estimated hedging costs and the levels of the Indices. Additionally, independent pricing vendors and/or third party broker-dealers may publish a price for the notes, which may also be reflected on customer account statements. This price may be different (higher or lower) than the price of the notes, if any, at which JPMS may be willing to purchase your notes in the secondary market. See "Risk Factors — Risks Relating to the Estimated Value of Secondary Market Prices of the Notes — Secondary market prices of the notes will be impacted by many economic and market factors" in the accompanying product supplement.

---

PS-5| Structured Investments

Dual Directional Contingent Buffered Return Enhanced Notes Linked to the Lesser Performing of the S&P 500<sup>®</sup> Index and the Russell 2000<sup>®</sup> Index

J.P.Morgan



## The Indices

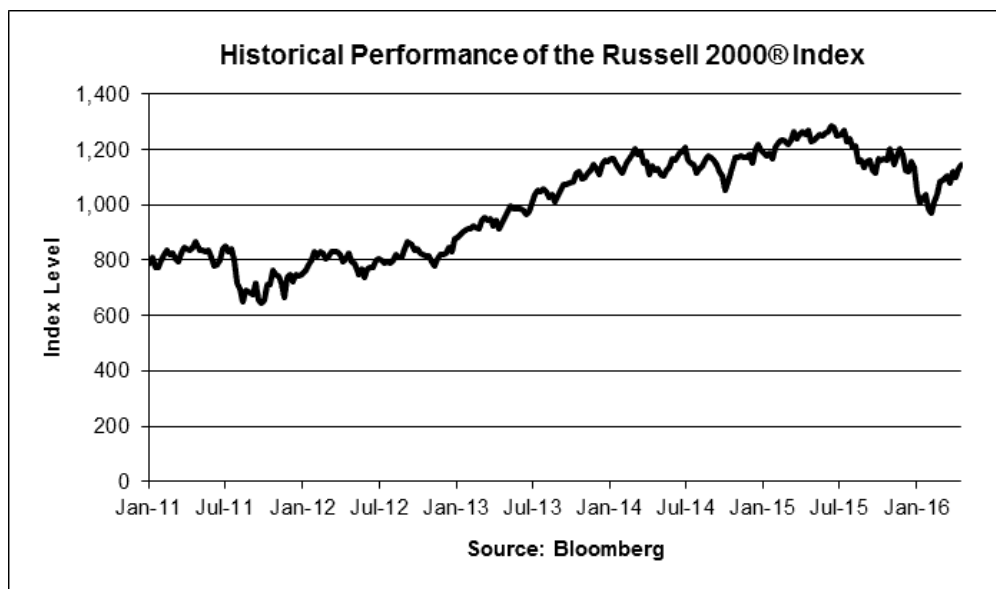
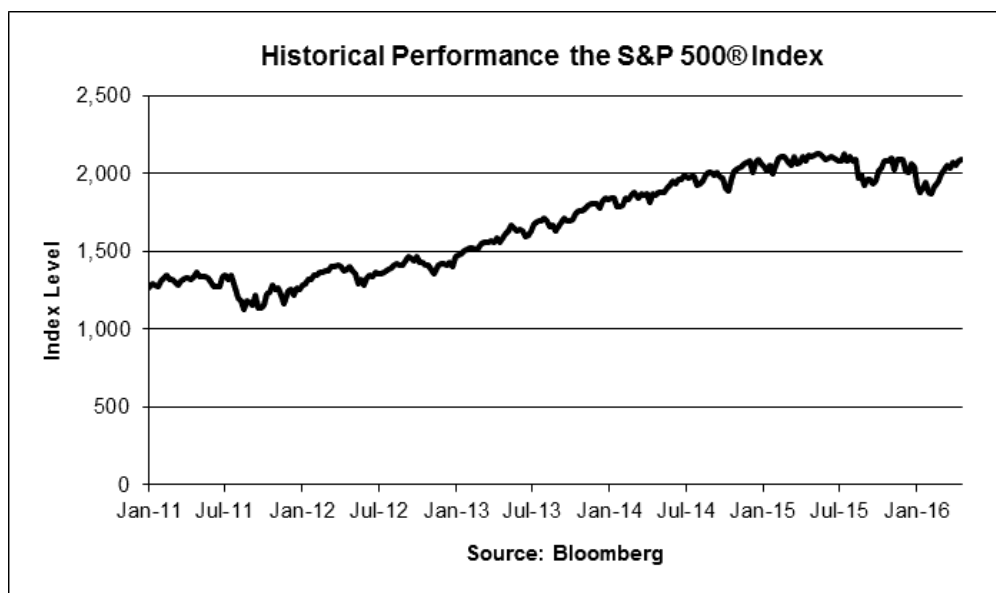
The S&P 500<sup>®</sup> Index consists of stocks of 500 companies selected to provide a performance benchmark for the U.S. equity markets. For additional information about the S&P 500<sup>®</sup> Index, see “Equity Index Descriptions — The S&P U.S. Indices” in the accompanying underlying supplement.

The Russell 2000<sup>®</sup> Index consists of the middle 2,000 companies included in the Russell 3000E<sup>™</sup> Index and, as a result of the index calculation methodology, consists of the smallest 2,000 companies included in the Russell 3000<sup>®</sup> Index. The Russell 2000<sup>®</sup> Index is designed to track the performance of the small capitalization segment of the U.S. equity market. For additional information about the Russell 2000<sup>®</sup> Index, see “Equity Index Descriptions — The Russell Indices” in the accompanying underlying supplement.

## Historical Information

The following graphs set forth the historical performance of each Index based on the weekly historical closing levels from January 7, 2011 through April 22, 2016. The closing level of the S&P 500<sup>®</sup> Index on April 26, 2016 was 2,091.70. The closing level of the Russell 2000<sup>®</sup> Index on April 26, 2016 was 1,150.728. We obtained the closing levels below from the Bloomberg Professional<sup>®</sup> service (“Bloomberg”), without independent verification. Although Russell Investments publishes the official closing levels of the Russell 2000<sup>®</sup> Index to six decimal places, Bloomberg publishes the closing levels of the Russell 2000<sup>®</sup> Index to only three decimal places.

The historical closing levels of each Index should not be taken as an indication of future performance, and no assurance can be given as to the closing level of either Index on the Observation Date. There can be no assurance that the performance of the Indices will result in the return of any of your principal amount.



## Tax Treatment

You should review carefully the section entitled “Material U.S. Federal Income Tax Consequences” in the accompanying product supplement no. 4-I. The following discussion, when read in combination with that section, constitutes the full opinion of our special tax counsel, Davis Polk & Wardwell LLP, regarding the material U.S. federal income tax consequences of owning and disposing of notes.

Based on current market conditions, in the opinion of our special tax counsel it is reasonable to treat the notes as “open transactions” that are not debt instruments for U.S. federal income tax purposes, as more fully described in “Material U.S. Federal Income Tax Consequences — Tax Consequences to U.S. Holders — Notes Treated as Open Transactions That Are Not Debt Instruments” in the accompanying product supplement. Assuming this treatment is respected, the gain or loss on your notes should be treated as long-term capital gain or loss if you hold your notes for more than a year, whether or not you are an initial purchaser of notes at the issue price. However, the IRS or a court may not respect this treatment, in which case the timing and character of any income or loss on the notes could be materially and adversely affected. In addition, in 2007 Treasury and the IRS released a notice requesting comments on the U.S. federal income tax treatment of “prepaid forward contracts” and similar instruments. The notice focuses in particular on whether to require investors in these instruments to accrue income over the term of their investment. It also asks for comments on a number of related topics, including the character of income or loss with respect to these instruments; the relevance of factors such as the nature of the underlying property to which the instruments are linked; the degree, if any, to which income (including any mandated accruals) realized by non-U.S. investors should be subject to withholding tax; and whether these instruments are or should be subject to the “constructive ownership” regime, which very generally can operate to recharacterize certain long-term capital gain as ordinary income and impose a notional interest charge. While the notice requests comments on appropriate transition rules and effective dates, any Treasury regulations or other guidance promulgated after consideration of these issues could materially and adversely affect the tax consequences of an investment in the notes, possibly with retroactive effect. You should consult your tax adviser regarding the U.S. federal income tax consequences of an investment in the notes, including possible alternative treatments and the issues presented by this notice.

Withholding under legislation commonly referred to as “FATCA” may (if the notes are recharacterized as debt instruments) apply to amounts treated as interest paid with respect to the notes, as well as to payments of gross proceeds of a taxable disposition, including redemption at maturity, of a note. However, under a recent IRS notice, this regime will not apply to payments of gross proceeds (other than any amount treated as interest) with respect to dispositions occurring before January 1, 2019. You should consult your tax adviser regarding the potential application of FATCA to the notes.

Non-U.S. holders should also note that, notwithstanding anything to the contrary in the accompanying product supplement, recently promulgated Treasury regulations imposing a withholding tax on certain “dividend equivalents” under certain “equity linked instruments” will not apply to the notes.

## JPMS's Estimated Value of the Notes

JPMS's estimated value of the notes set forth on the cover of this pricing supplement is equal to the sum of the values of the following hypothetical components: (1) a fixed-income debt component with the same maturity as the notes, valued using our internal funding rate for structured debt described below, and (2) the derivative or derivatives underlying the economic terms of the notes. JPMS's estimated value does not represent a minimum price at which JPMS would be willing to buy your notes in any secondary market (if any exists) at any time. The internal funding rate used in the determination of JPMS's estimated value generally represents a discount from the credit spreads for our conventional fixed-rate debt. For additional information, see “Selected Risk Considerations — JPMS's Estimated Value Is Not Determined by Reference to Credit Spreads for Our Conventional Fixed-Rate Debt.”

The value of the derivative or derivatives underlying the economic terms of the notes is derived from JPMS's internal pricing models. These models are dependent on inputs such as the traded market prices of comparable derivative instruments and on various other inputs, some of which are market-observable, and which can include volatility, dividend rates, interest rates and other factors, as well as assumptions about future market events and/or environments. Accordingly, JPMS's estimated value of the notes is determined when the terms of the notes are set based on market conditions and other relevant factors and assumptions existing at that time.

JPMS's estimated value does not represent future values of the notes and may differ from others' estimates. Different pricing models and assumptions could provide valuations for notes that are greater than or less than JPMS's estimated value. In addition, market conditions and other relevant factors in the future may change, and any assumptions may prove to be incorrect. On future dates, the value of the notes could change significantly based on, among other things, changes in market conditions, our creditworthiness, interest rate movements and other relevant factors, which may impact the price, if any, at which JPMS would be willing to buy notes from you in secondary market transactions.



JPMS's estimated value of the notes is lower than the original issue price of the notes because costs associated with selling, structuring and hedging the notes are included in the original issue price of the notes. These costs include the selling commissions, if any, paid to JPMS and other affiliated or unaffiliated dealers, the projected profits, if any, that our affiliates expect to realize for assuming risks inherent in hedging our obligations under the notes and the estimated cost of hedging our obligations under the notes. Because hedging our obligations entails risk and may be influenced by market forces beyond our control, this hedging may result in a profit that is more or less than expected, or it may result in a loss. A portion of the profits, if any, realized in hedging our obligations under the notes may be allowed to other affiliated or unaffiliated dealers, and we or one or more of our affiliates will retain any remaining hedging profits. See "Selected Risk Considerations — JPMS's Estimated Value of the Notes Is Lower Than the Original Issue Price (Price to Public) of the Notes" in this pricing supplement.

## Secondary Market Prices of the Notes

For information about factors that will impact any secondary market prices of the notes, see "Risk Factors — Risks Relating to the Estimated Value and Secondary Market Prices of the Notes — Secondary market prices of the notes will be impacted by many economic and market factors" in the accompanying product supplement. In addition, we generally expect that some of the costs included in the original issue price of the notes will be partially paid back to you in connection with any repurchases of your notes by JPMS in an amount that will decline to zero over an initial predetermined period. These costs can include projected hedging profits, if any, and, in some circumstances, estimated hedging costs and our secondary market credit spreads for structured debt issuances. This initial predetermined time period is intended to be the shorter of six months and one-half of the stated term of the notes. The length of any such initial period reflects the structure of the notes, whether our affiliates expect to earn a profit in connection with our hedging activities, the estimated costs of hedging the notes and when these costs are incurred, as determined by JPMS. See "Selected Risk Considerations — The Value of the Notes as Published by JPMS (and Which May Be Reflected on Customer Account Statements) May Be Higher Than JPMS's Then-Current Estimated Value of the Notes for a Limited Time Period."

## Supplemental Use of Proceeds

The notes are offered to meet investor demand for products that reflect the risk-return profile and market exposure provided by the notes. See "Hypothetical Payout Profile" and "How the Notes Work" in this pricing supplement for an illustration of the risk-return profile of the notes and "The Indices" in this pricing supplement for a description of the market exposure provided by the notes.

The original issue price of the notes is equal to JPMS's estimated value of the notes plus the selling commissions paid to JPMS and other affiliated or unaffiliated dealers, plus (minus) the projected profits (losses) that our affiliates expect to realize for assuming risks inherent in hedging our obligations under the notes, plus the estimated cost of hedging our obligations under the notes.

## Validity of the Notes

In the opinion of Davis Polk & Wardwell LLP, as our special products counsel, when the notes offered by this pricing supplement have been executed and issued by us and authenticated by the trustee pursuant to the indenture, and delivered against payment as contemplated herein, such notes will be our valid and binding obligations, enforceable in accordance with their terms, subject to applicable bankruptcy, insolvency and similar laws affecting creditors' rights generally, concepts of reasonableness and equitable principles of general applicability (including, without limitation, concepts of good faith, fair dealing and the lack of bad faith), *provided* that such counsel expresses no opinion as to the effect of fraudulent conveyance, fraudulent transfer or similar provision of applicable law on the conclusions expressed above. This opinion is given as of the date hereof and is limited to the laws of the State of New York and the General Corporation Law of the State of Delaware. In addition, this opinion is subject to customary assumptions about the trustee's authorization, execution and delivery of the indenture and its authentication of the notes and the validity, binding nature and enforceability of the indenture with respect to the trustee, all as stated in the letter of such counsel dated February 24, 2016, which was filed as an exhibit to the Registration Statement on Form S-3 by us on February 24, 2016.

## Additional Terms Specific to the Notes

You should read this pricing supplement together with the prospectus, as supplemented by the prospectus supplement, each dated April 15, 2016, relating to our Series E medium-term notes of which these notes are a part, and the more detailed information contained in product supplement no. 4-I dated April 15, 2016 and underlying supplement no. 1-I dated April 15, 2016. This pricing supplement, together with the documents listed below, contains the terms of the notes and supersedes all other prior or contemporaneous oral statements as well as any other written materials including preliminary or indicative pricing terms, correspondence, trade ideas, structures for implementation, sample structures, fact sheets, brochures or other educational materials of ours. You should carefully consider, among other things, the matters set forth in "Risk Factors" in the accompanying product supplement no. 4-I and "Risk Factors"

in the accompanying underlying supplement no. 1-I, as the notes involve risks not associated with conventional debt securities. We urge you to consult your investment, legal, tax, accounting and other advisers before you invest in the notes.

**You may access these documents on the SEC website at [www.sec.gov](http://www.sec.gov) as follows (or if such address has changed, by reviewing our filings for the relevant date on the SEC website):**

- Product supplement no. 4-I dated April 15, 2016:  
[http://www.sec.gov/Archives/edgar/data/19617/000095010316012644/crt\\_dp64831-424b2.pdf](http://www.sec.gov/Archives/edgar/data/19617/000095010316012644/crt_dp64831-424b2.pdf)
- Underlying supplement no. 1-I dated April 15, 2016:  
[http://www.sec.gov/Archives/edgar/data/19617/000095010316012649/crt-dp64909\\_424b2.pdf](http://www.sec.gov/Archives/edgar/data/19617/000095010316012649/crt-dp64909_424b2.pdf)
- Prospectus supplement and prospectus, each dated April 15, 2016:  
[http://www.sec.gov/Archives/edgar/data/19617/000095010316012636/crt\\_dp64952-424b2.pdf](http://www.sec.gov/Archives/edgar/data/19617/000095010316012636/crt_dp64952-424b2.pdf)

Our Central Index Key, or CIK, on the SEC website is 19617. As used in this pricing supplement, “we,” “us” and “our” refer to JPMorgan Chase & Co.

---

PS-9| Structured Investments

Dual Directional Contingent Buffered Return Enhanced Notes Linked to the  
Lesser Performing of the S&P 500<sup>®</sup> Index and the Russell 2000<sup>®</sup> Index

**J.P.Morgan**