

Pricing Supplement SUN-115 (To the Prospectus dated May 4, 2015, the Prospectus Supplement dated May 4, 2015, and the Product Supplement EQUITY INDICES SUN-2 dated May 14, 2015)		<b>Filed Pursuant to Rule 424(b)(2) Registration Statement Nos. 333-202913 and 333-180300-03</b>
--	--	--

475,000 Units  
\$10 principal amount per unit  
CUSIP No. 22547V238

Pricing Date  
Settlement Date  
Maturity Date

May 19, 2017  
May 26, 2017  
May 27, 2022



## Market-Linked Step Up Notes with Enhanced Buffer Linked to the S&P 500® Index

- Maturity of approximately five years
- If the Index is at or above 90% of the Starting Value but at or below the Step Up Value, a return of 24.50%
- If the Index increases above the Step Up Value, a return equal to the percentage increase in the Index
- 1-to-1 downside exposure to decreases in the Index beyond a 10% decline, with up to 90% of your principal at risk
- All payments occur at maturity and are subject to the credit risk of Credit Suisse AG
- No periodic interest payments
- In addition to the underwriting discount set forth below, the notes include a hedging-related charge of \$0.075 per unit. See "Structuring the Notes"
- Limited secondary market liquidity, with no exchange listing
- The notes are senior unsecured debt securities and are not insured or guaranteed by the U.S. Federal Deposit Insurance Corporation or any other governmental agency of the United States, Switzerland or any other jurisdiction

**The notes are being issued by Credit Suisse AG ("Credit Suisse"). There are important differences between the notes and a conventional debt security, including different investment risks and certain additional costs. See "Risk Factors" beginning on page TS-6 of this term sheet and beginning on page PS-7 of product supplement EQUITY INDICES SUN-2.**

**The initial estimated value of the notes as of the pricing date is \$9.78 per unit, which is less than the public offering price listed below.** See "Summary" on the following page, "Risk Factors" beginning on page TS-6 of this term sheet and "Structuring the Notes" on page TS-11 of this term sheet for additional information. The actual value of your notes at any time will reflect many factors and cannot be predicted with accuracy.

None of the Securities and Exchange Commission (the "SEC"), any state securities commission, or any other regulatory body has approved or disapproved of these securities or determined if this Note Prospectus (as defined below) is truthful or complete. Any representation to the contrary is a criminal offense.

	<u>Per Unit</u>	<u>Total</u>
Public offering price	\$ 10.00	\$4,750,000.00

The notes:

Are Not FDIC Insured	Are Not Bank Guaranteed	May Lose Value
----------------------	-------------------------	----------------

Merrill Lynch & Co.

May 19, 2017

Market-Linked Step Up Notes with Enhanced Buffer

Linked to the S&P 500® Index, due May 27, 2022

## Summary

The Market-Linked Step Up Notes with Enhanced Buffer Linked to the S&P 500® Index, due May 27, 2022 (the “notes”) are our senior unsecured debt securities. The notes are not guaranteed or insured by the Federal Deposit Insurance Corporation or any other governmental agency of the United States, Switzerland or any other jurisdiction and are not secured by collateral. **The notes will rank equally with all of our other unsecured and unsubordinated debt. Any payments due on the notes, including any repayment of principal, will be subject to the credit risk of Credit Suisse.** The notes provide you with a Step Up Payment if the Ending Value of the Market Measure, which is the S&P 500® Index (the “Index”), is equal to or greater than the Threshold Value, but is not greater than the Step Up Value. If the Ending Value is greater than the Step Up Value, you will participate on a 1-for-1 basis in the increase in the level of the Index above the Starting Value. If the Ending Value is less than the Threshold Value, you will lose a portion, which could be significant, of the principal amount of your notes. Payments on the notes, including the amount you receive at maturity, will be calculated based on the \$10 principal amount per unit and will depend on the performance of the Index, subject to our credit risk. See “Terms of the Notes” below.

The economic terms of the notes (including the Step Up Payment) are based on the rate we are currently paying to borrow funds through the issuance of market-linked notes (our “internal funding rate”) and the economic terms of certain related hedging arrangements. Our internal funding rate for market-linked notes is typically lower than a rate reflecting the yield on our conventional debt securities of similar maturity in the secondary market (our “secondary market credit rate”). This difference in borrowing rate, as well as the underwriting discount and the hedging related charge described below, reduced the economic terms of the notes to you and the initial estimated value of the notes on the pricing date. These costs will be effectively borne by you as an investor in the notes, and will be retained by us and MLPF&S or any of our respective affiliates in connection with our structuring and offering of the notes. Due to these factors, the public offering price you pay to purchase the notes is greater than the initial estimated value of the notes.

On the cover page of this term sheet, we have provided the initial estimated value for the notes. This estimated value was determined based on our valuation of the theoretical components of the notes in accordance with our pricing models. These include a theoretical bond component valued using our internal funding rate, and theoretical individual option components valued using mid-market pricing. You will not have any interest in, or rights to, the theoretical components we used to determine the estimated value of the notes. For more information about the initial estimated value and the structuring of the notes, see “Structuring the Notes” on page TS-11.

## Terms of the Notes

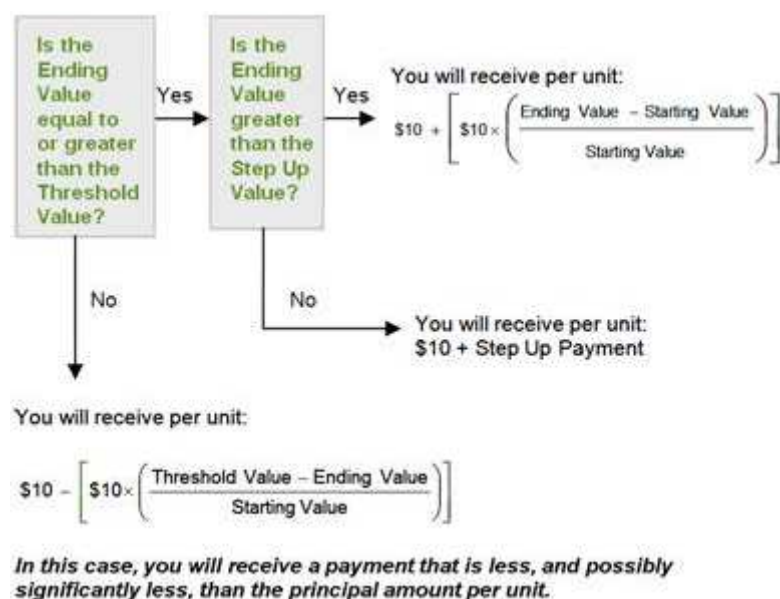
**Issuer:** Credit Suisse AG (“Credit Suisse”), acting through its London branch.

**Principal Amount:** \$10.00 per unit

## Redemption Amount Determination

On the maturity date, you will receive a cash payment per unit determined as follows:

<b>Term:</b>	Approximately five years
<b>Market Measure:</b>	The S&P 500® Index (Bloomberg symbol: "SPX"), a price return index
<b>Starting Value:</b>	2,381.73
<b>Ending Value:</b>	The closing level of the Market Measure on the calculation day. The calculation day is subject to postponement in the event of Market Disruption Events, as described beginning on page PS-20 of product supplement EQUITY INDICES SUN-2.
<b>Step Up Value:</b>	2,965.25 (124.50% of the Starting Value, rounded to two decimal places).
<b>Step Up Payment:</b>	\$2.45 per unit, which represents a return of 24.50% over the principal amount.
<b>Threshold Value:</b>	2,143.56 (90% of the Starting Value, rounded to two decimal places).
<b>Calculation Day:</b>	May 20, 2022
<b>Fees and Charges:</b>	The underwriting discount of \$0.25 per unit listed on the cover page and the hedging related charge of \$0.075 per unit described in "Structuring the Notes" on page TS-11.
<b>Joint Calculation Agents:</b>	Credit Suisse International and Merrill Lynch, Pierce, Fenner & Smith Incorporated ("MLPF&S"), acting jointly.



## Market-Linked Step Up Notes

TS-2

### Market-Linked Step Up Notes with Enhanced Buffer

Linked to the S&P 500® Index, due May 27, 2022

The terms and risks of the notes are contained in this term sheet and in the following:

- Product supplement EQUITY INDICES SUN-2 dated May 14, 2015:  
[http://www.sec.gov/Archives/edgar/data/1053092/000095010315003904/dp56236\\_424b2-sun2.htm](http://www.sec.gov/Archives/edgar/data/1053092/000095010315003904/dp56236_424b2-sun2.htm)
- Prospectus supplement and prospectus dated May 4, 2015:  
<http://www.sec.gov/Archives/edgar/data/1053092/000104746915004333/a2224570z424b2.htm>

These documents (together, the "Note Prospectus") have been filed as part of a registration statement with the SEC, which may, without cost, be accessed on the SEC website as indicated above or obtained from MLPF&S by calling 1-800-294-1322. Before you invest, you should read the Note Prospectus, including this term sheet, for information about us and this offering. Any prior or contemporaneous oral statements and any other written materials you may have received are superseded by the Note Prospectus. Capitalized terms used but not defined in this term sheet have the meanings set forth in product supplement EQUITY INDICES SUN-2. Unless otherwise indicated or unless the context requires otherwise, all references in this document to "we," "us," "our," or similar references are to Credit Suisse.

## Investor Considerations

### You may wish to consider an investment in the notes if:

- You anticipate that the Ending Value will not be less than the Threshold Value.
- You are willing to risk a loss of principal and return if the Index decreases from the Starting Value to an Ending Value that is less than the Threshold Value.
- You are willing to forgo the interest payments that are paid on traditional interest bearing debt securities.
- You are willing to forgo dividends or other benefits of owning the stocks included in the Index.
- You are willing to accept a limited or no market for sales prior to maturity, and you understand that the market prices for the notes, if any, will be affected by various factors, including our actual and perceived creditworthiness, our internal funding rate and fees and charges on the notes.
- You are willing to assume our credit risk, as issuer of the notes, for all payments under the notes, including the Redemption Amount.

### The notes may not be an appropriate investment for you if:

- You believe that the Index will decrease from the Starting Value to an Ending Value that is less than the Threshold Value.
- You seek 100% principal repayment or preservation of capital.
- You seek interest payments or other current income on your investment.
- You want to receive dividends or other distributions paid on the stocks included in the Index.
- You seek an investment for which there will be a liquid secondary market.
- You are unwilling or are unable to take market risk on the notes or to take our credit risk as issuer of the notes.

We urge you to consult your investment, legal, tax, accounting, and other advisors before you invest in the notes.

## Market-Linked Step Up Notes

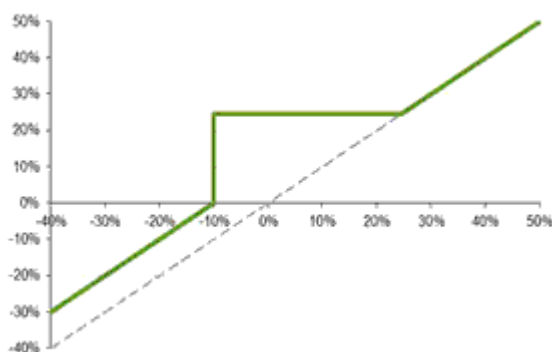
TS-3

### Market-Linked Step Up Notes with Enhanced Buffer

Linked to the S&P 500® Index, due May 27, 2022

## Hypothetical Payout Profile

### Market-Linked Step Up Notes with Enhanced Buffer



This graph reflects the returns on the notes, based on the Threshold Value of 90% of the Starting Value, the Step Up Payment of \$2.45 per unit and the Step Up Value of 124.50% of the Starting Value. The green line reflects the returns on the notes, while the dotted gray line reflects the returns of a direct investment in the stocks included in the Index, excluding dividends.

This graph has been prepared for purposes of illustration only. See below table for a further illustration of the range of hypothetical payments at maturity.

## Hypothetical Payments at Maturity

The following table and examples are for purposes of illustration only. They are based on **hypothetical** values and show **hypothetical** returns on the notes. **The actual amount you receive and the resulting total rate of return will depend on the actual Starting Value, Threshold Value, Ending Value, Step Up Value, and term of your investment.**

The following table is based on a Starting Value of 100, a Threshold Value of 90, a Step Up Value of 124.50 and a Step Up Payment of \$2.45 per unit. It illustrates the effect of a range of Ending Values on the Redemption Amount per unit of the notes and the total rate of return to holders of the notes. The following examples do not take into account any tax consequences from investing in the notes.

Ending Value	Percentage Change from the Starting Value to the Ending Value	Redemption Amount per Unit	Total Rate of Return on the Notes
0.00	-100.00%	\$1.00	-90.00%
50.00	-50.00%	\$6.00	-40.00%
80.00	-20.00%	\$9.00	-10.00%
90.00 <sup>(1)</sup>	-10.00%	\$12.45 <sup>(3)</sup>	24.50%
94.00	-6.00%	\$12.45	24.50%
95.00	-5.00%	\$12.45	24.50%
97.00	-3.00%	\$12.45	24.50%
100.00 <sup>(2)</sup>	0.00%	\$12.45	24.50%
102.00	2.00%	\$12.45	24.50%
105.00	5.00%	\$12.45	24.50%
110.00	10.00%	\$12.45	24.50%
120.00	20.00%	\$12.45	24.50%
124.50 <sup>(4)</sup>	24.50%	\$12.45	24.50%
130.00	30.00%	\$13.00	30.00%
140.00	40.00%	\$14.00	40.00%
143.00	43.00%	\$14.30	43.00%
150.00	50.00%	\$15.00	50.00%
160.00	60.00%	\$16.00	60.00%

- (1) This is the **hypothetical** Threshold Value.
- (2) The **hypothetical** Starting Value of 100 used in these examples has been chosen for illustrative purposes only. The actual Starting Value is 2,381.73, which was the closing level of the Market Measure on the pricing date.
- (3) This amount represents the sum of the principal amount and the Step Up Payment of \$2.45.
- (4) This is the **hypothetical** Step Up Value.

For recent actual levels of the Market Measure, see “The Index” section below. The Index is a price return index and as such the Ending Value will not include any income generated by dividends paid on the stocks included in the Index, which you would otherwise be entitled to receive if you invested in those stocks directly. In addition, all payments on the notes are subject to issuer credit risk.

## Market-Linked Step Up Notes

TS-4

### Market-Linked Step Up Notes with Enhanced Buffer

Linked to the S&P 500® Index, due May 27, 2022

## Redemption Amount Calculation Examples

### Example 1

The Ending Value is 80.00, or 80.00% of the Starting Value:

Starting Value: 100.00

Threshold Value: 90.00

Ending Value: 80.00

$$\$10 - \left[ \$10 \times \left( \frac{90 - 80}{100} \right) \right] = \$9.00 \quad \text{Redemption Amount per unit}$$

### Example 2

The Ending Value is 95.00, or 95.00% of the Starting Value:

Starting Value: 100.00

Threshold Value: 90.00

Ending Value: 95.00

$\$10.00 + \$2.45 = \$12.45$

Redemption Amount per unit, *the principal amount plus the Step Up Payment, since the Ending Value is equal to or greater than the Threshold Value, but less than the Step Up Value.*

### Example 3

The Ending Value is 110.00, or 110.00% of the Starting Value:

Starting Value: 100.00

Threshold Value: 90.00

Step Up Value: 124.50

Ending Value: 110.00

$\$10.00 + \$2.45 = \$12.45$

Redemption Amount per unit, *the principal amount plus the Step Up Payment, since the Ending Value is equal to or greater than the Threshold Value, but less than the Step Up Value.*

### Example 4

The Ending Value is 143.00, or 143.00% of the Starting Value:

Starting Value: 100.00

Step Up Value: 124.50

Ending Value: 143.00

$\$10 + \left[ \$10 \times \left( \frac{143 - 100}{100} \right) \right] = \$14.30$

Redemption Amount per unit

## Market-Linked Step Up Notes with Enhanced Buffer

Linked to the S&P 500® Index, due May 27, 2022

## Risk Factors

*There are important differences between the notes and a conventional debt security. An investment in the notes involves significant risks, including those listed below. You should carefully review the more detailed explanation of risks relating to the notes in the "Risk Factors" sections beginning on page PS-7 of product supplement EQUITY INDICES SUN-2 identified above. We also urge you to consult your investment, legal, tax, accounting, and other advisors before you invest in the notes.*

- Depending on the performance of the Index as measured shortly before the maturity date, your investment may result in a loss; there is no guaranteed return of principal.
- Your return on the notes may be less than the yield you could earn by owning a conventional fixed or floating rate debt security of comparable maturity.
- Payments on the notes are subject to our credit risk, and actual or perceived changes in our creditworthiness are expected to affect the value of the notes. If we become insolvent or are unable to pay our obligations, you may lose your entire investment.
- Your investment return may be less than a comparable investment directly in the stocks included in the Index.
- The initial estimated value of the notes is an estimate only, determined as of a particular point in time by reference to our proprietary pricing models. These pricing models consider certain factors, such as our internal funding rate on the pricing date, interest rates, volatility and time to maturity of the notes, and they rely in part on certain assumptions about future events, which may prove to be incorrect. Because our pricing models may differ from other issuers' valuation models, and because funding rates taken into account by other issuers may vary materially from the rates used by us (even among issuers with similar creditworthiness), our estimated value may not be comparable to estimated values of similar notes of other issuers.



- Our internal funding rate for market-linked notes is typically lower than our secondary market credit rates, as further described in “Structuring the Notes” on page TS-11. Because we use our internal funding rate to determine the value of the theoretical bond component, if on the pricing date our internal funding rate is lower than our secondary market credit rates, the initial estimated value of the notes will be greater than if we had used our secondary market credit rates in valuing the notes.
- The public offering price you pay for the notes exceeds the initial estimated value. This is due to, among other transaction costs, the inclusion in the public offering price of the underwriting discount and the hedging related charge, as further described in “Structuring the Notes” on page TS-11.
- Assuming no change in market conditions or other relevant factors after the pricing date, the market value of your notes may be lower than the price you paid for them and lower than the initial estimated value. This is due to, among other things, the inclusion in the public offering price of the underwriting discount and the hedging related charge and the internal funding rate we used in pricing the notes, as further described in “Structuring the Notes” on page TS-11. These factors, together with customary bid ask spreads, other transaction costs and various credit, market and economic factors over the term of the notes, including changes in the level of the Index, are expected to reduce the price at which you may be able to sell the notes in any secondary market and will affect the value of the notes in complex and unpredictable ways.
- A trading market is not expected to develop for the notes. Neither we nor MLPF&S is obligated to make a market for, or to repurchase, the notes. The initial estimated value does not represent a minimum or maximum price at which we, MLPF&S or any of our affiliates would be willing to purchase your notes in any secondary market (if any exists) at any time. MLPF&S has advised us that any repurchases by them or their affiliates will be made at prices determined by reference to their pricing models and at their discretion, and these prices will include MLPF&S’s trading commissions and mark-ups. If you sell your notes to a dealer other than MLPF&S in a secondary market transaction, the dealer may impose its own discount or commission. MLPF&S has also advised us that, at its discretion and for your benefit, assuming no changes in market conditions from the pricing date, MLPF&S may offer to buy the notes in the secondary market at a price that may exceed the initial estimated value of the notes for a short initial period after the issuance of the notes. That higher price reflects costs that were included in the public offering price of the notes, and that higher price may also be initially used for account statements or otherwise. There is no assurance that any party will be willing to purchase your notes at any price in any secondary market.
- Our business, hedging and trading activities, and those of MLPF&S and our respective affiliates (including trading in shares of companies included in the Index), and any hedging and trading activities we, MLPF&S or our respective affiliates engage in for our clients’ accounts, may affect the market value and return of the notes and may create conflicts of interest with you.
- The Index sponsor may adjust the Index in a way that affects its level, and has no obligation to consider your interests.
- You will have no rights of a holder of the securities represented by the Index, and you will not be entitled to receive securities or dividends or other distributions by the issuers of those securities.
- While we, MLPF&S or our respective affiliates may from time to time own securities of companies included in the Index, except to the extent that the common stock of Bank of America Corporation (the parent company of MLPF&S) is included in the Index, we, MLPF&S and our respective affiliates do not control any company included in the Index, and have not verified any disclosure made by any other company.
- There may be potential conflicts of interest involving the calculation agents, one of which is our affiliate and one of which is MLPF&S. We have the right to appoint and remove the calculation agents.

## Market-Linked Step Up Notes with Enhanced Buffer

Linked to the S&P 500<sup>®</sup> Index, due May 27, 2022

- As a Swiss bank, Credit Suisse is subject to regulation by governmental agencies, supervisory authorities and self-regulatory organizations in Switzerland. Such regulation is increasingly more extensive and complex and subjects Credit Suisse to risks. For example, pursuant to Swiss banking laws, FINMA has broad powers and discretion in the case of resolution proceedings, which include the power to convert debt instruments and other liabilities of Credit Suisse into equity

and/or cancel such liabilities in whole or in part.

- The U.S. federal income tax consequences of the notes are uncertain, and may be adverse to a holder of the notes. See “Material U.S. Federal Income Tax Considerations” below and “Material U.S. Federal Income Tax Considerations” beginning on page PS-29 of product supplement EQUITY INDICES SUN-2.

## Market-Linked Step Up Notes with Enhanced Buffer

Linked to the S&P 500® Index, due May 27, 2022

# The Index

All disclosures contained in this term sheet regarding the Index, including, without limitation, its make up, method of calculation, and changes in its components, have been derived from publicly available sources. The information reflects the policies of, and is subject to change by, S&P Dow Jones Indices LLC (the “Index sponsor”). The Index sponsor, which licenses the copyright and all other rights to the Index, has no obligation to continue to publish, and may discontinue publication of, the Index. The consequences of the Index sponsor discontinuing publication of the Index are discussed in the section entitled “Description of the Notes—Discontinuance of an Index” beginning on page PS-22 of product supplement EQUITY INDICES SUN-2. None of us, the calculation agents, or MLPF&S accepts any responsibility for the calculation, maintenance or publication of the Index or any successor index.

The Index is intended to provide an indication of the pattern of common stock price movement. The calculation of the level of the Index is based on the relative value of the aggregate market value of the common stocks of 500 companies as of a particular time compared to the aggregate average market value of the common stocks of 500 similar companies during the base period of the years 1941 through 1943.

The Index sponsor chooses companies for inclusion in the Index with the aim of achieving a distribution by broad industry groupings that approximates the distribution of these groupings in the common stock population of its Stock Guide Database of over 10,000 companies, which the Index sponsor uses as an assumed model for the composition of the total market. Relevant criteria employed by the Index sponsor include the viability of the particular company, the extent to which that company represents the industry group to which it is assigned, the extent to which the market price of that company’s common stock generally is responsive to changes in the affairs of the respective industry, and the market value and trading activity of the common stock of that company. Eleven main groups of companies constitute the Index, with the approximate percentage of the market capitalization of the Index included in each group as of April 28, 2017 indicated in parentheses: Consumer Discretionary (12.5%); Consumer Staples (9.3%); Energy (6.3%); Financials (14.1%); Health Care (14.0%); Industrials (10.2%); Information Technology (22.5%); Materials (2.9%); Real Estate (2.9%); Telecommunication Services (2.3%); and Utilities (3.2%). The Index sponsor from time to time, in its sole discretion, may add companies to, or delete companies from, the Index to achieve the objectives stated above.

The Index sponsor calculates the Index by reference to the prices of the constituent stocks of the Index without taking account of the value of dividends paid on those stocks. As a result, the return on the notes will not reflect the return you would realize if you actually owned the Index constituent stocks and received the dividends paid on those stocks.

## Computation of the Index

While the Index sponsor currently employs the following methodology to calculate the Index, no assurance can be given that the Index sponsor will not modify or change this methodology in a manner that may affect the Redemption Amount.

Historically, the market value of any component stock of the Index was calculated as the product of the market price per share and the number of then outstanding shares of such component stock. In March 2005, the Index sponsor began shifting the Index halfway from a market capitalization weighted formula to a float-adjusted formula, before moving the Index to full float adjustment on September 16, 2005. The Index sponsor’s criteria for selecting stocks for the Index did not change with the shift to float adjustment. However, the adjustment affects each company’s weight in the Index.

Under float adjustment, the share counts used in calculating the Index reflect only those shares that are available to investors, not all of a company’s outstanding shares. Float adjustment excludes shares that are closely held by control groups, other publicly traded companies or government agencies.



On September 21, 2012, all share-holdings with a position greater than 5% of a stock's outstanding shares, other than holdings by "block owners," were removed from the float for purposes of calculating the Index. Generally, these "control holders" will include officers and directors, private equity, venture capital and special equity firms, other publicly traded companies that hold shares for control, strategic partners, holders of restricted shares, ESOPs, employee and family trusts, foundations associated with the company, holders of unlisted share classes of stock or government entities at all levels (other than government retirement/pension funds) and any individual person who controls a 5% or greater stake in a company as reported in regulatory filings. Holdings by block owners, such as depository banks, pension funds, mutual funds and ETF providers, 401(k) plans of the company, government retirement/pension funds, investment funds of insurance companies, asset managers and investment funds, independent foundations and savings and investment plans, will ordinarily be considered part of the float.

Treasury stock, stock options, restricted shares, equity participation units, warrants, preferred stock, convertible stock, and rights are not part of the float. Shares held in a trust to allow investors in countries outside the country of domicile (e.g., ADRs, CDIs and Canadian exchangeable shares) are normally part of the float unless those shares form a control block. If a company has more than one class of stock outstanding, shares in an unlisted or non-traded class are treated as a control block.

For each stock, an investable weight factor ("IWF") is calculated by dividing (i) the available float shares by (ii) the total shares outstanding. As of September 21, 2012, available float shares are defined as total shares outstanding less shares held by control holders. For companies with multiple classes of stock, the Index sponsor calculates the weighted average IWF for each stock using the proportion of the total company market capitalization of each share class as weights.

The Index is calculated using a base-weighted aggregate methodology. The level of the Index reflects the total market value of all 500 component stocks relative to the base period of the years 1941 through 1943. An indexed number is used to represent the results of this calculation in order to make the level easier to work with and track over time. The actual total market value of the component stocks

## Market-Linked Step Up Notes with Enhanced Buffer

Linked to the S&P 500® Index, due May 27, 2022

---

during the base period of the years 1941 through 1943 has been set to an indexed level of 10. This is often indicated by the notation 1941-43 = 10. In practice, the daily calculation of the Index is computed by dividing the total market value of the component stocks by the "index divisor." By itself, the index divisor is an arbitrary number. However, in the context of the calculation of the Index, it serves as a link to the original base period level of the Index. The index divisor keeps the Index comparable over time and is the manipulation point for all adjustments to the Index, which is index maintenance.

### Index Maintenance

Index maintenance includes monitoring and completing the adjustments for company additions and deletions, share changes, stock splits, stock dividends, and stock price adjustments due to company restructuring or spinoffs. Some corporate actions, such as stock splits and stock dividends, require changes in the common shares outstanding and the stock prices of the companies in the Index, and do not require index divisor adjustments.

To prevent the level of the Index from changing due to corporate actions, corporate actions which affect the total market value of the Index require an index divisor adjustment. By adjusting the index divisor for the change in market value, the level of the Index remains constant and does not reflect the corporate actions of individual companies in the Index. Index divisor adjustments are made after the close of trading and after the calculation of the Index closing level.

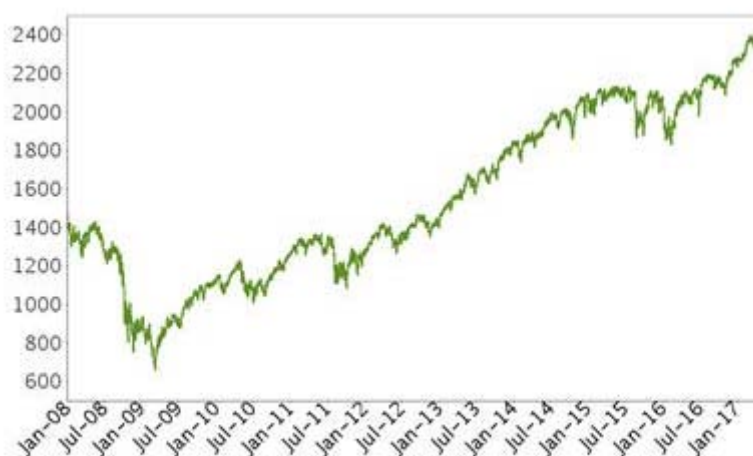
Changes in a company's shares outstanding of 5.00% or more due to mergers, acquisitions, public offerings, tender offers, Dutch auctions, or exchange offers are made as soon as reasonably possible. All other changes of 5.00% or more (due to, for example, company stock repurchases, private placements, redemptions, exercise of options, warrants, conversion of preferred stock, notes, debt, equity participation units, at-the-market offerings, or other recapitalizations) are made weekly and are announced on Wednesdays for implementation after the close of trading on the following Wednesday. Changes of less than 5.00% due to a company's acquisition of another company in the Index are made as soon as reasonably possible. All other changes of less than 5.00% are accumulated and made quarterly on the third Friday of March, June, September, and December, and are usually announced two to five days prior. Changes in IWFs of more than five percentage points caused by corporate actions (such as merger and acquisition activity, restructurings, or spinoffs) will be made as soon as reasonably possible. Other changes in IWFs will be made annually when IWFs are reviewed.

## Market-Linked Step Up Notes with Enhanced Buffer

Linked to the S&P 500® Index, due May 27, 2022

**The following graph shows the daily historical performance of the Index in the period from January 1, 2008 through May 19, 2017. We obtained this historical data from Bloomberg L.P. We have not independently verified the accuracy or completeness of the information obtained from Bloomberg L.P. On the pricing date, the closing level of the Index was 2,381.73.**

**Historical Performance of the Index**



**This historical data on the Index is not necessarily indicative of the future performance of the Index or what the value of the notes may be. Any historical upward or downward trend in the level of the Index during any period set forth above is not an indication that the level of the Index is more or less likely to increase or decrease at any time over the term of the notes.**

Before investing in the notes, you should consult publicly available sources for the levels of the Index.

### License Agreement

Standard & Poor's® and S&P® are registered trademarks of Standard & Poor's Financial Services LLC ("S&P"); Dow Jones® is a registered trademark of Dow Jones Trademark Holdings LLC ("Dow Jones"). "Standard & Poor's®", "Standard & Poor's 500™", "S&P 500®", and "S&P®" are trademarks of S&P. These trademarks have been licensed for use by S&P Dow Jones Indices LLC and its affiliates and sublicensed for certain purposes by us. The Index is a product of S&P Dow Jones Indices LLC and has been licensed for use by us.

The notes are not sponsored, endorsed, sold or promoted by S&P Dow Jones Indices LLC, Dow Jones, S&P, any of their respective affiliates (collectively, "S&P Dow Jones Indices"). S&P Dow Jones Indices make no representation or warranty, express or implied, to the holders of the notes or any member of the public regarding the advisability of investing in securities generally or in the notes particularly or the ability of the Index to track general market performance. S&P Dow Jones Indices' only relationship to us with respect to the Index is the licensing of the Index and certain trademarks, service marks and/or trade names of S&P Dow Jones Indices and/or its third party licensors. The Index is determined, composed and calculated by S&P Dow Jones Indices without regard to us or the notes. S&P Dow Jones Indices have no obligation to take our needs or the needs of the holders of the notes into consideration in determining, composing or calculating the Index. S&P Dow Jones Indices are not responsible for and have not participated in the determination of the prices, and amount of the notes or the timing of the issuance or sale of the notes or in the determination or calculation of the equation by which the notes are to be converted into cash. S&P Dow Jones Indices have no obligation or liability in connection with the administration, marketing or trading of the notes. There is no assurance that investment products based on the Index will accurately track index performance or provide positive investment returns. S&P Dow Jones Indices LLC is not an investment advisor. Inclusion of a security within the Index is not a recommendation by S&P Dow Jones Indices to buy, sell, or hold such security, nor is it considered to be investment advice. Notwithstanding the foregoing, CME Group Inc. and its affiliates may independently issue and/or sponsor financial products unrelated to the notes currently being issued.

by us, but which may be similar to and competitive with the notes. In addition, CME Group Inc. and its affiliates may trade financial products which are linked to the performance of the Index. It is possible that this trading activity will affect the value of the Index and the notes.

S&P DOW JONES INDICES DO NOT GUARANTEE THE ADEQUACY, ACCURACY, TIMELINESS AND/OR THE COMPLETENESS OF THE INDEX OR ANY DATA RELATED THERETO OR ANY COMMUNICATION, INCLUDING BUT NOT LIMITED TO, ORAL OR WRITTEN COMMUNICATION (INCLUDING ELECTRONIC COMMUNICATIONS) WITH RESPECT THERETO. S&P DOW JONES INDICES SHALL NOT BE SUBJECT TO ANY DAMAGES OR LIABILITY FOR ANY ERRORS, OMISSIONS, OR DELAYS THEREIN. S&P DOW JONES INDICES MAKE NO EXPRESS OR IMPLIED WARRANTIES, AND EXPRESSLY DISCLAIMS ALL WARRANTIES, OF MERCHANTABILITY OR FITNESS FOR A PARTICULAR PURPOSE OR USE OR AS TO RESULTS TO BE OBTAINED BY US, HOLDERS OF THE NOTES, OR ANY OTHER PERSON OR ENTITY FROM THE USE OF THE INDEX OR WITH RESPECT TO ANY DATA RELATED THERETO. WITHOUT LIMITING ANY OF THE FOREGOING, IN NO EVENT WHATSOEVER SHALL S&P DOW JONES INDICES BE LIABLE FOR ANY INDIRECT, SPECIAL, INCIDENTAL, PUNITIVE, OR CONSEQUENTIAL DAMAGES INCLUDING BUT NOT LIMITED TO, LOSS OF PROFITS, TRADING LOSSES, LOST TIME OR GOODWILL, EVEN IF THEY HAVE BEEN ADVISED OF THE POSSIBILITY OF SUCH DAMAGES, WHETHER IN CONTRACT, TORT, STRICT LIABILITY, OR OTHERWISE. THERE ARE NO THIRD PARTY BENEFICIARIES OF ANY AGREEMENTS OR ARRANGEMENTS BETWEEN S&P DOW JONES INDICES AND US, OTHER THAN THE LICENSORS OF S&P DOW JONES INDICES.

## Market-Linked Step Up Notes with Enhanced Buffer

Linked to the S&P 500® Index, due May 27, 2022

---

# Supplement to the Plan of Distribution

Under our distribution agreement with MLPF&S, MLPF&S will purchase the notes from us as principal at the public offering price indicated on the cover of this term sheet, less the indicated underwriting discount.

We will deliver the notes against payment therefor in New York, New York on a date that is greater than three business days following the pricing date. Under Rule 15c6-1 of the Securities Exchange Act of 1934, trades in the secondary market generally are required to settle in three business days, unless the parties to any such trade expressly agree otherwise. Accordingly, purchasers who wish to trade the notes more than three business days prior to the original issue date will be required to specify alternative settlement arrangements to prevent a failed settlement.

The notes will not be listed on any securities exchange. In the original offering of the notes, the notes will be sold in minimum investment amounts of 100 units. If you place an order to purchase the notes, you are consenting to MLPF&S acting as a principal in effecting the transaction for your account.

MLPF&S has advised us as follows: They or their affiliates may repurchase and resell the notes, with repurchases and resales being made at prices related to then-prevailing market prices or at negotiated prices determined by reference to their pricing models and at their discretion, and these prices will include MLPF&S's trading commissions and mark-ups. MLPF&S may act as principal or agent in these market-making transactions; however, it is not obligated to engage in any such transactions. MLPF&S has informed us that at MLPF&S's discretion and for your benefit, assuming no changes in market conditions from the pricing date, MLPF&S may offer to buy the notes in the secondary market at a price that may exceed the initial estimated value of the notes for a short initial period after the issuance of the notes. Any price offered by MLPF&S for the notes will be based on then-prevailing market conditions and other considerations, including the performance of the Index and the remaining term of the notes. However, none of us, MLPF&S, or any of our respective affiliates is obligated to purchase your notes at any price or at any time, and we cannot assure you that we, MLPF&S, or any of our respective affiliates will purchase your notes at a price that equals or exceeds the initial estimated value of the notes.

MLPF&S has informed us that, as of the date of this term sheet, it expects that if you hold your notes in a MLPF&S account, the value of the notes shown on your account statement will be based on MLPF&S's estimate of the value of the notes if MLPF&S or another of its affiliates were to make a market in the notes, which it is not obligated to do; and that estimate will be based upon the price that MLPF&S may pay for the notes in light of then-prevailing market conditions and other considerations, as mentioned above, and will include transaction costs. Any such price may be higher than or lower than the initial estimated value of the notes.

The distribution of the Note Prospectus in connection with these offers or sales will be solely for the purpose of providing investors

with the description of the terms of the notes that was made available to investors in connection with their initial offering. Secondary market investors should not, and will not be authorized to, rely on the Note Prospectus for information regarding Credit Suisse or for any purpose other than that described in the immediately preceding sentence.

## Structuring the Notes

The notes are our debt securities, the return on which is linked to the performance of the Index. As is the case for all of our debt securities, including our market-linked notes, the economic terms of the notes reflect our actual or perceived creditworthiness at the time of pricing. In addition, because market-linked notes result in increased operational, funding and liability management costs to us, the internal funding rate we use in pricing market-linked notes is typically lower than a rate reflecting the yield on our conventional debt securities of similar maturity in the secondary market. Because we use our internal funding rate to determine the value of the theoretical bond component, if on the pricing date our internal funding rate is lower than our secondary market credit rates, the initial estimated value of the notes will be higher than if the initial estimated value was based on our secondary market credit rates.

Payments on the notes, including the amount you receive at maturity, will be calculated based on the \$10 principal amount per unit and will depend on the performance of the Index. In order to meet these payment obligations, at the time we issue the notes, we may choose to enter into certain hedging arrangements (which may include call options, put options or other derivatives) with MLPF&S or one of its affiliates. The terms of these hedging arrangements are determined by seeking bids from market participants, including MLPF&S and its affiliates, and take into account a number of factors, including our creditworthiness, interest rate movements, the volatility of the Index, the tenor of the notes and the tenor of the hedging arrangements. The economic terms of the notes and their initial estimated value depend in part on the terms of these hedging arrangements.

MLPF&S has advised us that the hedging arrangements will include a hedging related charge of approximately \$0.075 per unit, reflecting an estimated profit to be credited to MLPF&S from these transactions. Since hedging entails risk and may be influenced by unpredictable market forces, additional profits and losses from these hedging arrangements may be realized by MLPF&S or any third party hedge providers.

For further information, see “Risk Factors—General Risks Relating to the Notes” beginning on page PS-7 and “Supplemental Use of Proceeds and Hedging” on page PS-17 of product supplement EQUITY INDICES SUN-2.

---

### Market-Linked Step Up Notes

TS-11

#### Market-Linked Step Up Notes with Enhanced Buffer

Linked to the S&P 500® Index, due May 27, 2022

---

## Material U.S. Federal Income Tax Considerations

The following discussion is a brief summary of material U.S. federal income tax consequences relating to an investment in the notes. The following summary is not complete and is qualified and supplemented by, or in some cases supplements, the discussion under the section entitled “Material U.S. Federal Income Tax Considerations” beginning on page PS-29 of product supplement EQUITY INDICES SUN-2, which you should carefully review prior to investing in the notes.

If the notes are treated as prepaid financial contracts, a U.S. Holder (as defined in the accompanying product supplement) should generally recognize gain or loss upon the sale, exchange or maturity of its notes in an amount equal to the difference between the amount realized at such time and the U.S. Holder’s tax basis in its notes (generally the amount paid for the notes). Such gain or loss generally should be long-term capital gain or loss if the notes have been held for more than one year. For notes with a term of one year or less, such gain or loss will be short-term capital gain or loss.

However, even if the agreed-upon tax characterization of the notes were upheld, it is possible that the IRS could assert that a reconstitution or rebalancing (together, a “Rebalancing”) of the Market Measure is a significant modification of the notes due to an exercise of discretion with respect to the Rebalancing and, therefore, a taxable event to you. If the IRS were to prevail in treating any Rebalancing of the Market Measure as a taxable event, you would recognize capital gain or, possibly, loss on the notes on the date of such Rebalancing to the extent of the difference between the fair market value of the notes and your adjusted basis in the notes at that time. Such gain or loss generally would be short-term capital gain or loss.

## *Notes Held Through Foreign Entities*

Pursuant to regulations and IRS Notice 2015-66, and subject to the exceptions described in “Material U.S. Federal Income Tax Considerations—Notes Held Through Foreign Entities” in the accompanying product supplement, FATCA’s withholding regime generally will apply to (i) withholdable payments (other than certain gross proceeds and certain payments made with respect to a “preexisting obligation,” as defined in the regulations), (ii) payments of certain gross proceeds with respect to a sale or disposition occurring after December 31, 2018, and (iii) foreign passthru payments made after the later of December 31, 2018, or the date that final regulations defining the term “foreign passthru payment” are published.

## *Information Reporting Regarding Specified Foreign Financial Assets*

Subject to certain exceptions, under the final regulations, “specified domestic entities” are certain domestic corporations, domestic partnerships, or trusts that are formed or used for the purposes of holding, directly or indirectly, specified foreign financial assets. Reporting by domestic entities of certain interests in specified foreign financial assets in accordance with the regulations is required.

## *Non-U.S. Holders Generally*

The following replaces the discussion of Substitute Dividend and Dividend Equivalent Payments in the accompanying product supplement under “Certain U.S. Federal Income Tax Considerations—Tax Treatment of Non-U.S. Holders.”

The Treasury Department has issued regulations under Code section 871(m) which impose U.S. federal withholding tax on “dividend equivalent” payments made on certain financial instruments linked to U.S. corporations (which the regulations refer to as “specified ELIs” or “specified NPCs,” as applicable) that are owned by Non-U.S. Holders. However, pursuant to Notice 2016-76, for any payment made on or after January 1, 2017 with respect to any transaction issued on or after January 1, 2017 and prior to January 1, 2018, only an NPC or ELI that has a delta of one with respect to an underlying security when the NPC or ELI is issued is a specified NPC or specified ELI, respectively. Based on the terms of the notes and representations provided by us as of the applicable pricing date, our counsel is of the opinion that a note (exclusive of any other transactions that may be combined with the note) should not be a “delta-one transaction” within the meaning of Notice 2016-76. Certain events, such as a Rebalancing, could cause previously issued notes to be deemed to be issued as new securities for purposes of the effective dates provided in Notice 2016-76. Additionally, U.S. withholding tax could apply to the notes under these rules if a Non-U.S. Holder enters, or has entered, into certain other transactions in respect of the underlying equity or the notes. A Non-U.S. Holder that enters, or has entered, into other transactions in respect of the underlying or the notes should consult its own tax advisor regarding the application of Code section 871(m) to its notes.

# Validity of the Notes

In the opinion of Davis Polk & Wardwell LLP, as United States counsel to Credit Suisse, when the notes offered by this term sheet have been executed and issued by Credit Suisse and authenticated by the trustee pursuant to the indenture, and delivered against payment therefor, such notes will be valid and binding obligations of Credit Suisse, enforceable against Credit Suisse in accordance with their terms, subject to (i) applicable bankruptcy, insolvency and similar laws affecting creditors’ rights generally, (ii) possible judicial or regulatory actions giving effect to governmental actions or foreign laws affecting creditors’ rights and (iii) concepts of reasonableness and equitable principles of general applicability (including, without limitation, concepts of good faith, fair dealing and the lack of bad faith), provided that such counsel expresses no opinion as to the effect of fraudulent conveyance, fraudulent transfer or similar provision of applicable law on the conclusions expressed above. This opinion is given as of the date of this term sheet and is limited to the laws of the State of New York, except that such counsel expresses no opinion as to the application of state securities or Blue Sky laws to the notes. Insofar as this opinion involves matters governed by Swiss law, Davis Polk & Wardwell LLP has relied, without independent inquiry or investigation, on the opinion of Homburger AG, dated February 14, 2017 and filed by Credit Suisse as an exhibit to a Current Report on Form 6-K on February 14, 2017. The opinion of Davis Polk & Wardwell LLP is subject to the same assumptions, qualifications and limitations with respect to such matters as are contained in the opinion of Homburger AG. In addition, the opinion of

---

## Market-Linked Step Up Notes

TS-12

## Market-Linked Step Up Notes with Enhanced Buffer

Linked to the S&P 500® Index, due May 27, 2022

---

Davis Polk & Wardwell LLP is subject to customary assumptions about the establishment of the terms of the notes, the trustee’s



authorization, execution and delivery of the indenture and its authentication of the notes, and the validity, binding nature and enforceability of the indenture with respect to the trustee, all as stated in the opinion of Davis Polk & Wardwell LLP dated February 14, 2017, which was filed by Credit Suisse as an exhibit to a Current Report on Form 6-K on February 14, 2017. Davis Polk & Wardwell LLP expresses no opinion as to waivers of objections to venue, the subject matter or personal jurisdiction of a United States federal court or the effectiveness of service of process other than in accordance with applicable law. In addition, such counsel notes that the enforceability in the United States of Section 10.08(c) of the indenture is subject to the limitations set forth in the United States Foreign Sovereign Immunities Act of 1976.

## Where You Can Find More Information

We have filed a registration statement (including a product supplement, a prospectus supplement, and a prospectus) with the SEC for the offering to which this term sheet relates. Before you invest, you should read the Note Prospectus, including this term sheet, and the other documents that we have filed with the SEC, for more complete information about us and this offering. You may get these documents without cost by visiting EDGAR on the SEC website at [www.sec.gov](http://www.sec.gov). Alternatively, we, any agent, or any dealer participating in this offering will arrange to send you these documents if you so request by calling MLPF&S toll-free at 1-800-294-1322.