

Filed Pursuant to Rule 424(b)(2)
Registration Statement No. 333-216286
(To Prospectus dated March 28, 2017,
Prospectus Supplement dated November 6, 2018 and
Product Supplement EQUITY INDICES SUN-1 dated
March 30, 2017)

3,144,164 Units
\$10 principal amount per unit
CUSIP No. 13607G641

Pricing Date July
Settlement Date 25,
Maturity Date 2019
August
1,
2019
July
29,
2022



Autocallable Market-Linked Step Up Notes Linked to the S&P 500[®] Index

- Maturity of approximately three years, if not called prior to maturity
- Automatic call of the notes per unit at \$10 plus the applicable Call Premium (\$0.80 on the first Observation Date, and \$1.60 on the final Observation Date) if the Index is flat or increases above 100.00% of the Starting Value on the relevant Observation Date
- The Observation Dates will occur approximately one year and two years after the pricing date
- If the notes are not called, at maturity:
 - a return of 21.00% if the Index is flat or increases up to the Step Up Value
 - a return equal to the percentage increase in the Index if the Index increases above the Step Up Value
 - 1-to-1 downside exposure to decreases in the Index, with up to 100.00% of your principal at risk
- All payments are subject to the credit risk of Canadian Imperial Bank of Commerce
- No periodic interest payments
- In addition to the underwriting discount set forth below, the notes include a hedging-related charge of \$0.075 per unit. See "Structuring the Notes"
- Limited secondary market liquidity, with no exchange listing
- The notes are unsecured debt securities and are not savings accounts or insured deposits of a bank. The notes are not insured or guaranteed by the Canada Deposit Insurance Corporation, the U.S. Federal Deposit Insurance Corporation or any other governmental agency of the United States, Canada, or any other jurisdiction

The notes are being issued by Canadian Imperial Bank of Commerce ("CIBC"). There are important differences between the notes and a conventional debt security, including different investment risks and certain additional costs. See "Risk Factors" beginning on page TS-7 of this term sheet and beginning on page PS-7 of product supplement EQUITY INDICES SUN-1.

The initial estimated value of the notes as of the pricing date is \$9.717 per unit, which is less than the public offering price listed below. See "Summary" on the following page, "Risk Factors" beginning on page TS-7 of this term sheet and "Structuring the Notes" on page TS-13 of this term sheet for additional information. The actual value of your notes at any time will reflect many factors and cannot be predicted with accuracy.

None of the Securities and Exchange Commission (the "SEC"), any state securities commission, or any other regulatory body has approved or disapproved of these securities or determined if this Note Prospectus (as defined below) is truthful or complete. Any representation to the contrary is a criminal offense.

	<u>Per Unit</u>	<u>Total</u>
Public offering price	\$10.00	\$31,441,640.00

The notes:**Are Not FDIC Insured****Are Not Bank Guaranteed****May Lose Value****BofA Merrill Lynch**

July 25, 2019

Autocallable Market-Linked Step Up Notes

Linked to the S&P 500® Index, due July 29, 2022

Summary

The Autocallable Market-Linked Step Up Notes Linked to the S&P 500® Index, due July 29, 2022 (the "notes") are our senior unsecured debt securities. The notes are not guaranteed or insured by the Canada Deposit Insurance Corporation, the U.S. Federal Deposit Insurance Corporation or any other governmental agency of the United States, Canada or any other jurisdiction or secured by collateral. The notes are not bail-inable notes (as defined on page S-2 of the prospectus supplement). **The notes will rank equally with all of our other unsecured and unsubordinated debt. Any payments due on the notes, including any repayment of principal, will be subject to the credit risk of CIBC.** The notes will be automatically called at the applicable Call Amount if the Observation Level of the Market Measure, which is the S&P 500® Index (the "Index"), is equal to or greater than the Call Level on the relevant Observation Date. If the notes are not called, at maturity, the notes provide you with a Step Up Payment if the Ending Value of the Index is equal to or greater than the Starting Value, but is not greater than the Step Up Value. If the Ending Value is greater than the Step Up Value, you will participate on a 1-for-1 basis in the increase in the level of the Index above the Starting Value. If the Ending Value is less than the Starting Value, you will lose all or a portion of the principal amount of your notes. Any payments on the notes, will be calculated based on the \$10 principal amount per unit and will depend on the performance of the Index, subject to our credit risk. See "Terms of the Notes" below.

The economic terms of the notes (including the Call Premiums and Call Amounts) are based on our internal funding rate, which is the rate we would pay to borrow funds through the issuance of market-linked notes, and the economic terms of certain related hedging arrangements. Our internal funding rate is typically lower than the rate we would pay when we issue conventional fixed rate debt securities. This difference in funding rate, as well as the underwriting discount and the hedging related charge described below, reduced the economic terms of the notes to you and the initial estimated value of the notes on the pricing date. Due to these factors, the public offering price you pay to purchase the notes is greater than the initial estimated value of the notes.

On the cover page of this term sheet, we have provided the initial estimated value for the notes. This initial estimated value was determined based on our pricing models, and was based on our internal funding rate on the pricing date, market conditions and other relevant factors existing at that time, and our assumptions about market parameters. For more information about the initial estimated value and the structuring of the notes, see "Structuring the Notes" on page TS-13.

Terms of the Notes

Issuer:	Canadian Imperial Bank of Commerce ("CIBC")	Call Settlement Dates:	Approximately the fifth business day following the applicable Observation Date, subject to postponement if the related Observation Date is postponed, as described on page PS-19 of product supplement EQUITY INDICES SUN-1.
Principal Amount:	\$10.00 per unit	Call Premiums:	\$0.80 per unit if called on the first Observation Date (which represents a return of 8.00% over the principal amount), and \$1.60 per unit if called on the final Observation Date (which represents a return of 16.00% over the principal amount).
Term:	Approximately three years, if not called	Ending Value:	The closing level of the Index on the calculation day. The scheduled calculation day is subject to postponement in the event of Market Disruption Events, as described beginning on page PS-20 of product supplement EQUITY INDICES SUN-1.
Market Measure:	The S&P 500® Index (Bloomberg symbol: "SPX"), a price return index	Step Up Value:	3,634.44 (121.00% of the Starting Value, rounded to two decimal places).
Starting Value:	3,003.67	Step Up Payment:	\$2.10 per unit, which represents a return of 21.00% over the principal amount.
Observation Level:	The closing level of the Index on the applicable Observation Date.	Threshold Value:	3,003.67 (100.00% of the Starting Value).
Observation Dates:	July 31, 2020 and July 23, 2021, subject to postponement in the event of Market Disruption Events, as described on page PS-19 of product supplement EQUITY INDICES SUN-1.	Calculation Day:	July 22, 2022

Call Level:	3,003.67 (100.00% of the Starting Value).	Fees and Charges:	The underwriting discount of \$0.20 per unit listed on the cover page and the hedging related charge of \$0.075 per unit described in "Structuring the Notes" on page TS-13.
Call Amounts (per Unit):	\$10.80 if called on the first Observation Date, and \$11.60 if called on the final Observation Date.	Calculation Agent:	BofA Securities, Inc. ("BofAS").

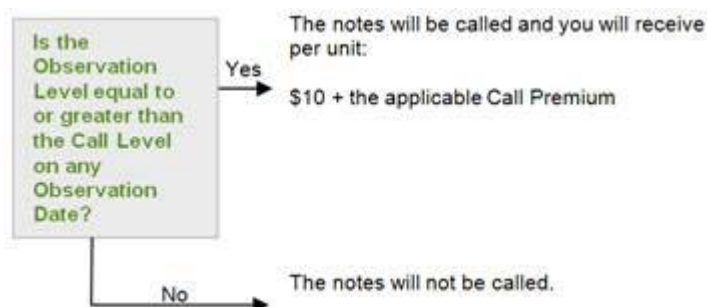
Autocallable Market-Linked Step Up Notes

Linked to the S&P 500® Index, due July 29, 2022

Determining Payment on the Notes

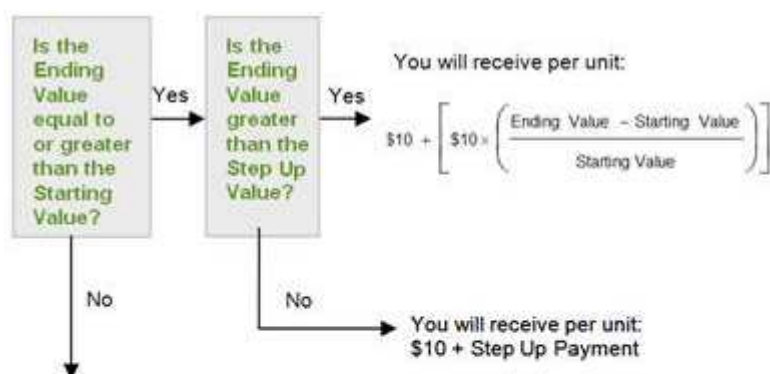
Automatic Call Provision

The notes will be called automatically on an Observation Date if the Observation Level on that Observation Date is equal to or greater than the Call Level. If the notes are called, you will receive \$10 per unit plus the applicable Call Premium.



Redemption Amount Determination

If the notes are not automatically called, on the maturity date, you will receive a cash payment per unit determined as follows:



You will receive per unit:

$$\$10 - \left[\$10 \times \left(\frac{\text{Threshold Value} - \text{Ending Value}}{\text{Starting Value}} \right) \right]$$

Because the Threshold Value for the notes is equal to the Starting Value, you will lose all or a portion of your investment if the Ending Value is less than the Starting Value.

Autocallable Market-Linked Step Up Notes

Linked to the S&P 500® Index, due July 29, 2022

The terms and risks of the notes are contained in this term sheet and in the following:

- Product supplement EQUITY INDICES SUN-1 dated March 30, 2017:
https://www.sec.gov/Archives/edgar/data/1045520/000110465917020280/a17-7416_9424b5.htm
- Prospectus dated March 28, 2017 and prospectus supplement dated November 6, 2018:
https://www.sec.gov/Archives/edgar/data/1045520/000110465918066166/a18-37094_1424b2.htm

As a result of the completion of the reorganization of Bank of America's U.S. broker-dealer business, references to Merrill Lynch, Pierce, Fenner & Smith Incorporated ("MLPF&S") in the accompanying product supplement EQUITY INDICES SUN-1, as such references relate to MLPF&S's institutional services, should be read as references to BofAS.

These documents (together, the "Note Prospectus") have been filed as part of a registration statement with the SEC, which may, without cost, be accessed on the SEC website as indicated above or obtained from MLPF&S or BofAS by calling 1-800-294-1322. Before you invest, you should read the Note Prospectus, including this term sheet, for information about us and this offering. Any prior or contemporaneous oral statements and any other written materials you may have received are superseded by the Note Prospectus. When you read the accompanying product supplement, please note that all references in such supplement to the prospectus supplement dated March 28, 2017, or to any sections therein, should refer instead to the accompanying prospectus supplement dated November 6, 2018 or to the corresponding sections of such prospectus supplement, as applicable, unless otherwise specified or the context otherwise requires. Capitalized terms used but not defined in this term sheet have the meanings set forth in product supplement EQUITY INDICES SUN-1. Unless otherwise indicated or unless the context requires otherwise, all references in this document to "we," "us," "our," or similar references are to CIBC.

Investor Considerations

You may wish to consider an investment in the notes if:

- You are willing to receive a return on your investment capped at the applicable Call Premium if the relevant Observation Level is equal to or greater than the Call Level.
- You anticipate that the notes will be automatically called or that the Index will not decrease from the Starting Value to the Ending Value.
- You are willing to risk a loss of principal and return if the notes are not automatically called and the Index decreases from the Starting Value to the Ending Value.
- You are willing to forgo the interest payments that are paid on conventional interest bearing debt securities.
- You are willing to forgo dividends or other benefits of owning the stocks included in the Index.
- You are willing to accept a limited or no market for sales prior to maturity, and understand that the market prices for the notes, if any, will be affected by various factors, including our actual and perceived creditworthiness, our internal funding rate and fees and charges on the notes.
- You are willing to assume our credit risk, as issuer of the notes, for all payments under the notes, including the Call Amount or the Redemption Amount.

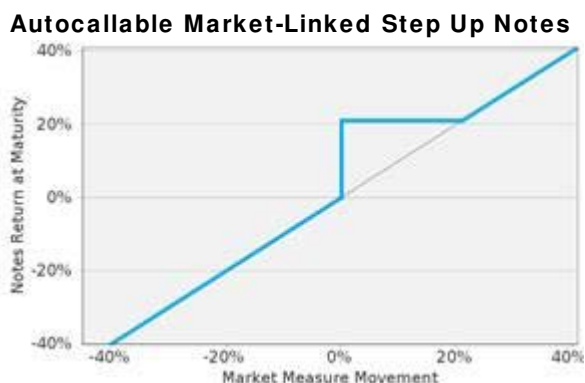
The notes may not be an appropriate investment for you if:

- You want to hold your notes for the full term.
- You believe that the notes will not be automatically called and the Index will decrease from the Starting Value to the Ending Value.
- You seek principal repayment or preservation of capital.
- You seek interest payments or other current income on your investment.
- You want to receive dividends or other distributions paid on the stocks included in the Index.
- You seek an investment for which there will be a liquid secondary market.
- You are unwilling or are unable to take market risk on the notes or to take our credit risk as issuer of the notes.

We urge you to consult your investment, legal, tax, accounting, and other advisors before you invest in the notes.

Hypothetical Payout Profile and Examples of Payments at Maturity

The graph below shows a payout profile at maturity, which would only apply if the notes are not called on any Observation Date.



This graph reflects the returns on the notes, based on the Threshold Value of 100.00% of the Starting Value, the Step Up Payment of \$2.10 per unit and the Step Up Value of 121.00% of the Starting Value. The green line reflects the returns on the notes, while the dotted gray line reflects the returns of a direct investment in the stocks included in the Index, excluding dividends.

This graph has been prepared for purposes of illustration only.

The following table and examples are for purposes of illustration only. They are based on **hypothetical** values and show **hypothetical** returns on the notes, assuming the notes are not called on any Observation Date. They illustrate the calculation of the Redemption Amount and total rate of return based on a hypothetical Starting Value of 100.00, a hypothetical Threshold Value of 100.00, a hypothetical Step Up Value of 121.00, the Step Up Payment of \$2.10 per unit and a range of hypothetical Ending Values. **The actual amount you receive and the resulting total rate of return will depend on the actual Starting Value, Threshold Value, Ending Value and Step Up Value, whether the notes are called on an Observation Date, and whether you hold the notes to maturity.** The following examples do not take into account any tax consequences from investing in the notes.

For recent actual levels of the Index, see “The Index” section below. The Index is a price return index and as such the Ending Value will not include any income generated by dividends paid on the stocks included in the Index, which you would otherwise be entitled to receive if you invested in those stocks directly. In addition, all payments on the notes are subject to issuer credit risk.

Ending Value	Percentage Change from the Starting Value to the Ending Value	Redemption Amount per Unit	Total Rate of Return on the Notes
0.00	-100.00%	\$0.00	-100.00%
50.00	-50.00%	\$5.00	-50.00%
75.00	-25.00%	\$7.50	-25.00%
80.00	-20.00%	\$8.00	-20.00%
85.00	-15.00%	\$8.50	-15.00%
90.00	-10.00%	\$9.00	-10.00%
95.00	-5.00%	\$9.50	-5.00%
100.00 ⁽¹⁾⁽²⁾	0.00%	\$12.10 ⁽³⁾	21.00%
105.00	5.00%	\$12.10	21.00%
110.00	10.00%	\$12.10	21.00%
120.00	20.00%	\$12.10	21.00%
121.00 ⁽⁴⁾	21.00%	\$12.10	21.00%
140.00	40.00%	\$14.00	40.00%
150.00	50.00%	\$15.00	50.00%
200.00	100.00%	\$20.00	100.00%

(1) This is the **hypothetical** Threshold Value.

(2) The **hypothetical** Starting Value of 100.00 used in these examples has been chosen for illustrative purposes only. The actual Starting Value is 3,003.67, which was the closing level of the Index on the pricing date.

(3) This amount represents the sum of the principal amount and the Step Up Payment of \$2.10.

(4) This is the **hypothetical** Step Up Value.

Autocallable Market-Linked Step Up Notes

Linked to the S&P 500® Index, due July 29, 2022

Redemption Amount Calculation Examples

Example 1

The Ending Value is 50.00, or 50.00% of the Starting Value:

Starting Value: 100.00

Threshold Value: 100.00

Ending Value: 50.00

$$\$10 - \left[\$10 \times \frac{100 - 50}{100} \right] = \$5.00 \text{ Redemption Amount per unit}$$

Example 2

The Ending Value is 110.00, or 110.00% of the Starting Value:

Starting Value: 100.00

Step Up Value: 121.00

Ending Value: 110.00

$$\$10.00 + \$2.10 = \$12.10$$

Redemption Amount per unit, the principal amount plus the Step Up Payment, since the Ending Value is equal to or greater than the Starting Value, but less than the Step Up Value.

Example 3

The Ending Value is 143.00, or 143.00% of the Starting Value:

Starting Value: 100.00

Step Up Value: 121.00

Ending Value: 143.00

$$\$10 + \left[\$10 \times \left(\frac{143 - 100}{100} \right) \right] = \$14.30 \text{ Redemption Amount per unit}$$

Autocallable Market-Linked Step Up Notes

Linked to the S&P 500® Index, due July 29, 2022

Risk Factors

There are important differences between the notes and a conventional debt security. An investment in the notes involves significant risks, including those listed below. You should carefully review the more detailed explanation of risks relating to the notes in the "Risk Factors" sections beginning on page PS-7 of product supplement EQUITY INDICES SUN-1, page S-1 of the prospectus supplement, and page 1 of the prospectus identified above. We also urge you to consult your investment, legal, tax, accounting, and other advisors before you invest in the notes.

- If the notes are not automatically called, depending on the performance of the Index as measured shortly before the maturity date, you may lose up to 100% of the principal amount.
- Your return on the notes may be less than the yield you could earn by owning a conventional fixed or floating rate debt security of comparable maturity.
- If the notes are called, your investment return is limited to the return represented by the applicable Call Premium.
- Your investment return may be less than a comparable investment directly in the stocks included in the Index.
- Payments on the notes are subject to our credit risk, and actual or perceived changes in our creditworthiness are expected to affect the value of the notes. If we become insolvent or are unable to pay our obligations, you may lose your entire investment.
- Our initial estimated value of the notes is lower than the public offering price of the notes. The public offering price of the notes exceeds our initial estimated value because costs associated with selling and structuring the notes, as well as hedging the notes, all as further

described in “Structuring the Notes” on page TS-14, are included in the public offering price of the notes.

- Our initial estimated value does not represent future values of the notes and may differ from others’ estimates. Our initial estimated value is only an estimate, which was determined by reference to our internal pricing models when the terms of the notes were set. This estimated value was based on market conditions and other relevant factors existing at that time, our internal funding rate on the pricing date and our assumptions about market parameters, which can include volatility, dividend rates, interest rates and other factors. Different pricing models and assumptions could provide valuations for the notes that are greater or less than our initial estimated value. In addition, market conditions and other relevant factors in the future may change, and any assumptions may prove to be incorrect. On future dates, the market value of the notes could change significantly based on, among other things, changes in market conditions, including the value of the Market Measure, our creditworthiness, interest rate movements and other relevant factors, which may impact the price at which MLPF&S, BofAS or any other party would be willing to buy notes from you in any secondary market transactions. Our estimated value does not represent a minimum price at which MLPF&S, BofAS or any other party would be willing to buy your notes in any secondary market (if any exists) at any time.
- Our initial estimated value of the notes was not determined by reference to credit spreads for our conventional fixed-rate debt. The internal funding rate that was used in the determination of our initial estimated value of the notes generally represents a discount from the credit spreads for our conventional fixed-rate debt. The discount is based on, among other things, our view of the funding value of the notes as well as the higher issuance, operational and ongoing liability management costs of the notes in comparison to those costs for our conventional fixed-rate debt. If we were to have used the interest rate implied by our conventional fixed-rate debt, we would expect the economic terms of the notes to be more favorable to you. Consequently, our use of an internal funding rate for market-linked notes had an adverse effect on the economic terms of the notes and the initial estimated value of the notes on the pricing date, and could have an adverse effect on any secondary market prices of the notes.
- A trading market is not expected to develop for the notes. None of us, MLPF&S or BofAS is obligated to make a market for, or to repurchase, the notes. There is no assurance that any party will be willing to purchase your notes at any price in any secondary market.
- Our business, hedging and trading activities, and those of MLPF&S, BofAS and our respective affiliates (including trades in shares of companies included in the Index), and any hedging and trading activities we, MLPF&S, BofAS or our respective affiliates engage in for our clients’ accounts, may affect the market value and return of the notes and may create conflicts of interest with you.
- The Index sponsor may adjust the Index in a way that affects its level, and has no obligation to consider your interests.
- You will have no rights of a holder of the securities represented by the Index, and you will not be entitled to receive securities or dividends or other distributions by the issuers of those securities.
- While we, MLPF&S, BofAS or our respective affiliates may from time to time own securities of the companies included in the Index, except to the extent that the common stock of Bank of America Corporation (the parent company of MLPF&S and BofAS) is included in the Index, we, MLPF&S, BofAS and our respective affiliates do not control any company included in the Index, and have not verified any disclosure made by any other company.
- There may be potential conflicts of interest involving the calculation agent, which is BofAS. We have the right to appoint and remove the calculation agent.
- The U.S. federal income tax consequences of the notes are uncertain, and may be adverse to a holder of the notes. See “Summary of U.S. Federal Income Tax Consequences” below and “U.S. Federal Income Tax Summary” beginning on page

Autocallable Market-Linked Step Up Notes

TS-7

Autocallable Market-Linked Step Up Notes

Linked to the S&P 500[®] Index, due July 29, 2022

PS-31 of product supplement EQUITY INDICES SUN-1. For a discussion of the Canadian federal income tax consequences of investing in the notes, see “Material Income Tax Consequences—Canadian Taxation” in the prospectus dated March 28, 2017, as supplemented by the discussion under “Summary of Canadian Federal Income Tax Considerations” herein.

Autocallable Market-Linked Step Up Notes

TS-8

Autocallable Market-Linked Step Up Notes

Linked to the S&P 500[®] Index, due July 29, 2022

The Index

All disclosures contained in this term sheet regarding the Index, including, without limitation, its make-up, method of calculation, and changes in its components, have been derived from publicly available sources, which we have not independently verified. The information reflects the policies of, and is subject to change by, S&P Dow Jones Indices LLC (the "Index sponsor" or "S&P"). The Index sponsor, which licenses the copyright and all other rights to the Index, has no obligation to continue to publish, and may discontinue publication of, the Index. The consequences of the Index sponsor discontinuing publication of the Index are discussed in the section entitled "Description of the Notes—Discontinuance of an Index" beginning on page PS-21 of product supplement EQUITY INDICES SUN-1. None of us, the calculation agent, MLPF&S or BofAS accepts any responsibility for the calculation, maintenance or publication of the Index or any successor index.

General

The Index is intended to provide an indication of the pattern of common stock price movement. The calculation of the level of the Index is based on the relative value of the aggregate market value of the common stocks of 500 companies as of a particular time compared to the aggregate average market value of the common stocks of 500 similar companies during the base period of the years 1941 through 1943.

Relevant criteria employed by S&P include the viability of the particular company, the extent to which that company represents the industry group to which it is assigned, the extent to which the market price of that company's common stock generally is responsive to changes in the affairs of the respective industry and the market value and trading activity of the common stock of that company. Eleven main groups of companies constitute the Index, with the approximate percentage of the market capitalization of the Index included in each group as of June 28, 2019 indicated in parentheses: Information Technology (21.5%), Health Care (14.2%), Financials (13.1%), Consumer Discretionary (10.2%), Communication Services (10.2%), Industrials (9.4%), Consumer Staples (7.3%), Energy (5.0%), Utilities (3.3%), Real Estate (3.1%) and Materials (2.8%). S&P may from time to time, in its sole discretion, add companies to, or delete companies from, the Index to achieve the objectives stated above. As of the close of business on September 21, 2018, S&P and MSCI, Inc. updated the Global Industry Classification Sector ("GICS") structure. Among other things, the update broadened the Telecommunications Services sector and renamed it the Communication Services sector. The renamed sector includes the previously existing Telecommunication Services Industry group, as well as the Media Industry group, which was moved from the Consumer Discretionary sector and renamed the Media & Entertainment Industry group. The Media & Entertainment Industry group contains three industries: Media, Entertainment and Interactive Media & Services. The Media industry continues to consist of the Advertising, Broadcasting, Cable & Satellite and Publishing sub-industries. The Entertainment industry contains the Movies & Entertainment subindustry (which includes online entertainment streaming companies in addition to companies previously classified in such industry prior to September 21, 2018) and the Interactive Home Entertainment subindustry (which includes companies previously classified in the Home Entertainment Software subindustry prior to September 21, 2018 (when the Home Entertainment Software subindustry was a subindustry in the Information Technology sector), as well as producers of interactive gaming products, including mobile gaming applications). The Interactive Media & Services industry and subindustry includes companies engaged in content and information creation or distribution through proprietary platforms, where revenues are derived primarily through pay-per-click advertisements, and includes search engines, social media and networking platforms, online classifieds and online review companies. The GICS structure changes were effective for the Index as of the open of business on September 24, 2018 to coincide with the September 2018 quarterly rebalancing.

S&P calculates the Index by reference to the prices of the constituent stocks of the Index without taking account of the value of dividends paid on those stocks. As a result, the return on the notes will not reflect the return you would realize if you actually owned the Index constituent stocks and received the dividends paid on those stocks.

Computation of the Index

Historically, the market value of any component stock of the Index was calculated as the product of the market price per share and the number of then outstanding shares of such component stock. In March 2005, S&P began shifting the Index halfway from a market capitalization weighted formula to a float-adjusted formula, before moving the Index to full float adjustment on September 16, 2005. S&P's criteria for selecting stocks for the Index did not change with the shift to float adjustment. However, the adjustment affects each company's weight in the Index.

Under float adjustment, the share counts used in calculating the Index reflect only those shares that are available to investors, not all of a company's outstanding shares. Float adjustment excludes shares that are closely held by control groups, other publicly traded companies or government agencies.

In September 2012, all shareholdings representing more than 5% of a stock's outstanding shares, other than holdings by "block owners," were removed from the float for purposes of calculating the Index. Generally, these "control holders" will include officers and directors, private equity, venture capital and special equity firms, other publicly traded companies that hold shares for control, strategic partners, holders of restricted shares, employee stock ownership plans, employee and family trusts, foundations associated with the company, holders of unlisted share classes of stock, government entities at all levels (other than government retirement/pension funds) and any individual person who controls a 5% or greater stake in a company as reported in regulatory filings. However, holdings by block owners, such as depository banks, pension funds, mutual funds and ETF providers, 401(k) plans of the company, government retirement/pension funds, investment funds of insurance companies, asset managers and investment funds, independent foundations and savings and investment plans, will ordinarily be considered part of the float.

Autocallable Market-Linked Step Up Notes

Linked to the S&P 500® Index, due July 29, 2022

Treasury stock, stock options, restricted shares, equity participation units, warrants, preferred stock, convertible stock, and rights are not part of the float. Shares held in a trust to allow investors in countries outside the country of domicile, such as depositary shares and Canadian exchangeable shares are normally part of the float unless those shares form a control block.

For each stock, an investable weight factor ("IWF") is calculated by dividing the available float shares, by the total shares outstanding. As of September 21, 2012, available float shares are defined as the total shares outstanding less shares held by control holders. This calculation is subject to a 5% minimum threshold for control blocks. For example, if a company's officers and directors hold 3% of the company's shares, and no other control group holds 5% of the company's shares, S&P would assign that company an IWF of 1.00, as no control group meets the 5% threshold. However, if a company's officers and directors hold 3% of the company's shares and another control group holds 20% of the company's shares, S&P would assign an IWF of 0.77, reflecting the fact that 23% of the company's outstanding shares are considered to be held for control. As of July 31, 2017, companies with multiple share class lines are no longer eligible for inclusion in the Index. Constituents of the Index prior to July 31, 2017 with multiple share class lines will be grandfathered in and continue to be included in the Index. If a constituent company of the Index reorganizes into a multiple share class line structure, that company will remain in the Index at the discretion of the S&P Index Committee in order to minimize turnover.

The Index is calculated using a base-weighted aggregate methodology. The level of the Index reflects the total market value of all 500 component stocks relative to the base period of the years 1941 through 1943. An indexed number is used to represent the results of this calculation in order to make the level easier to work with and track over time. The actual total market value of the component stocks during the base period of the years 1941 through 1943 has been set to an indexed level of 10. This is often indicated by the notation 1941- 43 = 10. In practice, the daily calculation of the Index is computed by dividing the total market value of the component stocks by the "index divisor." By itself, the index divisor is an arbitrary number. However, in the context of the calculation of the Index, it serves as a link to the original base period level of the Index. The index divisor keeps the Index comparable over time and is the manipulation point for all adjustments to the Index, which is index maintenance.

Index Maintenance

Index maintenance includes monitoring and completing the adjustments for company additions and deletions, share changes, stock splits, stock dividends and stock price adjustments due to company restructuring or spinoffs. Some corporate actions, such as stock splits and stock dividends require changes in the common shares outstanding and the stock prices of the companies in the Index, and do not require index divisor adjustments.

To prevent the level of the Index from changing due to corporate actions, corporate actions which affect the total market value of the Index require an index divisor adjustment. By adjusting the index divisor for the change in market value, the level of the Index remains constant and does not reflect the corporate actions of individual companies in the Index. Index divisor adjustments are made after the close of trading and after the calculation of the Index closing level.

Changes in a company's shares outstanding and IWF due to its acquisition of another public company are made as soon as reasonably possible. At S&P's discretion, de minimis merger and acquisition share changes are accumulated and implemented with the quarterly share rebalancing.

All other changes of less than 5% are accumulated and made quarterly on the third Friday of March, June, September, and December.

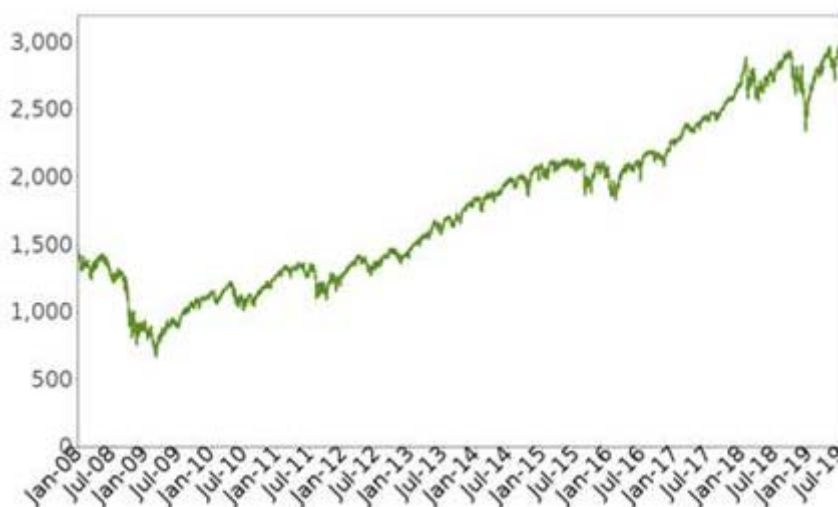
Changes in a company's total shares outstanding of 5% or more due to public offerings are made as soon as reasonably possible. Other changes of 5% or more (for example, due to tender offers, Dutch auctions, voluntary exchange offers, company stock repurchases, private placements, acquisitions of private companies or non-index companies that do not trade on a major exchange, redemptions, exercise of options, warrants, conversion of preferred stock, notes, debt, equity participations, at-the-market stock offerings or other recapitalizations) are made weekly, and are generally announced on Fridays for implementation after the close of trading the following Friday (one week later). If a 5% or more share change causes a company's IWF to change by five percentage points or more, the IWF is updated at the same time as the share change. IWF changes resulting from partial tender offers are considered on a case-by-case basis.

Autocallable Market-Linked Step Up Notes

Linked to the S&P 500® Index, due July 29, 2022

The following graph shows the daily historical performance of the Index in the period from January 1, 2008 through July 25, 2019. We obtained this historical data from Bloomberg L.P. We have not independently verified the accuracy or completeness of the information obtained from Bloomberg L.P. On the pricing date, the closing level of the Index was 3,003.67.

Historical Performance of the Index



This historical data on the Index is not necessarily indicative of the future performance of the Index or what the value of the notes may be. Any historical upward or downward trend in the level of the Index during any period set forth above is not an indication that the level of the Index is more or less likely to increase or decrease at any time over the term of the notes.

Before investing in the notes, you should consult publicly available sources for the levels of the Index.

License Agreement

We and S&P have entered into a non-transferable, non-exclusive license agreement providing for the sublicense to us, in exchange for a fee, of the right to use the Index in connection with the issuance of the notes.

The license agreement between us and S&P provides that the following language must be stated in this document:

The Index is a product of S&P, and has been licensed for use by us. Standard & Poor's®, S&P® and S&P 500® are registered trademarks of Standard & Poor's Financial Services LLC; and these trademarks have been licensed for use by S&P and sublicensed for certain purposes by us. The notes are not sponsored, endorsed, sold or promoted by S&P, Standard & Poor's Financial Services LLC or any of their respective affiliates (collectively, "S&P Dow Jones Indices"). S&P Dow Jones Indices make no representation or warranty, express or implied, to the holders of the notes or any member of the public regarding the advisability of investing in securities generally or in the notes particularly or the ability of the Index to track general market performance. S&P Dow Jones Indices' only relationship to us with respect to the Index is the licensing of the Index and certain trademarks, service marks and/or trade names of S&P Dow Jones Indices or its licensors. The Index is determined, composed and calculated by S&P Dow Jones Indices without regard to us or the notes. S&P Dow Jones Indices have no obligation to take our needs or the needs of holders of the notes into consideration in determining, composing or calculating the Index. S&P Dow Jones Indices are not responsible for and have not participated in the determination of the prices, and amount of the notes or the timing of the issuance or sale of the notes or in the determination or calculation of the equation by which the notes are to be converted into cash, surrendered or redeemed, as the case may be. S&P Dow Jones Indices have no obligation or liability in connection with the administration, marketing or trading of the notes. There is no assurance that investment products based on the Index will accurately track index performance or provide positive investment returns. S&P is not an investment advisor. Inclusion of a security within an index is not a recommendation by S&P Dow Jones Indices to buy, sell, or hold such security, nor is it considered to be investment advice. Notwithstanding the foregoing, CME Group Inc. and its affiliates may independently issue and/or sponsor financial products unrelated to the notes currently being issued by us, but which may be similar to and competitive with the notes. In addition, CME Group Inc. and its affiliates may trade financial products which are linked to the performance of the Index.

S&P DOW JONES INDICES DO NOT GUARANTEE THE ADEQUACY, ACCURACY, TIMELINESS AND/OR THE COMPLETENESS OF THE INDEX OR ANY DATA RELATED THERETO OR ANY COMMUNICATION, INCLUDING BUT NOT LIMITED TO, ORAL OR WRITTEN COMMUNICATION (INCLUDING ELECTRONIC COMMUNICATIONS) WITH RESPECT THERETO. S&P DOW JONES INDICES SHALL NOT BE SUBJECT TO ANY DAMAGES OR LIABILITY FOR ANY ERRORS, OMISSIONS, OR DELAYS THEREIN. S&P DOW JONES INDICES MAKE NO EXPRESS OR IMPLIED WARRANTIES, AND EXPRESSLY DISCLAIMS ALL WARRANTIES, OF MERCHANTABILITY OR FITNESS FOR A PARTICULAR PURPOSE OR USE OR AS TO RESULTS TO BE OBTAINED BY US,

[Linked to the S&P 500® Index, due July 29, 2022](#)

HOLDERS OF THE NOTES, OR ANY OTHER PERSON OR ENTITY FROM THE USE OF THE INDEX OR WITH RESPECT TO ANY DATA RELATED THERETO. WITHOUT LIMITING ANY OF THE FOREGOING, IN NO EVENT WHATSOEVER SHALL S&P DOW JONES INDICES BE LIABLE FOR ANY INDIRECT, SPECIAL, INCIDENTAL, PUNITIVE, OR CONSEQUENTIAL DAMAGES INCLUDING BUT NOT LIMITED TO, LOSS OF PROFITS, TRADING LOSSES, LOST TIME OR GOODWILL, EVEN IF THEY HAVE BEEN ADVISED OF THE POSSIBILITY OF SUCH DAMAGES, WHETHER IN CONTRACT, TORT, STRICT LIABILITY, OR OTHERWISE. THERE ARE NO THIRD PARTY BENEFICIARIES OF ANY AGREEMENTS OR ARRANGEMENTS BETWEEN S&P DOW JONES INDICES AND US, OTHER THAN THE LICENSORS OF S&P DOW JONES INDICES.

[Autocallable Market-Linked Step Up Notes](#)

TS-12

Autocallable Market-Linked Step Up Notes

[Linked to the S&P 500® Index, due July 29, 2022](#)

Supplement to the Plan of Distribution

Under our distribution agreement with BofAS, BofAS will purchase the notes from us as principal at the public offering price indicated on the cover of this term sheet, less the indicated underwriting discount. MLPF&S will in turn purchase the notes from BofAS for resale, and it will receive a selling concession in connection with the sale of the notes in an amount up to the full amount of underwriting discount set forth on the cover of this term sheet.

We will deliver the notes against payment therefor in New York, New York on a date that is greater than two business days following the pricing date. Under Rule 15c6-1 of the Securities Exchange Act of 1934, trades in the secondary market generally are required to settle in two business days, unless the parties to any such trade expressly agree otherwise. Accordingly, purchasers who wish to trade the notes more than two business days prior to the original issue date will be required to specify alternative settlement arrangements to prevent a failed settlement.

The notes will not be listed on any securities exchange. In the original offering of the notes, the notes will be sold in minimum investment amounts of 100 units. If you place an order to purchase the notes, you are consenting to MLPF&S and/or one of its affiliates acting as a principal in effecting the transaction for your account.

MLPF&S and BofAS may repurchase and resell the notes, with repurchases and resales being made at prices related to then-prevailing market prices or at negotiated prices, and these prices will include MLPF&S's and BofAS's trading commissions and mark-ups or mark-downs. MLPF&S and BofAS may act as principal or agent in these market-making transactions; however, neither is obligated to engage in any such transactions. At their discretion, for a short, undetermined initial period after the issuance of the notes, MLPF&S and BofAS may offer to buy the notes in the secondary market at a price that may exceed the initial estimated value of the notes. Any price offered by MLPF&S or BofAS for the notes will be based on then-prevailing market conditions and other considerations, including the performance of the Index and the remaining term of the notes. However, none of us, MLPF&S, BofAS or any of our respective affiliates is obligated to purchase your notes at any price or at any time, and we cannot assure you that we, MLPF&S, BofAS or any of our respective affiliates will purchase your notes at a price that equals or exceeds the initial estimated value of the notes.

The value of the notes shown on your account statement will be based on BofAS's estimate of the value of the notes if BofAS or another of its affiliates were to make a market in the notes, which it is not obligated to do. That estimate will be based upon the price that BofAS may pay for the notes in light of then-prevailing market conditions, and other considerations, as mentioned above, and will include transaction costs. At certain times, this price may be higher than or lower than the initial estimated value of the notes.

The distribution of the Note Prospectus in connection with these offers or sales will be solely for the purpose of providing investors with the description of the terms of the notes that was made available to investors in connection with their initial offering. Secondary market investors should not, and will not be authorized to, rely on the Note Prospectus for information regarding CIBC or for any purpose other than that described in the immediately preceding sentence.

[Autocallable Market-Linked Step Up Notes](#)

TS-13

Autocallable Market-Linked Step Up Notes

[Linked to the S&P 500® Index, due July 29, 2022](#)

Structuring the Notes

The notes are our debt securities, the return on which is linked to the performance of the Index. As is the case for all of our debt securities,

including our market-linked notes, the economic terms of the notes reflect our actual or perceived creditworthiness at the time of pricing. The internal funding rate we use in pricing the market-linked notes is typically lower than the rate we would pay when we issue conventional fixed-rate debt securities of comparable maturity. This difference is based on, among other things, our view of the funding value of the notes as well as the higher issuance, operational and ongoing liability management costs of the notes in comparison to those costs for our conventional fixed-rate debt. This generally relatively lower internal funding rate, which is reflected in the economic terms of the notes, along with the fees and charges associated with market-linked notes, resulted in the initial estimated value of the notes on the pricing date being less than their public offering price.

Payments on the notes, including the amount you receive at maturity or upon an automatic call, will be calculated based on the performance of the Index and the \$10 per unit principal amount. In order to meet these payment obligations, at the time we issue the notes, we may choose to enter into certain hedging arrangements (which may include call options, put options or other derivatives) with BofAS or one of its affiliates. The terms of these hedging arrangements are determined by seeking bids from market participants, including BofAS and its affiliates, and take into account a number of factors, including our creditworthiness, interest rate movements, the volatility of the Index, the tenor of the notes and the tenor of the hedging arrangements. The economic terms of the notes and their initial estimated value depend in part on the terms of these hedging arrangements.

BofAS has advised us that the hedging arrangements will include a hedging-related charge of approximately \$0.075 per unit, reflecting an estimated profit to be credited to BofAS from these transactions. Since hedging entails risk and may be influenced by unpredictable market forces, additional profits and losses from these hedging arrangements may be realized by BofAS or any third party hedge providers.

For further information, see “Risk Factors—General Risks Relating to the Notes” beginning on page PS-7 and “Use of Proceeds and Hedging” on page PS-16 of product supplement EQUITY INDICES SUN-1.

Autocallable Market-Linked Step Up Notes

Linked to the S&P 500® Index, due July 29, 2022

Summary of Canadian Federal Income Tax Considerations

In the opinion of Blake, Cassels & Graydon LLP, our Canadian tax counsel, the following summary describes the principal Canadian federal income tax considerations under the *Income Tax Act* (Canada) (the “Canadian Tax Act”) generally applicable at the date hereof to a purchaser who acquires beneficial ownership of a note pursuant to this term sheet and who for the purposes of the Canadian Tax Act and the regulations thereto and at all relevant times: (a) is neither resident nor deemed to be resident in Canada; (b) deals at arm’s length with CIBC and any transferee resident (or deemed to be resident) in Canada to whom the purchaser disposes of the note; (c) does not use or hold and is not deemed to use or hold the note in, or in the course of, carrying on a business in Canada; (d) is entitled to receive all payments (including any interest and principal) made on the note; and (e) is not a, and deals at arm’s length with any, “specified shareholder” of CIBC for purposes of the thin capitalization rules in the Canadian Tax Act (a “Non-Resident Holder”). A “specified shareholder” for these purposes generally includes a person who (either alone or together with persons with whom that person is not dealing at arm’s length for the purposes of the Canadian Tax Act) owns or has the right to acquire or control or is otherwise deemed to own 25% or more of CIBC’s shares determined on a votes or fair market value basis. Special rules which apply to non-resident insurers carrying on business in Canada and elsewhere are not discussed in this summary.

This summary is supplemental to and should be read together with the description of material Canadian federal income tax considerations relevant to a Non-Resident Holder owning notes under “Material Income Tax Consequences—Canadian Taxation” in the accompanying prospectus and a Non-Resident Holder should carefully read that description as well.

Based on Canadian tax counsel’s understanding of the Canada Revenue Agency’s administrative policies and having regard to the terms of the notes, interest payable on the notes should not be considered to be “participating debt interest” as defined in the Canadian Tax Act and accordingly, a Non-Resident Holder should not be subject to Canadian non-resident withholding tax in respect of amounts paid or credited or deemed to have been paid or credited by CIBC on a note as, on account of or in lieu of payment of, or in satisfaction of, interest.

Non-Resident Holders should consult their own tax advisors regarding the consequences to them of a disposition of the notes to a person with whom they are not dealing at arm’s length for purposes of the Canadian Tax Act.

Summary of U.S. Federal Income Tax Consequences

The following discussion is a brief summary of the material U.S. federal income consequences relating to an investment in the notes. The following summary is not complete and is both qualified and supplemented by, or in some cases supplements, the discussion entitled “U.S. Federal Income Tax Summary” beginning on page PS-31 of product supplement EQUITY INDICES SUN-1, which you should carefully review

prior to investing in the notes.

The U.S. federal income tax consequences of your investment in the notes are uncertain. No statutory, judicial or administrative authority directly discusses how the notes should be treated for U.S. federal income tax purposes. In the opinion of our tax counsel, Mayer Brown LLP, it would generally be reasonable to treat the notes as prepaid cash-settled derivative contracts. Pursuant to the terms of the notes, you agree to treat the notes in this manner for all U.S. federal income tax purposes. If your notes are so treated, you should generally recognize capital gain or loss upon the sale, exchange, redemption or payment on maturity in an amount equal to the difference between the amount you receive at such time and the amount that you paid for your notes. Such gain or loss should generally be long-term capital gain or loss if you have held your notes for more than one year.

The characterization described above is not binding on the U.S. Internal Revenue Service (the "IRS") or the courts. Thus, it is possible that the IRS would seek to characterize your notes in a manner that results in tax consequences to you that are different from those described above or in the accompanying product supplement. For a more detailed discussion of certain alternative characterizations with respect to your notes and certain other considerations with respect to your investment in the notes, you should consider the discussion set forth in "U.S. Federal Income Tax Summary" of the product supplement. We are not responsible for any adverse consequences that you may experience as a result of any alternative characterization of the notes for U.S. federal income tax or other tax purposes.

You should consult your tax advisor as to the tax consequences of such characterization and any possible alternative characterizations of the notes for U.S. federal income tax purposes. You should also consult your tax advisor concerning the U.S. federal income tax and other tax consequences of your investment in the notes in your particular circumstances, including the application of state, local or other tax laws and the possible effects of changes in federal or other tax laws.

Autocallable Market-Linked Step Up Notes

TS-15

Autocallable Market-Linked Step Up Notes

Linked to the S&P 500[®] Index, due July 29, 2022

Validity of the Notes

In the opinion of Blake, Cassels & Graydon LLP, as Canadian counsel to CIBC, the issue and sale of the notes has been duly authorized by all necessary corporate action of CIBC in conformity with the indenture, and when the notes have been duly executed, authenticated and issued in accordance with the indenture, the notes will be validly issued and, to the extent validity of the notes is a matter governed by the laws of the Province of Ontario or the federal laws of Canada applicable therein, will be valid obligations of CIBC, subject to applicable bankruptcy, insolvency and other laws of general application affecting creditors' rights, equitable principles, and subject to limitations as to the currency in which judgments in Canada may be rendered, as prescribed by the *Currency Act* (Canada). This opinion is given as of the date hereof and is limited to the laws of the Province of Ontario and the federal laws of Canada applicable therein. In addition, this opinion is subject to customary assumptions about the trustee's authorization, execution and delivery of the indenture and the genuineness of signature, and to such counsel's reliance on CIBC and other sources as to certain factual matters, all as stated in the opinion letter of such counsel dated February 27, 2017, which has been filed as Exhibit 5.2 to CIBC's Registration Statement on Form F-3 filed with the SEC on February 27, 2017.

In the opinion of Mayer Brown LLP, when the notes have been duly completed in accordance with the indenture and issued and sold as contemplated by the prospectus supplement and the prospectus, the notes will constitute valid and binding obligations of CIBC, entitled to the benefits of the indenture, subject to bankruptcy, insolvency, fraudulent transfer, reorganization, moratorium and similar laws of general applicability relating to or affecting creditors' rights and to general equity principles. This opinion is given as of the date hereof and is limited to the laws of the State of New York. This opinion is subject to customary assumptions about the trustee's authorization, execution and delivery of the indenture and such counsel's reliance on CIBC and other sources as to certain factual matters, all as stated in the legal opinion dated February 27, 2017, which has been filed as Exhibit 5.1 to CIBC's Registration Statement on Form F-3 filed with the SEC on February 27, 2017.

Where You Can Find More Information

We have filed a registration statement (including a product supplement, a prospectus supplement, and a prospectus) with the SEC for the offering to which this term sheet relates. Before you invest, you should read the Note Prospectus, including this term sheet, and the other documents that we have filed with the SEC, for more complete information about us and this offering. You may get these documents without cost by visiting EDGAR on the SEC website at www.sec.gov. Alternatively, we, any agent, or any dealer participating in this offering will arrange to send you these documents if you so request by calling MLPF&S or BofAS toll-free at 1-800-294-1322.

Autocallable Market-Linked Step Up Notes

TS-16