

**CALCULATION OF REGISTRATION FEE**

| <b>Title of Each Class of Securities Offered</b> | <b>Maximum Aggregate Offering Price</b> | <b>Amount of Registration Fee<sup>(1)</sup></b> |
|--|---|---|
| Global Medium-Term Notes, Series A               | \$285,000                               | \$35.48   |

(1) Calculated in accordance with Rule 457(r) of the Securities Act of 1933.

Pricing Supplement dated January 26, 2018  
(To the Prospectus dated July 18, 2016, the Prospectus Supplement dated July 18, 2016 and the Index Supplement dated July 18, 2016)

Filed Pursuant to Rule 424(b)(2)  
Registration No. 333-212571



**\$285,000**  
**Callable Contingent Coupon Notes due January 31, 2028**  
**Linked to the Least Performing Index of the S&P 500® Index, the Russell 2000® Index and the EURO STOXX 50® Index**  
**Global Medium-Term Notes, Series A**

*Terms used in this pricing supplement, but not defined herein, shall have the meanings ascribed to them in the prospectus supplement.*

|                         |   |
|-------------------------|---|
| Issuer:                 | Barclays Bank PLC   |
| Denominations:          | Minimum denomination of \$1,000, and integral multiples of \$1,000 in excess thereof  |
| Initial Valuation Date: | January 26, 2018  |
| Issue Date:             | January 31, 2018  |
| Final Valuation Date:*  | January 26, 2028  |
| Maturity Date:*         | January 31, 2028  |
| Reference Assets:       | The S&P 500® Index (the “S&P 500 Index”), the Russell 2000® Index (the “Russell 2000 Index”) and the EURO STOXX 50® Index (the “EURO STOXX 50 Index”), as noted in the following table: |

| Reference Asset     | Bloomberg Ticker | Initial Level | Barrier Level | Coupon Barrier Level |
|---------------------|------------------|---------------|---------------|----------------------|
| S&P 500 Index       | SPX <Index>      | 2,872.87      | 1,723.72      | 2,154.65             |
| Russell 2000 Index  | RTY <Index>      | 1,608.06      | 964.84        | 1,206.05             |
| EURO STOXX 50 Index | SX5E <Index>     | 3,647.41      | 2,188.45      | 2,735.56             |

The S&P 500 Index, the Russell 2000 Index and the EURO STOXX 50 Index are each referred to as an “Index” and collectively as the “Indices”

**Early Redemption at the Option of the Issuer:** We may redeem your Notes (in whole but not in part) at our sole discretion without your consent at the Redemption Price set forth below on any Contingent Coupon Payment Date prior to the Maturity Date, provided that we give at least five business days’ prior written notice to the trustee. If we exercise our redemption option, the Contingent Coupon Payment Date on which we exercise such option will be referred to as the “Early Redemption Date”.

**Payment at Maturity:** If you hold your Notes to maturity, and if your Notes are not early redeemed by us prior to maturity, you will receive on the Maturity Date (in each case, in addition to any Contingent Coupon that may be payable on such date) a cash payment per \$1,000 principal amount Note that you hold determined as follows:

- If the Final Level of the Least Performing Index is equal to or greater than its Barrier Level, you will receive a payment of \$1,000 per \$1,000 principal amount Note
- If the Final Level of the Least Performing Index is less than its Barrier Level, you will receive an amount per \$1,000 principal amount Note calculated as follows:

$$\$1,000 + [\$1,000 \times \text{Index Return of Least Performing Index}]$$

***If your Notes are not redeemed by us prior to maturity, and if the Final Level of the Least Performing Index is less than its Barrier Level, your Notes will be fully exposed to the negative performance of the Least Performing Index. You may lose up to 100% of the principal amount of your Notes.***

***Any payment on the Notes, including any Contingent Coupons and any payment upon early redemption or at maturity, is not guaranteed by any third party and is subject to both the creditworthiness of the Issuer and to the exercise of any U.K. Bail-in Power by the relevant U.K. resolution authority. If Barclays Bank PLC were to default on its payment obligations or become subject to the exercise of any U.K. Bail-in Power (or any other resolution measure) by the relevant U.K. resolution authority, you might not receive any amounts owed to you under the Notes. See “[Consent to U.K. Bail-in Power](#)” and “[Selected Risk Considerations](#)” in this pricing supplement and “Risk Factors” in the accompanying prospectus supplement for more information.***

**Consent to U.K. Bail-in Power:** Notwithstanding any other agreements, arrangements or understandings between Barclays Bank PLC and any holder of the Notes, by acquiring the Notes, each holder of the Notes acknowledges, accepts, agrees to be bound by, and consents to the exercise of, any U.K. Bail-in Power by the relevant U.K. resolution authority. See “[Consent to U.K. Bail-in Power](#)” on page PS-1 of this pricing supplement.

| Per Note | Initial Issue Price <sup>(1)(2)</sup> | Price to Public   | Agent's Commission <sup>(3)</sup> | Proceeds to Barclays Bank PLC |
|----------|---------------------------------------|-------------------|-----------------------------------|-------------------------------|
| Total    | \$1,000<br>\$285,000                  | 100%<br>\$285,000 | 4.25%<br>\$12,112.50              | 95.75%<br>\$272,887.50        |

- (1) Because dealers who purchase the Notes for sale to certain fee-based advisory accounts may forego some or all selling concessions, fees or commissions, the public offering price for investors purchasing the Notes in such fee-based advisory accounts may be between \$970.00 and \$1,000 per Note. Investors that hold their Notes in fee-based advisory or trust accounts may be charged fees by the investment advisor or manager of such account based on the amount of assets held in those accounts, including the Notes.
- (2) Our estimated value of the Notes on the Initial Valuation Date, based on our internal pricing models, is \$903.20 per Note. The estimated value is less than the initial issue price of the Notes. See "[Additional Information Regarding Our Estimated Value of the Notes](#)" on page PS-2 of this pricing supplement.
- (3) Barclays Capital Inc. will receive commissions from the Issuer equal to 4.25% of the principal amount of the Notes, or \$42.50 per \$1,000 principal amount. Barclays Capital Inc. will use these commissions to pay selling concessions or fees (including custodial or clearing fees) to other dealers.

**Investing in the Notes involves a number of risks. See "Risk Factors" beginning on page S-7 of the prospectus supplement and "[Selected Risk Considerations](#)" beginning on page PS-7 of this pricing supplement.**

**We may use this pricing supplement in the initial sale of Notes. In addition, Barclays Capital Inc. or another of our affiliates may use this pricing supplement in market resale transactions in any Notes after their initial sale. Unless we or our agent informs you otherwise in the confirmation of sale, this pricing supplement is being used in a market resale transaction.**

**The Notes will not be listed on any U.S. securities exchange or quotation system. Neither the Securities and Exchange Commission nor any state securities commission has approved or disapproved of these securities or determined that this pricing supplement is truthful or complete. Any representation to the contrary is a criminal offense.**

*The Notes constitute our direct, unconditional, unsecured and unsubordinated obligations and are not deposit liabilities of either Barclays PLC or Barclays Bank PLC and are not covered by the U.K. Financial Services Compensation Scheme or insured or guaranteed by the U.S. Federal Deposit Insurance Corporation or any other governmental agency of the United States, the United Kingdom or any other jurisdiction.*

#### Terms of the Notes, Continued

|                                  |  |
|----------------------------------|--|
| Contingent Coupon:               | \$25.00 per \$1,000 principal amount Note, which is 2.50% of the principal amount per Note (10.00% per annum)<br>If the Closing Level of <b>each</b> Index on any Observation Date is equal to or greater than its respective Coupon Barrier Level, you will receive a Contingent Coupon on the related Contingent Coupon Payment Date. If the Closing Level of any Index on any Observation Date is less than its Coupon Barrier Level, you will not receive a Contingent Coupon on the related Contingent Coupon Payment Date. |
| Observation Dates:*              | The 26 <sup>th</sup> of each January, April, July and October during the term of the Notes, beginning in April 2018 and ending on and including the Final Valuation Date   |
| Contingent Coupon Payment Dates: | With respect to any Observation Date, the fifth business day after such Observation Date, <i>provided</i> that the Contingent Coupon Payment Date with respect to the Final Valuation Date will be the Maturity Date   |
| Redemption Price:                | \$1,000 per \$1,000 principal amount Note that you hold, together with any Contingent Coupon that may be payable on the applicable Early Redemption Date   |
| Initial Level:                   | With respect to an Index, the Closing Level on the Initial Valuation Date, as set forth in the table above   |
| Final Level:                     | With respect to an Index, the Closing Level on the Final Valuation Date  |
| Coupon Barrier Level:            | With respect to an Index, 75.00% of its Initial Level (rounded to two decimal places), as set forth in the table above   |
| Barrier Level:                   | With respect to an Index, 60.00% of its Initial Level (rounded to two decimal places), as set forth in the table above   |
| Least Performing Index:          | The Index with the lowest Index Return, as calculated in the manner set forth below  |
| Index Return:                    | With respect to an Index, an amount calculated as follows:<br>$\frac{\text{Final Level} - \text{Initial Level}}{\text{Initial Level}}$   |
| Closing Level:                   | The term "Closing Level" has the meaning set forth under "Reference Assets—Indices—Special Calculation Provisions" in the prospectus supplement, rounded to two decimal places (if applicable)   |
| Calculation Agent:               | Barclays Bank PLC  |
| CUSIP/ISIN:                      | 06744CQ79 / US06744CQ793   |

\* Subject to postponement, as described under "Additional Terms of the Notes" in this pricing supplement



## ADDITIONAL DOCUMENTS RELATED TO THE OFFERING OF THE NOTES

You should read this pricing supplement together with the prospectus dated July 18, 2016, as supplemented by the prospectus supplement dated July 18, 2016 and the index supplement dated July 18, 2016 relating to our Global Medium-Term Notes, Series A, of which these Notes are a part. This pricing supplement, together with the documents listed below, contains the terms of the Notes and supersedes all prior or contemporaneous oral statements as well as any other written materials including preliminary or indicative pricing terms, correspondence, trade ideas, structures for implementation, sample structures, brochures or other educational materials of ours. You should carefully consider, among other things, the matters set forth under “Risk Factors” in the prospectus supplement and “Selected Risk Considerations” in this pricing supplement, as the Notes involve risks not associated with conventional debt securities. We urge you to consult your investment, legal, tax, accounting and other advisors before you invest in the Notes.

You may access these documents on the SEC website at [www.sec.gov](http://www.sec.gov) as follows (or if such address has changed, by reviewing our filings for the relevant date on the SEC website):

- Prospectus dated July 18, 2016:  
<https://www.sec.gov/Archives/edgar/data/312070/000119312516650074/d219304df3asr.htm>
- Prospectus Supplement dated July 18, 2016:  
[https://www.sec.gov/Archives/edgar/data/312070/000110465916132999/a16-14463\\_21424b3.htm](https://www.sec.gov/Archives/edgar/data/312070/000110465916132999/a16-14463_21424b3.htm)
- Index Supplement dated July 18, 2016:  
[https://www.sec.gov/Archives/edgar/data/312070/000110465916133002/a16-14463\\_22424b3.htm](https://www.sec.gov/Archives/edgar/data/312070/000110465916133002/a16-14463_22424b3.htm)

Our SEC file number is 1-10257. As used in this pricing supplement, the “Company,” “we,” “us,” or “our” refers to Barclays Bank PLC.

## CONSENT TO U.K. BAIL-IN POWER

Notwithstanding any other agreements, arrangements or understandings between us and any holder of the Notes, by acquiring the Notes, each holder of the Notes acknowledges, accepts, agrees to be bound by, and consents to the exercise of, any U.K. Bail-in Power by the relevant U.K. resolution authority.

Under the U.K. Banking Act 2009, as amended, the relevant U.K. resolution authority may exercise a U.K. Bail-in Power in circumstances in which the relevant U.K. resolution authority is satisfied that the resolution conditions are met. These conditions include that a U.K. bank or investment firm is failing or is likely to fail to satisfy the Financial Services and Markets Act 2000 (the “FSMA”) threshold conditions for authorization to carry on certain regulated activities (within the meaning of section 55B FSMA) or, in the case of a U.K. banking group company that is a European Economic Area (“EEA”) or third country institution or investment firm, that the relevant EEA or third country relevant authority is satisfied that the resolution conditions are met in the respect of that entity.

The U.K. Bail-in Power includes any write-down, conversion, transfer, modification and/or suspension power, which allows for (i) the reduction or cancellation of all, or a portion, of the principal amount of, interest on, or any other amounts payable on, the Notes; (ii) the conversion of all, or a portion, of the principal amount of, interest on, or any other amounts payable on, the Notes into shares or other securities or other obligations of Barclays Bank PLC or another person (and the issue to, or conferral on, the holder of the Notes such shares, securities or obligations); and/or (iii) the amendment or alteration of the maturity of the Notes, or amendment of the amount of interest or any other amounts due on the Notes, or the dates on which interest or any other amounts become payable, including by suspending payment for a temporary period; which U.K. Bail-in Power may be exercised by means of a variation of the terms of the Notes solely to give effect to the exercise by the relevant U.K. resolution authority of such U.K. Bail-in Power. Each holder of the Notes further acknowledges and agrees that the rights of the holders of the Notes are subject to, and will be varied, if necessary, solely to give effect to, the exercise of any U.K. Bail-in Power by the relevant U.K. resolution authority. For the avoidance of doubt, this consent and acknowledgment is not a waiver of any rights holders of the securities may have at law if and to the extent that any U.K. Bail-in Power is exercised by the relevant U.K. resolution authority in breach of laws applicable in England.

**For more information, please see “Selected Risk Considerations—You May Lose Some or All of Your Investment If Any U.K. Bail-in Power Is Exercised by the Relevant U.K. Resolution Authority” in this pricing supplement as well as “U.K. Bail-in Power,” “Risk Factors—Risks Relating to the Securities Generally—Regulatory action in the event a bank or investment firm in the Group is failing or likely to fail could materially adversely affect the value of the securities” and “Risk Factors—Risks Relating to the Securities Generally—Under the terms of the securities, you have agreed to be bound by the exercise of any U.K. Bail-in Power by the relevant U.K. resolution authority” in the accompanying prospectus supplement.**

PS-1

## ADDITIONAL INFORMATION REGARDING OUR ESTIMATED VALUE OF THE NOTES

Our internal pricing models take into account a number of variables and are based on a number of subjective assumptions, which may or may not materialize, typically including volatility, interest rates, and our internal funding rates. Our internal funding rates (which are our internally

published borrowing rates based on variables such as market benchmarks, our appetite for borrowing, and our existing obligations coming to maturity) may vary from the levels at which our benchmark debt securities trade in the secondary market. Our estimated value on the Initial Valuation Date is based on our internal funding rates. Our estimated value of the Notes might be lower if such valuation were based on the levels at which our benchmark debt securities trade in the secondary market.

Our estimated value of the Notes on the Initial Valuation Date is less than the initial issue price of the Notes. The difference between the initial issue price of the Notes and our estimated value of the Notes results from several factors, including any sales commissions to be paid to Barclays Capital Inc. or another affiliate of ours, any selling concessions, discounts, commissions or fees to be allowed or paid to non-affiliated intermediaries, the estimated profit that we or any of our affiliates expect to earn in connection with structuring the Notes, the estimated cost which we may incur in hedging our obligations under the Notes, and estimated development and other costs which we may incur in connection with the Notes.

Our estimated value on the Initial Valuation Date is not a prediction of the price at which the Notes may trade in the secondary market, nor will it be the price at which Barclays Capital Inc. may buy or sell the Notes in the secondary market. Subject to normal market and funding conditions, Barclays Capital Inc. or another affiliate of ours intends to offer to purchase the Notes in the secondary market but it is not obligated to do so.

Assuming that all relevant factors remain constant after the Initial Valuation Date, the price at which Barclays Capital Inc. may initially buy or sell the Notes in the secondary market, if any, and the value that we may initially use for customer account statements, if we provide any customer account statements at all, may exceed our estimated value on the Initial Valuation Date for a temporary period expected to be approximately six months after the Issue Date because, in our discretion, we may elect to effectively reimburse to investors a portion of the estimated cost of hedging our obligations under the Notes and other costs in connection with the Notes which we will no longer expect to incur over the term of the Notes. We made such discretionary election and determined this temporary reimbursement period on the basis of a number of factors, which may include the tenor of the Notes and/or any agreement we may have with the distributors of the Notes. The amount of our estimated costs which we effectively reimburse to investors in this way may not be allocated ratably throughout the reimbursement period, and we may discontinue such reimbursement at any time or revise the duration of the reimbursement period after the initial issue date of the Notes based on changes in market conditions and other factors that cannot be predicted.

**We urge you to read the “[Selected Risk Considerations](#)” beginning on page PS-7 of this pricing supplement.**

PS-2

---

## SELECTED PURCHASE CONSIDERATIONS

The Notes are not suitable for all investors. The Notes may be a suitable investment for you if all of the following statements are true:

- You do not seek an investment that produces fixed periodic interest or coupon payments or other non-contingent sources of current income
- You understand and accept that any positive return on your investment will be limited to the Contingent Coupons that you may receive on your Notes
- You are willing to accept the risk that you may lose some or all of the principal amount of your Notes
- You do not anticipate that the level of any Index will fall below its Coupon Barrier Level on any Observation Date or its Barrier Level on the Final Valuation Date
- You understand and accept the risks that (a) you will not receive a Contingent Coupon if the Closing Level of only one Index is less than its Coupon Barrier Level on an Observation Date and (b) you will lose some or all of your principal if the Closing Level of only one Index is less than its Barrier Level on the Final Valuation Date
- You understand and accept the risk that, if your Notes are not redeemed by us prior to maturity, the payment at maturity will be based solely on the Index Return of the Least Performing Index
- You are willing to accept the risks associated with an investment linked to the performance of the Indices
- You are willing to accept the risk that we may, in our sole discretion, redeem the Notes prior to scheduled maturity and that you may not be able to reinvest your money in an alternative investment with comparable risk and yield
- You do not seek an investment for which there will be an active secondary market and you are willing and able to hold the notes to maturity if we do not exercise our early redemption option
- You are willing to assume our credit risk for all payments on the Notes
- You are willing to consent to the exercise of any U.K. Bail-in Power by any relevant U.K. resolution authority

The Notes may not be a suitable investment for you if *any* of the following statements are true:

- You seek an investment that produces fixed periodic interest or coupon payments or other non-contingent sources of current income
- You seek an investment that provides for the full repayment of principal at maturity and you are unwilling to accept the risk that you may lose some or all of the principal amount of your Notes
- You seek an investment the return on which is not limited to the Contingent Coupons that may be payable on the Notes
- You anticipate that the level of at least one Index will decline during the term of the Notes such that the level of at least one Index is less

than its Coupon Barrier Level on one or more Observation Dates and/or the Final Level of at least one Index is less than its Barrier Level

- You are unwilling or unable to accept the risks associated with an investment linked to the performance of the Indices
- You are unwilling or unable to accept the risk that negative performance of only one Index may cause you to not receive Contingent Coupons and/or suffer a loss of principal at maturity, regardless of the performance of the other Indices
- You are unwilling or unable to accept the risk that we may redeem the Notes prior to scheduled maturity
- You seek an investment for which there will be an active secondary market or and/or you are unable or unwilling to hold the Notes to maturity if we do not exercise our early redemption option
- You are unwilling or unable to assume our credit risk for all payments on the Notes
- You are unwilling or unable to consent to the exercise of any U.K. Bail-in Power by any relevant U.K. resolution authority

***You must rely on your own evaluation of the merits of an investment in the Notes.*** You should reach a decision whether to invest in the Notes after carefully considering, with your advisors, the suitability of the Notes in light of your investment objectives and the specific information set out in this pricing supplement, the prospectus supplement, the prospectus and the index supplement. Neither the Issuer nor Barclays Capital Inc. makes any recommendation as to the suitability of the Notes for investment.

## ADDITIONAL TERMS OF THE NOTES

The Observation Dates (including the Final Valuation Date), the Contingent Coupon Payment Dates and the Maturity Date are subject to postponement in certain circumstances, as described under “Reference Assets—Least or Best Performing Reference Asset—Scheduled Trading Days and Market Disruption Events for Securities Linked to the Reference Asset with the Lowest or Highest Return in a Group of Two or More Equity Securities, Exchange-Traded Funds and/or Indices of Equity Securities” and “Terms of the Notes—Payment Dates” in the accompanying prospectus supplement.

In addition, the Indices and the Notes are subject to adjustment by the Calculation Agent under certain circumstances, as described under “Reference Assets—Indices—Adjustments Relating to Securities with an Index as a Reference Asset” in the accompanying prospectus supplement.

PS-3

## HYPOTHETICAL EXAMPLES OF AMOUNTS PAYABLE ON A SINGLE CONTINGENT COUPON PAYMENT DATE

The following examples demonstrate the circumstances under which you may receive a Contingent Coupon on a hypothetical Contingent Coupon Payment Date. The numbers appearing in these tables are purely hypothetical and are provided for illustrative purposes only. These examples do not take into account any tax consequences from investing in the Notes and make the following key assumptions:

- Hypothetical Initial Level of each Index: 100.00\*
- Coupon Barrier Level for each Index: 75.00 (75.00% of the hypothetical Initial Level set forth above)

\* The **hypothetical** Initial Level of 100.00 and the **hypothetical** Coupon Barrier Level of 75.00 for each Index have been chosen for illustrative purposes only. The Initial Level and Coupon Barrier Level for each Index are as set forth on the cover of this pricing supplement.

**Example 1:** The Closing Level of each Index is greater than its Coupon Barrier Level on the relevant Observation Date.

| Reference Asset     | Closing Level on Relevant Observation Date |
|---------------------|--|
| S&P 500 Index       | 105.00                                     |
| Russell 2000 Index  | 85.00                                      |
| EURO STOXX 50 Index | 150.00                                     |

Because the Closing Level of each Index is greater than its respective Coupon Barrier Level, you will receive a Contingent Coupon of \$25.00, or 2.50% of the principal amount per Note, on the related Contingent Coupon Payment Date.

**Example 2:** The Closing Level of at least one Index is greater than its Coupon Barrier Level on the relevant Observation Date and the Closing Level of at least one other Index is less than its Coupon Barrier Level.

| Reference Asset     | Closing Level on Relevant Observation Date |
|---------------------|--|
| S&P 500 Index       | 140.00                                     |
| Russell 2000 Index  | 50.00                                      |
| EURO STOXX 50 Index | 85.00                                      |

Because the Closing Level of at least one Index is less than its Coupon Barrier Level, you will not receive a Contingent Coupon on the related Contingent Coupon Payment Date.

**Example 3:** The Closing Level of each Index is less than its Coupon Barrier Level on the relevant Observation Date.

| Reference Asset     | Closing Level on Relevant Observation Date |
|---------------------|--|
| S&P 500 Index       | 45.00                                      |
| Russell 2000 Index  | 55.00                                      |
| EURO STOXX 50 Index | 50.00                                      |

Because the Closing Level of at least one Index is less than its Coupon Barrier Level, you will not receive a Contingent Coupon on the related Contingent Coupon Payment Date.

*Examples 2 and 3 demonstrate that you may not receive a Contingent Coupon on a Contingent Coupon Payment Date. If the Closing Level of at least one Index is below its Coupon Barrier Level on each Observation Date, you will not receive any Contingent Coupons during the term of your Notes.*

PS-4

## HYPOTHETICAL EXAMPLES OF AMOUNTS PAYABLE AT MATURITY

The following table illustrates a hypothetical range of payments that you may receive at maturity (excluding the final Contingent Coupon payment that may be payable on the Notes) under various circumstances. The examples set forth below are purely hypothetical and are provided for illustrative purposes only. The numbers appearing in the following table and examples have been rounded for ease of analysis. The following examples do not take into account any tax consequences from investing in the Notes. These examples also make the following key assumptions:

- Hypothetical Initial Level of each Index: 100.00\*
- Coupon Barrier Level for each Index: 75.00 (75.00% of the hypothetical Initial Level set forth above)
- Barrier Level for each Index: 60.00 (60.00% of the hypothetical Initial Level set forth above)
- You hold your Notes to maturity and we do **NOT** exercise our option to redeem your Notes prior to maturity

\* The **hypothetical** Initial Level of 100.00, the **hypothetical** Coupon Barrier Level of 75.00 and the **hypothetical** Barrier Level of 60.00 for each Index have been chosen for illustrative purposes only. The Initial Level, Coupon Barrier Level and Barrier Level for each Index are as set forth on the cover of this pricing supplement.

| Final Level   |                    |                     | Index Return  |                    |                     |  | Index Return of Least Performing Index | Payment at Maturity** |
|---------------|--------------------|---------------------|---------------|--------------------|---------------------|--|--|-----------------------|
| S&P 500 Index | Russell 2000 Index | EURO STOXX 50 Index | S&P 500 Index | Russell 2000 Index | EURO STOXX 50 Index |  |  |                       |
| 150.00        | 155.00             | 175.00              | 50.00%        | 55.00%             | 75.00%              |  | 50.00%                                 | \$1,000.00            |
| 142.00        | 145.00             | 140.00              | 42.00%        | 45.00%             | 40.00%              |  | 40.00%                                 | \$1,000.00            |
| 140.00        | 130.00             | 150.00              | 40.00%        | 30.00%             | 50.00%              |  | 30.00%                                 | \$1,000.00            |
| 130.00        | 125.00             | 120.00              | 30.00%        | 25.00%             | 20.00%              |  | 20.00%                                 | \$1,000.00            |
| 110.00        | 115.00             | 120.00              | 10.00%        | 15.00%             | 20.00%              |  | 10.00%                                 | \$1,000.00            |
| 102.00        | 110.00             | 100.00              | 2.00%         | 10.00%             | 0.00%               |  | 0.00%                                  | \$1,000.00            |
| 95.00         | 90.00              | 102.50              | -5.00%        | -10.00%            | 2.50%               |  | -10.00%                                | \$1,000.00            |
| 90.00         | 102.00             | 80.00               | -10.00%       | 2.00%              | -20.00%             |  | -20.00%                                | \$1,000.00            |
| 100.00        | 95.00              | 70.00               | 0.00%         | -5.00%             | -30.00%             |  | -30.00%                                | \$1,000.00            |
| 135.00        | 60.00              | 90.00               | 35.00%        | -40.00%            | -10.00%             |  | -40.00%                                | \$1,000.00            |
| 55.00         | 50.00              | 135.00              | -45.00%       | -50.00%            | 35.00%              |  | -50.00%                                | \$500.00              |
| 80.00         | 40.00              | 150.00              | -20.00%       | -60.00%            | 50.00%              |  | -60.00%                                | \$400.00              |
| 50.00         | 30.00              | 145.00              | -50.00%       | -70.00%            | 45.00%              |  | -70.00%                                | \$300.00              |
| 50.00         | 40.00              | 20.00               | -50.00%       | -60.00%            | -80.00%             |  | -80.00%                                | \$200.00              |
| 55.00         | 10.00              | 95.00               | -45.00%       | -90.00%            | -5.00%              |  | -90.00%                                | \$100.00              |
| 60.00         | 102.00             | 0.00                | -40.00%       | 2.00%              | -100.00%            |  | -100.00%                               | \$0.00                |

\*\* per \$1,000 principal amount Note, excluding the final Contingent Coupon (if one is payable on the Maturity Date)

The following examples illustrate how the payments at maturity set forth in the table above are calculated:

**Example 1: The Final Level of the S&P 500 Index is 110.00, the Final Level of the Russell 2000 Index is 115.00 and the Final Level of the EURO STOXX 50 Index is 120.00.**

Because the S&P 500 Index has the lowest Index Return, the S&P 500 Index is the Least Performing Index. Because the Final Level of the Least

Performing Index is greater than its Initial Level (and, accordingly, not less than its Barrier Level), you will receive a payment at maturity of \$1,000 per \$1,000 principal amount Note that you hold, plus the Contingent Coupon that will otherwise be payable on the Maturity Date.

**Example 2: The Final Level of the S&P 500 Index is 90.00, the Final Level of the Russell 2000 Index is 102.00 and the Final Level of the EURO STOXX 50 Index is 80.00.**

Because the EURO STOXX 50 Index has the lowest Index Return, the EURO STOXX 50 Index is the Least Performing Index. Because the Final Level of the Least Performing Index is not less than its Barrier Level, you will receive a payment at maturity of \$1,000 per \$1,000 principal amount Note that you hold (plus the Contingent Coupon that will otherwise be payable on the Maturity Date).

**Example 3: The Final Level of the S&P 500 Index is 135.00, the Final Level of the Russell 2000 Index is 60.00 and the Final Level of the EURO STOXX 50 Index is 90.00.**

Because the Russell 2000 Index has the lowest Index Return, the Russell 2000 Index is the Least Performing Index. Because the Final Level of the Least Performing Index is not less than its Barrier Level, you will receive a payment at maturity of \$1,000 per \$1,000 principal amount Note. Because, however, the Final Level of at least one Index is less than its Coupon Barrier Level, you will not receive a Contingent Coupon on the Maturity Date.

PS-5

---

**Example 4: The Final Level of the S&P 500 Index is 80.00, the Final Level of the Russell 2000 Index is 40.00 and the Final Level of the EURO STOXX 50 Index is 150.00.**

Because the Russell 2000 Index has the lowest Index Return, the Russell 2000 Index is the Least Performing Index. Because the Final Level of the Least Performing Index is less than its Barrier Level, you will receive a payment at maturity of \$400.00 per \$1,000 principal amount Note that you hold, calculated as follows:

$$\begin{aligned} & \$1,000 + [\$1,000 \times \text{Index Return of Least Performing Index}] \\ & \$1,000 + [\$1,000 \times -60.00\%] = \$400.00 \end{aligned}$$

In addition, because the Final Level of at least one Index is less than its Coupon Barrier Level, you will not receive a Contingent Coupon on the Maturity Date.

**Example 5: The Final Level of the S&P 500 Index is 50.00, the Final Level of the Russell 2000 Index is 30.00 and the Final Level of the EURO STOXX 50 Index is 145.00.**

Because the Russell 2000 Index has the lowest Index Return, the Russell 2000 Index is the Least Performing Index. Because the Final Level of the Least Performing Index is less than its Barrier Level, you will receive a payment at maturity of \$300.00 per \$1,000 principal amount Note that you hold, calculated as follows:

$$\begin{aligned} & \$1,000 + [\$1,000 \times \text{Index Return of Least Performing Index}] \\ & \$1,000 + [\$1,000 \times -70.00\%] = \$300.00 \end{aligned}$$

In addition, because the Final Level of at least one Index is less than its Coupon Barrier Level, you will not receive a Contingent Coupon on the Maturity Date.

Examples 4 and 5 above demonstrate that, if we do not redeem your Notes prior to maturity, and if the Final Level of the Least Performing Index is less than its Barrier Level, your investment in the Notes will be fully exposed to the negative performance of the Least Performing Index. You will not benefit in any way from the Index Return of the other Indices being higher than the Index Return of the Least Performing Index.

*If we do not redeem your Notes prior to maturity, you may lose up to 100% of the principal amount of your Notes.*

PS-6

---

## SELECTED RISK CONSIDERATIONS

An investment in the Notes involves significant risks. Investing in the Notes is not equivalent to investing directly in the Indices or their components. These risks are explained in more detail in the “Risk Factors” section of the prospectus supplement, including the risk factors discussed under the following headings of the prospectus supplement:

- “Risk Factors—Risks Relating to the Securities Generally”; and
- “Risk Factors—Additional Risks Relating to Securities with Reference Assets That Are Equity Securities, Indices of Equity Securities or



Exchange-Traded Funds that Hold Equity Securities”.

In addition to the risks described above, you should consider the following:

- **Your Investment in the Notes May Result in a Significant Loss**—The Notes do not guarantee any return of principal. If the Notes are not redeemed by us prior to maturity, and if the Final Level of the Least Performing Index is less than its Barrier Level, your Notes will be fully exposed to the negative performance of such Index and you will lose some or all of your principal. ***You may lose up to 100% of the principal amount of your Notes.***
- **Potential Return Limited to the Contingent Coupons**—The positive return on the Notes is limited to the Contingent Coupons, if any, that may be payable during the term of the Notes. You will not participate in any appreciation in the level of any Index and you will not receive more than the principal amount of your Notes at maturity (plus a Contingent Coupon if one is payable in respect of the Final Valuation Date) even if the Index Return of one or more Indices is positive.

Based on the stated term of the Notes, the maximum amount of Contingent Coupons that you may receive is \$1,000.00 per \$1,000 principal amount Note (or 100% of the principal amount of your Notes). You will receive this maximum amount of Contingent Coupons only if (a) the Closing Level of each Index on each Observation Date equals or exceeds its Coupon Barrier Level and (b) the Notes are not redeemed by us prior to maturity. The actual amount of Contingent Coupons that you receive may be substantially less than this amount, and may be as low as zero (as described immediately below).

- **You May Not Receive any Contingent Coupon Payments on the Notes**—You will receive a Contingent Coupon on a Contingent Coupon Payment Date only if the Closing Level of each Index on the related Observation Date is equal to or greater than its respective Coupon Barrier Level. If the Closing Level of any Index on an Observation Date is less than its Coupon Barrier Level, you will not receive a Contingent Coupon on the related Contingent Coupon Payment Date. Because each Index must close at or above its Coupon Barrier Level on an Observation Date in order for a Contingent Coupon to become payable, it is more likely that you will not receive Contingent Coupons than would have been the case had the Notes been linked to only one of the Indices. If the Closing Level of at least one Index is less than its respective Coupon Barrier Level on each Observation Date, you will not receive any Contingent Coupons during the term of the Notes.
- **The Notes are Subject to Volatility Risk**—Volatility is a measure of the magnitude of the movements of the price of an asset (or level of an index) over a period of time. The Contingent Coupon is based on a number of factors, including the expected volatility of the Indices. The Contingent Coupon is higher than the fixed rate that we would pay on a conventional debt security of the same tenor and is higher than it otherwise would have been had the expected volatility of the Indices been lower. As volatility of an Index increases, there will typically be a greater likelihood that (a) the Closing Level of that Index on one or more Observation Dates will be less than its Coupon Barrier Level and (b) the Final Level of that Index will be less than its Barrier Level.

Accordingly, you should understand that the Contingent Coupon reflects, among other things, an indication of a greater likelihood that you will (a) not receive Contingent Coupons with respect to one or more Observation Dates and/or (b) incur a loss of principal at maturity than would have been the case had the Contingent Coupon been lower. In addition, actual volatility over the term of the Notes may be significantly higher than expected volatility at the time the terms of the Notes were determined. If actual volatility is higher than expected, you will face an even greater risk that you will not receive Contingent Coupons and/or that you will lose some or all of your principal at maturity for the reasons described above.

- **Potential Early Exit**—While the original term of the Notes is as indicated on the cover page of this pricing supplement, we may redeem your Notes (in whole but not in part) at our sole discretion without your consent at the Redemption Price on any Contingent Coupon Payment Date prior to the Maturity Date. Accordingly, the term of the Notes may be as short as approximately three months.

The Redemption Price that you receive on any Early Redemption Date, together with any Contingent Coupons that you may have received on prior Contingent Coupon Payment Dates, may be less than aggregate amount of payments that you would have received had you held your Notes to the scheduled maturity. You may not be able to reinvest any amounts received on the Early Redemption Date in a comparable investment with similar risk and yield. No additional payments will be due after the Early Redemption Date. Our right to redeem the Notes may also adversely impact your ability to sell your Notes and the price at which they may be sold.

- **If Your Notes are not Redeemed by Us Prior to Maturity, the Payment at Maturity is not Based on the Level of Any Index at any Time Other than the Closing Level of the Least Performing Index on the Final Valuation Date**—The Final Levels and Index Returns will be based solely on the Closing Levels of the Indices on the Final Valuation Date. Accordingly, if the level of the Least Performing Index drops on the Final Valuation Date, the payment at maturity on the Notes may be significantly less than it would have been had it been linked to the level of such Index at a time prior to such drop.

If your Notes are not redeemed by us prior to maturity, your payment at maturity will be based solely on the Index Return of the Least Performing Index. If the Final Level of the Least Performing Index is less than the Barrier Level applicable to such Index, you will lose some or all of the principal amount of your Notes. Your losses will not be limited in any way by virtue of the Index Returns of the other Indices being higher than the Index Return of the Least Performing Index.

PS-7

- **Credit of Issuer**—The Notes are senior unsecured debt obligations of the issuer, Barclays Bank PLC and are not, either directly or indirectly,



an obligation of any third party. Any payment to be made on the Notes, including any Contingent Coupons and any payment upon early redemption or at maturity, is subject to the ability of Barclays Bank PLC to satisfy its obligations as they come due and is not guaranteed by any third party. In the event Barclays Bank PLC were to default on its obligations, you may not receive any amounts owed to you under the terms of the Notes.

- You May Lose Some or All of Your Investment If Any U.K. Bail-in Power Is Exercised by the Relevant U.K. Resolution Authority**—Notwithstanding any other agreements, arrangements or understandings between Barclays Bank PLC and any holder of the Notes, by acquiring the Notes, each holder of the Notes acknowledges, accepts, agrees to be bound by, and consents to the exercise of, any U.K. Bail-in Power by the relevant U.K. resolution authority as set forth under “Consent to U.K. Bail-in Power” in this pricing supplement. Accordingly, any U.K. Bail-in Power may be exercised in such a manner as to result in you and other holders of the Notes losing all or a part of the value of your investment in the Notes or receiving a different security from the Notes, which may be worth significantly less than the Notes and which may have significantly fewer protections than those typically afforded to debt securities. Moreover, the relevant U.K. resolution authority may exercise the U.K. Bail-in Power without providing any advance notice to, or requiring the consent of, the holders of the Notes. The exercise of any U.K. Bail-in Power by the relevant U.K. resolution authority with respect to the Notes will not be a default or an Event of Default (as each term is defined in the indenture) and the trustee will not be liable for any action that the trustee takes, or abstains from taking, in either case, in accordance with the exercise of the U.K. Bail-in Power by the relevant U.K. resolution authority with respect to the Notes. See “Consent to U.K. Bail-in Power” in this pricing supplement as well as “U.K. Bail-in Power,” “Risk Factors—Risks Relating to the Securities Generally—Regulatory action in the event a bank or investment firm in the Group is failing or likely to fail could materially adversely affect the value of the securities” and “Risk Factors—Risks Relating to the Securities Generally—Under the terms of the securities, you have agreed to be bound by the exercise of any U.K. Bail-in Power by the relevant U.K. resolution authority” in the accompanying prospectus supplement.
- No Dividend Payments or Voting Rights**—As a holder of the Notes, you will not have voting rights or rights to receive cash dividends or other distributions or other rights that holders of the securities underlying the Indices would have.
- Historical Performance of the Indices Should Not Be Taken as Any Indication of the Future Performance of the Indices Over the Term of the Notes**—The level of each Index has fluctuated in the past and may, in the future, experience significant fluctuations. The historical performance of an Index is not an indication of the future performance of that Index over the term of the Notes. The historical correlation between the Indices is not an indication of the future correlation between them over the term of the Notes. Therefore, the performance of the Indices individually or in comparison to each other over the term of the Notes may bear no relation or resemblance to the historical performance of any Index.
- The Notes are Subject to Risks Associated with Non-U.S. Securities Markets**—The component securities of the EURO STOXX 50 Index are issued by non-U.S. issuers. Securities issued by non-U.S. companies in non-U.S. securities markets may be more volatile and may be subject to different political, market, economic, exchange rate, regulatory and other risks than securities U.S. companies, which may have a negative impact on the performance of the financial products linked to such securities, including the Notes. The public availability of information concerning the issuers of such securities will vary depending on their home jurisdiction and the reporting requirements imposed by their respective regulators. In addition, the issuers of these securities may be subject to accounting, auditing and financial reporting standards and requirement that differ from those applicable to United States reporting companies.
- The Notes do Not Provide Direct Exposure to Fluctuations in Exchange Rates Between the U.S. dollar and the euro**—The components of the EURO STOXX 50 Index are non-U.S. securities denominated in euro. Because the level of the EURO STOXX 50 Index is also calculated in euro (and not in U.S. dollars), the performance of the EURO STOXX 50 Index will not be adjusted for exchange rate fluctuations between the U.S. dollar and the euro. In addition, any payments on the Notes will not be adjusted for exchange rate fluctuations between the U.S. dollar and the euro. You will not benefit from any appreciation of the euro relative to the U.S. dollar, which you would have had you owned the securities underlying the EURO STOXX 50 Index directly.
- The Notes are Subject to Risks Associated with Small Capitalization Stocks**—The Russell 2000 Index is intended to track the small capitalization segment of the U.S. equity market. The stock prices of smaller sized companies may be more volatile than stock prices of large capitalization companies. Small capitalization companies may be less able to withstand adverse economic, market, trade and competitive conditions relative to larger companies. Small capitalization companies may be less likely to pay dividends on their stocks, and the presence of a dividend payment could be a factor that limits downward stock price pressure under adverse market conditions.
- The Estimated Value of Your Notes is Lower Than the Initial Issue Price of Your Notes**—The estimated value of your Notes on the Initial Valuation Date is lower than the initial issue price of your Notes. The difference between the initial issue price of your Notes and the estimated value of the Notes is a result of certain factors, such as any sales commissions to be paid to Barclays Capital Inc. or another affiliate of ours, any selling concessions, discounts, commissions or fees to be allowed or paid to non-affiliated intermediaries, the estimated profit that we or any of our affiliates expect to earn in connection with structuring the Notes, the estimated cost which we may incur in hedging our obligations under the Notes, and estimated development and other costs which we may incur in connection with the Notes.
- The Estimated Value of Your Notes Might be Lower if Such Estimated Value Were Based on the Levels at Which Our Debt Securities Trade in the Secondary Market**—The estimated value of your Notes on the Initial Valuation Date is based on a number of variables, including our internal funding rates. Our internal funding rates may vary from the levels at which our benchmark debt securities trade in the secondary market. As a result of this difference, the estimated value referenced above might be lower if such estimated value was based on the levels at which our benchmark debt securities trade in the secondary market.

- **The Estimated Value of the Notes is Based on Our Internal Pricing Models, Which May Prove to be Inaccurate and May be Different from the Pricing Models of Other Financial Institutions**—The estimated value of your Notes on the Initial Valuation Date is based on our internal pricing models, which take into account a number of variables and are based on a number of subjective assumptions, which may or may not materialize. These variables and assumptions are not evaluated or verified on an independent basis. Further, our pricing models may be different from other financial institutions' pricing models and the methodologies used by us to estimate the value of the Notes may not be consistent with those of other financial institutions which may be purchasers or sellers of Notes in the secondary market. As a result, the secondary market price of your Notes may be materially different from the estimated value of the Notes determined by reference to our internal pricing models.
- **The Estimated Value of Your Notes Is Not a Prediction of the Prices at Which You May Sell Your Notes in the Secondary Market, if any, and Such Secondary Market Prices, If Any, Will Likely be Lower Than the Initial Issue Price of Your Notes and Maybe Lower Than the Estimated Value of Your Notes**—The estimated value of the Notes will not be a prediction of the prices at which Barclays Capital Inc., other affiliates of ours or third parties may be willing to purchase the Notes from you in secondary market transactions (if they are willing to purchase, which they are not obligated to do). The price at which you may be able to sell your Notes in the secondary market at any time will be influenced by many factors that cannot be predicted, such as market conditions, and any bid and ask spread for similar sized trades, and may be substantially less than our estimated value of the Notes. Further, as secondary market prices of your Notes take into account the levels at which our debt securities trade in the secondary market, and do not take into account our various costs related to the Notes such as fees, commissions, discounts, and the costs of hedging our obligations under the Notes, secondary market prices of your Notes will likely be lower than the initial issue price of your Notes. As a result, the price, at which Barclays Capital Inc., other affiliates of ours or third parties may be willing to purchase the Notes from you in secondary market transactions, if any, will likely be lower than the price you paid for your Notes, and any sale prior to the maturity date could result in a substantial loss to you.
- **The Temporary Price at Which We May Initially Buy The Notes in the Secondary Market And the Value We May Initially Use for Customer Account Statements, If We Provide Any Customer Account Statements At All, May Not Be Indicative of Future Prices of Your Notes**—Assuming that all relevant factors remain constant after the Initial Valuation Date, the price at which Barclays Capital Inc. may initially buy or sell the Notes in the secondary market (if Barclays Capital Inc. makes a market in the Notes, which it is not obligated to do) and the value that we may initially use for customer account statements, if we provide any customer account statements at all, may exceed our estimated value of the Notes on the Initial Valuation Date, as well as the secondary market value of the Notes, for a temporary period after the initial issue date of the Notes. The price at which Barclays Capital Inc. may initially buy or sell the Notes in the secondary market and the value that we may initially use for customer account statements may not be indicative of future prices of your Notes.
- **We and Our Affiliates May Engage in Various Activities or Make Determinations That Could Materially Affect Your Notes in Various Ways and Create Conflicts of Interest**—We and our affiliates play a variety of roles in connection with the issuance of the Notes, as described below. In performing these roles, our and our affiliates' economic interests are potentially adverse to your interests as an investor in the Notes.

We and our affiliates make markets in and trade various financial instruments or products for our accounts and for the account of our clients and otherwise provide investment banking and other financial services with respect to these financial instruments and products. These financial instruments and products may include securities, derivative instruments or assets that may relate to the Indices or their components. In any such market making, trading and hedging activity, and other services, we or our affiliates may take positions or take actions that are inconsistent with, or adverse to, the investment objectives of holders of the Notes. We and our affiliates have no obligation to take the needs of any buyer, seller or holder of the Notes into account in conducting these activities. Such market making, trading and hedging activity, investment banking and other financial services may negatively impact the value of the Notes.

In addition, the role played by Barclays Capital Inc., as the agent for the Notes, could present significant conflicts of interest with the role of Barclays Bank PLC, as issuer of the Notes. For example, Barclays Capital Inc. or its representatives may derive compensation or financial benefit from the distribution of the Notes. Furthermore, we and our affiliates establish the offering price of the Notes for initial sale to the public, and the offering price is not based upon any independent verification or valuation.

In addition to the activities described above, we will also act as the Calculation Agent for the Notes. As Calculation Agent, we will determine any values of the Indices and make any other determinations necessary to calculate any payments on the Notes. In making these determinations, we may be required to make certain discretionary judgments relating to the Indices and the Notes. In making these discretionary judgments, our economic interests are potentially adverse to your interests as an investor in the Notes, and any of these determinations may adversely affect any payments on the Notes.

- **Lack of Liquidity**—The Notes will not be listed on any securities exchange. Barclays Capital Inc. and other affiliates of Barclays Bank PLC intend to make a secondary market for the Notes but are not required to do so, and may discontinue any such secondary market making at any time, without notice. Barclays Capital Inc. may at any time hold unsold inventory, which may inhibit the development of a secondary market for the Notes. Even if there is a secondary market, it may not provide enough liquidity to allow you to trade or sell the Notes easily. Because other dealers are not likely to make a secondary market for the Notes, the price at which you may be able to trade your Notes is likely to depend on the price, if any, at which Barclays Capital Inc. and other affiliates of Barclays Bank PLC are willing to buy the Notes. The Notes are not designed to be short-term trading instruments. Accordingly, you should be able and willing to hold your Notes to maturity.
- **Tax Treatment**—Significant aspects of the tax treatment of the Notes are uncertain. You should consult your tax advisor about your tax situation. See "Tax Considerations" below.

- **Many Economic and Market Factors Will Impact the Value of the Notes**—The value of the Notes will be affected by a number of economic and market factors that interact in complex and unpredictable ways and that may either offset or magnify each other, including:
  - the levels of the Indices and the market prices of the components of each Index;
  - the expected volatility of the Indices and the components of each Index;
  - the time to maturity of the Notes;
  - the dividend rate on the stocks underlying the Indices;
  - interest and yield rates in the market generally;
  - a variety of economic, financial, political, regulatory or judicial events;
  - supply and demand for the Notes; and
  - our creditworthiness, including actual or anticipated downgrades in our credit ratings.

## INFORMATION REGARDING THE INDICES

### The S&P 500® Index

The S&P 500 Index consists of stocks of 500 companies selected to provide a performance benchmark for the U.S. equity markets.

Beginning in June 2016, U.S. common equities listed on Bats BZX, Bats BYX, Bats EDGA or Bats EDGX were added to the universe of securities that are eligible for inclusion in the S&P 500 Index and, effective March 10, 2017, the minimum unadjusted company market capitalization for potential additions to the S&P 500 Index was increased to \$6.1 billion from \$5.3 billion. As of July 31, 2017, the securities of companies with multiple share class structures are no longer eligible to be added to the S&P 500 Index, but securities already included in the S&P 500 Index have been grandfathered and are not affected by this change. For more information about the S&P 500 Index, please see “Indices—The S&P U.S. Indices” in the accompanying index supplement.

### **Historical Performance of the S&P 500 Index**

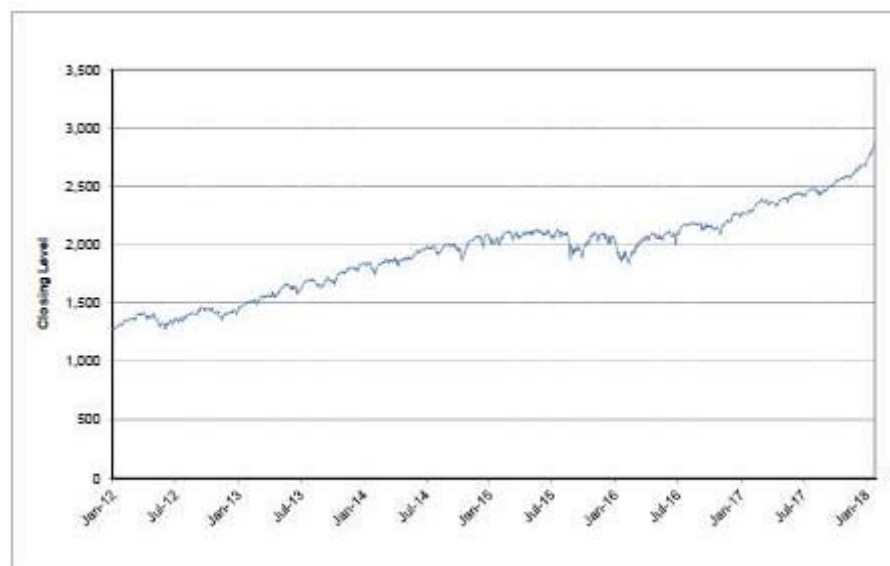
The table below shows the high, low and final Closing Levels of the S&P 500 Index for each of the periods noted below. The graph below sets forth the historical performance of the S&P 500 Index based on daily Closing Levels from January 1, 2012 through January 26, 2018. We obtained the Closing Levels listed in the table below and shown in the graph below from Bloomberg, L.P. We have not independently verified the accuracy or completeness of the information obtained from Bloomberg, L.P.

| Period/Quarter Ended | Quarterly High | Quarterly Low | Quarterly Close |
|----------------------|----------------|---------------|-----------------|
| March 31, 2012       | 1,416.51       | 1,277.06      | 1,408.47        |
| June 30, 2012        | 1,419.04       | 1,278.04      | 1,362.16        |
| September 30, 2012   | 1,465.77       | 1,334.76      | 1,440.67        |
| December 31, 2012    | 1,461.40       | 1,353.33      | 1,426.19        |
| March 31, 2013       | 1,569.19       | 1,457.15      | 1,569.19        |
| June 30, 2013        | 1,669.16       | 1,541.61      | 1,606.28        |
| September 30, 2013   | 1,725.52       | 1,614.08      | 1,681.55        |
| December 31, 2013    | 1,848.36       | 1,655.45      | 1,848.36        |
| March 31, 2014       | 1,878.04       | 1,741.89      | 1,872.34        |
| June 30, 2014        | 1,962.87       | 1,815.69      | 1,960.23        |
| September 30, 2014   | 2,011.36       | 1,909.57      | 1,972.29        |
| December 31, 2014    | 2,090.57       | 1,862.49      | 2,058.90        |
| March 31, 2015       | 2,117.39       | 1,992.67      | 2,067.89        |
| June 30, 2015        | 2,130.82       | 2,057.64      | 2,063.11        |
| September 30, 2015   | 2,128.28       | 1,867.61      | 1,920.03        |
| December 31, 2015    | 2,109.79       | 1,923.82      | 2,043.94        |
| March 31, 2016       | 2,063.95       | 1,829.08      | 2,059.74        |
| June 30, 2016        | 2,119.12       | 2,000.54      | 2,098.86        |
| September 30, 2016   | 2,190.15       | 2,088.55      | 2,168.27        |
| December 31, 2016    | 2,271.72       | 2,085.18      | 2,238.83        |
| March 31, 2017       | 2,395.96       | 2,257.83      | 2,362.72        |

|                    |          |          |          |
|--------------------|----------|----------|----------|
| June 30, 2017      | 2,453.46 | 2,328.95 | 2,423.41 |
| September 30, 2017 | 2,519.36 | 2,409.75 | 2,519.36 |
| December 31, 2017  | 2,690.16 | 2,529.12 | 2,673.61 |
| January 26, 2018*  | 2,872.87 | 2,695.81 | 2,872.87 |

\* For the period beginning on January 1, 2018 and ending on January 26, 2018

#### Historical Performance of the S&P 500® Index



**PAST PERFORMANCE IS NOT INDICATIVE OF FUTURE RESULTS**

PS-11

#### **The Russell 2000® Index**

The Russell 2000 Index is designed to track the performance of the small capitalization segment of the U.S. equity market. For more information about the Russell 2000 Index, please see “Indices—The Russell Indices” in the accompanying index supplement.

#### **Historical Performance of the Russell 2000 Index**

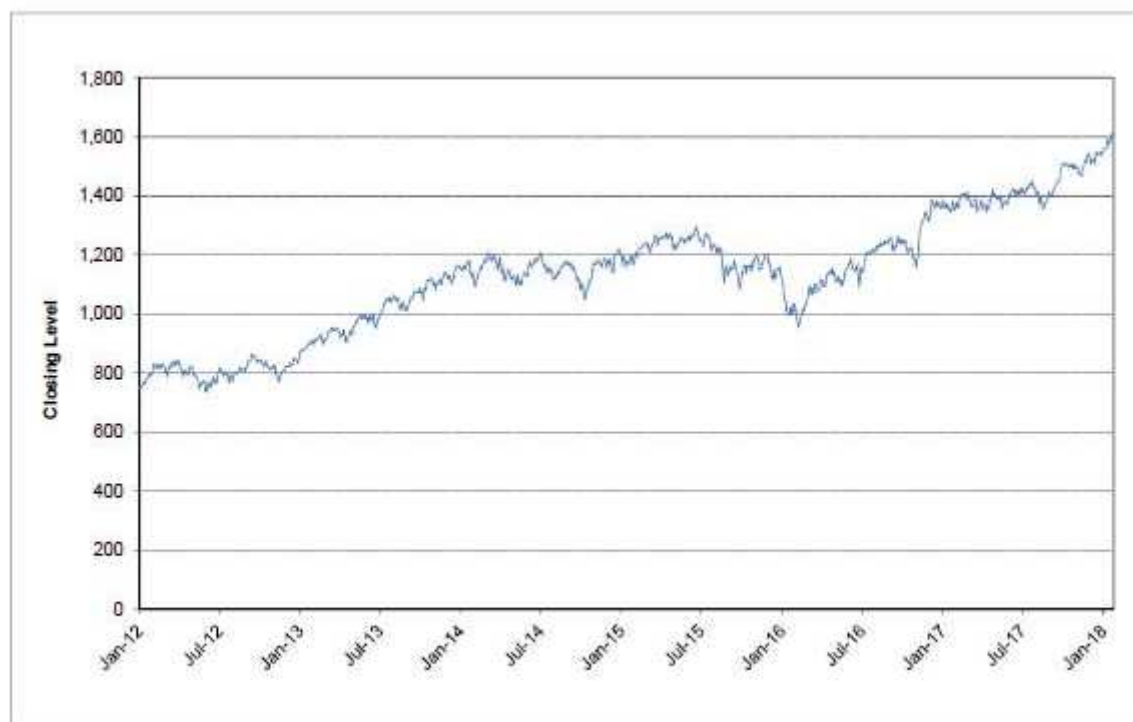
The table below shows the high, low and final Closing Levels of the Russell 2000 Index for each of the periods noted below. The graph below sets forth the historical performance of the Russell 2000 Index based on daily Closing Levels from January 1, 2012 through January 26, 2018. We obtained the Closing Levels listed in the table below and shown in the graph below from Bloomberg, L.P. We have not independently verified the accuracy or completeness of the information obtained from Bloomberg, L.P.

| Period/Quarter Ended | Quarterly High | Quarterly Low | Quarterly Close |
|----------------------|----------------|---------------|-----------------|
| March 31, 2012       | 846.13         | 747.28        | 830.30          |
| June 30, 2012        | 840.63         | 737.24        | 798.49          |
| September 30, 2012   | 864.70         | 767.75        | 837.45          |
| December 31, 2012    | 852.49         | 769.48        | 849.35          |
| March 31, 2013       | 953.07         | 872.60        | 951.54          |
| June 30, 2013        | 999.99         | 901.51        | 977.48          |
| September 30, 2013   | 1,078.41       | 989.54        | 1,073.79        |
| December 31, 2013    | 1,163.64       | 1,043.46      | 1,163.64        |
| March 31, 2014       | 1,208.65       | 1,093.59      | 1,173.04        |
| June 30, 2014        | 1,192.96       | 1,095.99      | 1,192.96        |
| September 30, 2014   | 1,208.15       | 1,101.68      | 1,101.68        |
| December 31, 2014    | 1,219.11       | 1,049.30      | 1,204.70        |
| March 31, 2015       | 1,266.37       | 1,154.71      | 1,252.77        |
| June 30, 2015        | 1,295.80       | 1,215.42      | 1,253.95        |
| September 30, 2015   | 1,273.33       | 1,083.91      | 1,100.69        |
| December 31, 2015    | 1,204.16       | 1,097.55      | 1,135.89        |
| March 31, 2016       | 1,114.03       | 953.72        | 1,114.03        |

|                    |          |          |          |
|--------------------|----------|----------|----------|
| June 30, 2016      | 1,188.95 | 1,089.65 | 1,151.92 |
| September 30, 2016 | 1,263.44 | 1,139.45 | 1,251.65 |
| December 31, 2016  | 1,388.07 | 1,156.89 | 1,357.13 |
| March 31, 2017     | 1,413.64 | 1,345.60 | 1,385.92 |
| June 30, 2017      | 1,425.98 | 1,345.24 | 1,415.36 |
| September 30, 2017 | 1,490.86 | 1,356.91 | 1,490.86 |
| December 31, 2017  | 1,548.93 | 1,464.09 | 1,535.51 |
| January 26, 2018*  | 1,610.71 | 1,550.01 | 1,608.06 |

\* For the period beginning on January 1, 2018 and ending on January 26, 2018

#### Historical Performance of the Russell 2000® Index



**PAST PERFORMANCE IS NOT INDICATIVE OF FUTURE RESULTS**

PS-12

#### The EURO STOXX 50® Index

The EURO STOXX 50 Index is composed of 50 component stocks of market sector leaders in terms of free-float market capitalization from within 11 Eurozone countries: Austria, Belgium, Finland, France, Germany, Ireland, Italy, Luxembourg, the Netherlands, Portugal and Spain.

For more information about the EURO STOXX 50 Index, please see “Indices—The EURO STOXX 50 Index” in the accompanying index supplement.

#### Historical Performance of the EURO STOXX 50 Index

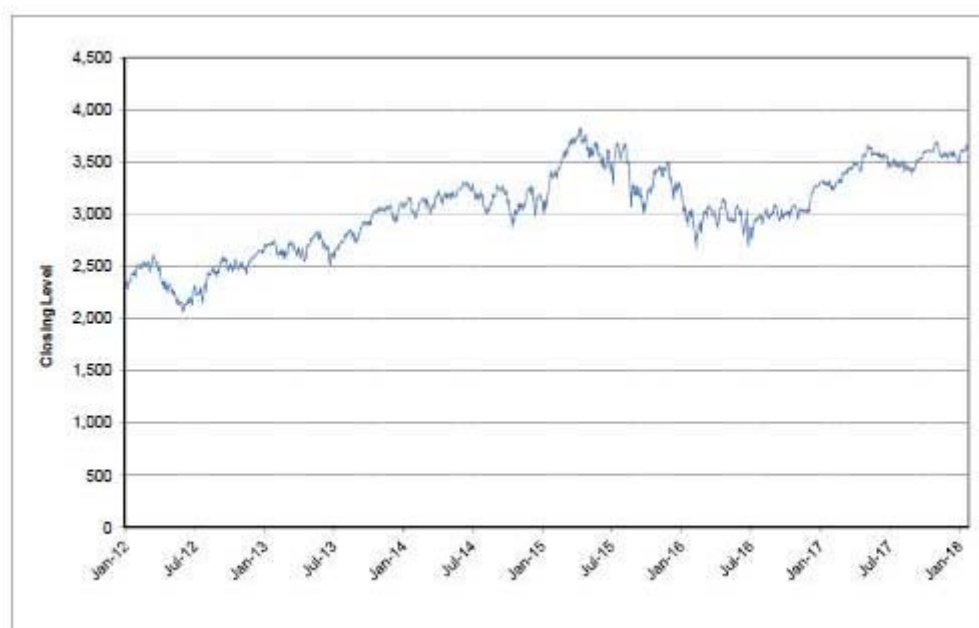
The table below shows the high, low and final Closing Levels of the EURO STOXX 50 Index for each of the periods noted below. The graph below sets forth the historical performance of the EURO STOXX 50 Index based on daily Closing Levels from January 1, 2012 through January 26, 2018. We obtained the Closing Levels listed in the table below and shown in the graph below from Bloomberg, L.P. We have not independently verified the accuracy or completeness of the information obtained from Bloomberg, L.P.

| Period/Quarter Ended | Quarterly High | Quarterly Low | Quarterly Close |
|----------------------|----------------|---------------|-----------------|
| March 31, 2012       | 2,608.42       | 2,286.45      | 2,477.28        |
| June 30, 2012        | 2,501.18       | 2,068.66      | 2,264.72        |
| September 30, 2012   | 2,594.56       | 2,151.54      | 2,454.26        |
| December 31, 2012    | 2,659.95       | 2,427.32      | 2,635.93        |
| March 31, 2013       | 2,749.27       | 2,570.52      | 2,624.02        |
| June 30, 2013        | 2,835.87       | 2,511.83      | 2,602.59        |

|                    |          |          |          |
|--------------------|----------|----------|----------|
| September 30, 2013 | 2,936.20 | 2,570.76 | 2,893.15 |
| December 31, 2013  | 3,111.37 | 2,902.12 | 3,109.00 |
| March 31, 2014     | 3,172.43 | 2,962.49 | 3,161.60 |
| June 30, 2014      | 3,314.80 | 3,091.52 | 3,228.24 |
| September 30, 2014 | 3,289.75 | 3,006.83 | 3,225.93 |
| December 31, 2014  | 3,277.38 | 2,874.65 | 3,146.43 |
| March 31, 2015     | 3,731.35 | 3,007.91 | 3,697.38 |
| June 30, 2015      | 3,828.78 | 3,424.30 | 3,424.30 |
| September 30, 2015 | 3,686.58 | 3,019.34 | 3,100.67 |
| December 31, 2015  | 3,506.45 | 3,069.05 | 3,267.52 |
| March 31, 2016     | 3,178.01 | 2,680.35 | 3,004.93 |
| June 30, 2016      | 3,151.69 | 2,697.44 | 2,864.74 |
| September 30, 2016 | 3,091.66 | 2,761.37 | 3,002.24 |
| December 31, 2016  | 3,290.52 | 2,954.53 | 3,290.52 |
| March 31, 2017     | 3,500.93 | 3,230.68 | 3,500.93 |
| June 30, 2017      | 3,658.79 | 3,409.78 | 3,441.88 |
| September 30, 2017 | 3,594.85 | 3,388.22 | 3,594.85 |
| December 31, 2017  | 3,697.40 | 3,503.96 | 3,503.96 |
| January 26, 2018*  | 3,672.29 | 3,490.19 | 3,647.41 |

\* For the period beginning on January 1, 2018 and ending on January 26, 2018

#### Historical Performance of the EURO STOXX 50® Index



**PAST PERFORMANCE IS NOT INDICATIVE OF FUTURE RESULTS**

PS-13

## TAX CONSIDERATIONS

You should review carefully the sections entitled “Material U.S. Federal Income Tax Consequences—Tax Consequences to U.S. Holders—Notes Treated as Prepaid Forward or Derivative Contracts with Associated (Contingent) Coupons” and, if you are a non-U.S. holder, “—Tax Consequences to Non-U.S. Holders,” in the accompanying prospectus supplement. The following discussion supersedes the discussion in the accompanying prospectus supplement to the extent it is inconsistent therewith.

In determining our reporting responsibilities, if any, we intend to treat (i) the Notes for U.S. federal income tax purposes as prepaid forward contracts with associated contingent coupons and (ii) any contingent coupon payments as ordinary income, as described in the section entitled “Material U.S. Federal Income Tax Consequences—Tax Consequences to U.S. Holders—Notes Treated as Prepaid Forward or Derivative Contracts with Associated (Contingent) Coupons” in the accompanying prospectus supplement. Our special tax counsel, Davis Polk & Wardwell LLP, has advised that it believes this treatment to be reasonable, but that there are other reasonable treatments that the Internal Revenue Service

(the “IRS”) or a court may adopt.

*Sale, exchange or redemption of a Note.* Assuming the treatment described above is respected, upon a sale or exchange of the Notes (including upon early redemption or redemption at maturity), you should recognize capital gain or loss equal to the difference between the amount realized on the sale or exchange and your tax basis in the Notes, which should equal the amount you paid to acquire the Notes (assuming contingent coupon payments are properly treated as ordinary income, consistent with the position referred to above). This gain or loss should be short-term capital gain or loss unless you hold the Notes for more than one year, in which case the gain or loss should be long-term capital gain or loss, whether or not you are an initial purchaser of the Notes at the issue price. The deductibility of capital losses is subject to limitations. If you sell your Notes between the time your right to a contingent coupon payment is fixed and the time it is paid, it is likely that you will be treated as receiving ordinary income equal to the contingent coupon payment. Although uncertain, it is possible that proceeds received from the sale or exchange of your Notes prior to a determination date but that can be attributed to an expected contingent coupon payment could be treated as ordinary income. You should consult your tax advisor regarding this issue.

As noted above, there are other reasonable treatments that the IRS or a court may adopt, in which case the timing and character of any income or loss on the Notes could be materially affected. In addition, in 2007 the U.S. Treasury Department and the IRS released a notice requesting comments on the U.S. federal income tax treatment of “prepaid forward contracts” and similar instruments. The notice focuses in particular on whether to require investors in these instruments to accrue income over the term of their investment. It also asks for comments on a number of related topics, including the character of income or loss with respect to these instruments and the relevance of factors such as the nature of the underlying property to which the instruments are linked. While the notice requests comments on appropriate transition rules and effective dates, any Treasury regulations or other guidance promulgated after consideration of these issues could materially affect the tax consequences of an investment in the Notes, possibly with retroactive effect. You should consult your tax advisor regarding the U.S. federal income tax consequences of an investment in the Notes, including possible alternative treatments and the issues presented by this notice.

*Non-U.S. holders.* Insofar as we have responsibility as a withholding agent, we do not currently intend to treat contingent coupon payments to non-U.S. holders (as defined in the accompanying prospectus supplement) as subject to U.S. withholding tax. However, non-U.S. holders should in any event expect to be required to provide appropriate Forms W-8 or other documentation in order to establish an exemption from backup withholding, as described under the heading “—Information Reporting and Backup Withholding” in the accompanying prospectus supplement. If any withholding is required, we will not be required to pay any additional amounts with respect to amounts withheld.

Treasury regulations under Section 871(m) generally impose a withholding tax on certain “dividend equivalents” under certain “equity linked instruments.” A recent IRS notice excludes from the scope of Section 871(m) instruments issued prior to January 1, 2019 that do not have a “delta of one” with respect to underlying securities that could pay U.S.-source dividends for U.S. federal income tax purposes (each an “Underlying Security”). Based on our determination that the Notes do not have a “delta of one” within the meaning of the regulations, our special tax counsel is of the opinion that these regulations should not apply to the Notes with regard to non-U.S. holders. Our determination is not binding on the IRS, and the IRS may disagree with this determination. Section 871(m) is complex and its application may depend on your particular circumstances, including whether you enter into other transactions with respect to an Underlying Security. You should consult your tax advisor regarding the potential application of Section 871(m) to the Notes.

PS-14

---

## SUPPLEMENTAL PLAN OF DISTRIBUTION

We have agreed to sell to Barclays Capital Inc. (the “Agent”), and the Agent has agreed to purchase from us, the principal amount of the Notes, and at the price, specified on the cover of this pricing supplement. The Agent commits to take and pay for all of the Notes, if any are taken.

We expect that delivery of the Notes will be made against payment for the Notes on or about the Issue Date indicated on the cover of this pricing supplement, which will be the third business day following the Initial Valuation Date (this settlement cycle being referred to as “T+3”). Under Rule 15c6-1 of the Securities Exchange Act of 1934, as amended, trades in the secondary market generally are required to settle in two business days, unless the parties to any such trade expressly agree otherwise. Accordingly, purchasers who wish to trade the Notes on any date prior to two business days before delivery will be required, by virtue of the fact that the Notes will initially settle in three business days (T+3), to specify alternative settlement arrangements to prevent a failed settlement. See “Plan of Distribution (Conflicts of Interest)” in the prospectus supplement.

The Notes are not intended to be offered, sold or otherwise made available to and may not be offered, sold or otherwise made available to any retail investor in the European Economic Area (“EEA Retail Investor”). For these purposes, an EEA Retail Investor means a person who is one (or more) of: (i) a retail client as defined in point (11) of Article 4(1) of Directive 2014/65/EU (“MiFID II”); (ii) a customer within the meaning of Directive 2002/92/EC, where that customer would not qualify as a professional client as defined in point (10) of Article 4(1) of MiFID II; or (iii) not a qualified investor as defined in Directive 2003/71/EC. Consequently no key information document required by Regulation (EU) No 1286/2014 (as amended from time to time, the “PRIIPs Regulation”) for offering or selling the Notes or otherwise making them available to EEA Retail Investors has been prepared and therefore offering or selling such Notes or otherwise making them available to any EEA Retail Investor may be unlawful under the PRIIPs Regulation.



## VALIDITY OF THE NOTES

In the opinion of Davis Polk & Wardwell LLP, as special United States products counsel to Barclays Bank PLC, when the Notes offered by this pricing supplement have been executed and issued by Barclays Bank PLC and authenticated by the trustee pursuant to the indenture, and delivered against payment as contemplated herein, such Notes will be valid and binding obligations of Barclays Bank PLC, enforceable in accordance with their terms, subject to applicable bankruptcy, insolvency and similar laws affecting creditors' rights generally, concepts of reasonableness and equitable principles of general applicability (including, without limitation, concepts of good faith, fair dealing and the lack of bad faith) and possible judicial or regulatory actions giving effect to governmental actions or foreign laws affecting creditors' rights, *provided* that such counsel expresses no opinion as to the effect of fraudulent conveyance, fraudulent transfer or similar provision of applicable law on the conclusions expressed above. This opinion is given as of the date hereof and is limited to the laws of the State of New York. Insofar as this opinion involves matters governed by English law, Davis Polk & Wardwell LLP has relied, with Barclays Bank PLC's permission, on the opinion of Davis Polk & Wardwell London LLP, dated as of June 28, 2017, filed as an exhibit to a report on Form 6-K by Barclays Bank PLC on June 28, 2017, and this opinion is subject to the same assumptions, qualifications and limitations as set forth in such opinion of Davis Polk & Wardwell London LLP. In addition, this opinion is subject to customary assumptions about the trustee's authorization, execution and delivery of the indenture and its authentication of the Notes and the validity, binding nature and enforceability of the indenture with respect to the trustee, all as stated in the letter of Davis Polk & Wardwell LLP, dated June 28, 2017, which has been filed as an exhibit to the report on Form 6-K referred to above.

PS-15

---