

		<p>Filed Pursuant to Rule 424(b)(2) Registration Statement No. 333- 228614 (To Prospectus dated December 26, 2018, Prospectus Supplement dated December 26, 2018, and Product Prospectus Supplement EQUITY INDICES LIRN-1 dated December 26, 2018)</p>
--	--	---

411,404 Units
 \$10 principal amount per unit
 CUSIP No. 06417R831

Pricing Date April 23, 2020
 Settlement Date April 30, 2020
 Maturity Date April 28, 2022



Capped Leveraged Index Return Notes® Linked to an International Equity Index Basket

- ? Maturity of approximately two years
- ? 2-to-1 upside exposure to increases in the Basket, subject to a capped return of 21.07%
- ? 1-to-1 downside exposure to decreases in the Basket beyond a 10.00% decline, with up to 90.00% of your principal at risk
- ? The Basket is comprised of the EURO STOXX 50® Index, the FTSE® 100 Index, the Nikkei Stock Average Index, the Swiss Market Index®, the S&P/ASX 200 Index and the Hang Seng® Index. The EURO STOXX 50® Index was given an initial weight of 40.00%, each of the FTSE® 100 Index and the Nikkei Stock Average Index was given an initial weight of 20.00%, each of the Swiss Market Index® and the S&P/ASX 200 Index was given an initial weight of 7.50% and the Hang Seng® Index was given an initial weight of 5.00%
- ? All payments occur at maturity and are subject to the credit risk of The Bank of Nova Scotia
- ? No periodic interest payments
- ? In addition to the underwriting discount set forth below, the notes include a hedging-related charge of \$0.075 per unit. See "Structuring the Notes"
- ? Limited secondary market liquidity, with no exchange listing
- ? The notes are unsecured debt securities and are not savings accounts or insured deposits of a bank. The notes are not insured or guaranteed by the Canada Deposit Insurance Corporation (the "CDIC"), the U.S. Federal Deposit Insurance Corporation (the "FDIC"), or any other governmental agency of Canada, the United States or any other jurisdiction

The notes are being issued by The Bank of Nova Scotia ("BNS"). There are important differences between the notes and a conventional debt security, including different investment risks and certain additional costs. See "Risk Factors" beginning on page TS-6 of this term sheet, "Additional Risk Factors" on page TS-7 of this term sheet and beginning on page PS-6 of product prospectus supplement EQUITY INDICES LIRN-1.

The initial estimated value of the notes as of the pricing date is \$9.63 per unit, which is less than the public offering price listed below. See "Summary" on the following page, "Risk Factors" beginning on page TS-6 of this term sheet and "Structuring the Notes" on page TS-28 of this term sheet for additional information. The actual value of your notes at any time will reflect many factors and cannot be predicted with accuracy.

None of the U.S. Securities and Exchange Commission (the "SEC"), any state securities commission, or any other regulatory body has approved or disapproved of these securities or determined if this Note Prospectus (as defined below) is truthful or complete. Any representation to the contrary is a criminal offense.

	<u>Per Unit</u>	<u>Total</u>
Public offering price	\$10.00	\$4,114,040.00
Underwriting discount	\$0.20	\$82,280.80
Proceeds, before expenses, to	\$9.80	\$4,031,759.20

The notes:

Are Not FDIC Insured	Are Not Bank Guaranteed	May Lose Value
----------------------	-------------------------	----------------

BofA Securities

April 23, 2020

Capped Leveraged Index Return Notes®

Linked to an International Equity Index Basket, due April 28, 2022

Summary

The Capped Leveraged Index Return Notes® Linked to an International Equity Index Basket, due April 28, 2022 (the “notes”) are our senior unsecured debt securities. The notes are not guaranteed or insured by the CDIC or the FDIC, and are not, either directly or indirectly, an obligation of any third party. The notes are not bail-inable debt securities (as defined in the prospectus). **The notes will rank equally with all of our other unsecured senior debt. Any payments due on the notes, including any repayment of principal, will be subject to the credit risk of BNS.** The notes provide you a leveraged return, subject to a cap, if the Ending Value of the Market Measure, which is the international equity index basket described below (the “Basket”), is greater than the Starting Value (as determined below). If the Ending Value is equal to or less than the Starting Value but greater than or equal to the Threshold Value, you will receive the principal amount of your notes. If the Ending Value is less than the Threshold Value, you will lose a portion, which could be significant, of the principal amount of your notes. Any payments on the notes will be calculated based on the \$10 principal amount per unit and will depend on the performance of the Basket, subject to our credit risk. See “Terms of the Notes” below.

The Basket is comprised of the EURO STOXX 50® Index, the FTSE® 100 Index, the Nikkei Stock Average Index, the Swiss Market Index®, the S&P/ASX 200 Index and the Hang Seng® Index (each a “Basket Component”). On the pricing date, the EURO STOXX 50® Index was given an initial weight of 40.00%, each of the FTSE® 100 Index and the Nikkei Stock Average Index was given an initial weight of 20.00%, each of the Swiss Market Index® and the S&P/ASX 200 Index was given an initial weight of 7.50% and the Hang Seng® Index was given an initial weight of 5.00%.

The economic terms of the notes (including the Capped Value and Threshold Value) are based on our internal funding rate, which is the rate we would pay to borrow funds through the issuance of market-linked notes, and the economic terms of certain related hedging arrangements. Our internal funding rate is typically lower than the rate we would pay when we issue conventional fixed rate debt securities. This difference in funding rate, as well as the underwriting discount and the hedging related charge described below, reduced the economic terms of the notes to you and the initial estimated value of the notes on the pricing date. Due to these factors, the public offering price you pay to purchase the notes is greater than the initial estimated value of the notes.

On the cover page of this term sheet, we have provided the initial estimated value for the notes. This estimated value was determined by reference to our internal pricing models, which take into consideration certain factors, such as our internal funding rate on the pricing date and our assumptions about market parameters. For more information about the initial estimated value and the structuring of the notes, see “Structuring the Notes” on page TS-28.

Terms of the Notes

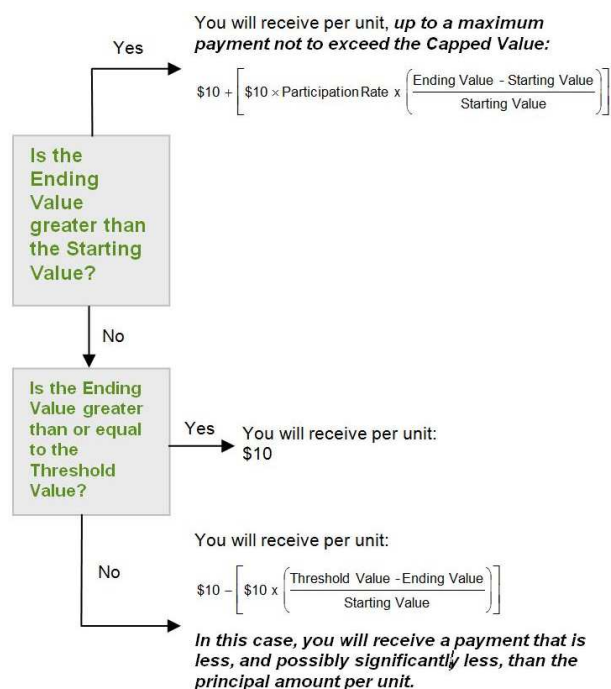
Issuer:	The Bank of Nova Scotia (“BNS”)
Principal Amount:	\$10.00 per unit
Term:	Approximately two years
Market Measure:	An international equity index basket comprised of the EURO STOXX 50® Index (Bloomberg symbol: “SX5E”), the FTSE® 100 Index (Bloomberg symbol: “UKX”), the Nikkei Stock Average Index (Bloomberg

Redemption Amount Determination

On the maturity date, you will receive a cash payment per unit determined as follows:

Starting Value:	100.00
Ending Value:	The average of the closing levels of the Market Measure on each calculation day occurring during the Maturity Valuation Period. The scheduled calculation days are subject to postponement in the event of Market Disruption Events, as described beginning on page PS-19 of product prospectus supplement EQUITY INDICES LIRN-1.
Threshold Value:	90.00 (90.00% of the Starting Value).
Participation Rate:	200.00%
Capped Value:	\$12.107 per unit, which represents a return of 21.07% over the principal amount.
Maturity Valuation Period:	April 14, 2022, April 15, 2022, April 20, 2022, April 21, 2022 and April 22, 2022
Fees and Charges:	The underwriting discount of \$0.20 per unit listed on the cover page and the hedging related charge of \$0.075 per unit described in "Structuring the Notes" on page TS-28.
Calculation Agent:	BofA Securities, Inc. ("BofAS").

symbol: "NKY"), the Swiss Market Index® (Bloomberg symbol: "SMI"), the S&P/ASX 200 Index (Bloomberg symbol: "AS51") and the Hang Seng® Index (Bloomberg symbol: "HSI"). Each Basket Component is a price return index.



Capped Leveraged Index Return Notes®

Linked to an International Equity Index Basket, due April 28, 2022

The terms and risks of the notes are contained in this term sheet and in the following:

- ? Product prospectus supplement EQUITY INDICES LIRN-1 dated December 26, 2018:
<https://www.sec.gov/Archives/edgar/data/9631/000091412118002477/bn50676782-424b2.htm>
- ? Prospectus supplement dated December 26, 2018:
<https://www.sec.gov/Archives/edgar/data/9631/000091412118002473/bn50676984-424b3.htm>
- ? Prospectus dated December 26, 2018:
<https://www.sec.gov/Archives/edgar/data/9631/000119312518357537/d677731d424b3.htm>

As a result of the completion of the reorganization of Bank of America's U.S. broker-dealer business, references to Merrill Lynch, Pierce, Fenner & Smith Incorporated ("MLPF&S") in the accompanying product prospectus supplement EQUITY INDICES LIRN-1, as such references relate to MLPF&S's institutional services, should be read as references to BofAS.

These documents (together, the "Note Prospectus") have been filed as part of a registration statement with the SEC, which may, without cost, be accessed on the SEC website as indicated above or obtained from MLPF&S or BofAS by calling 1-800-294-1322.

Before you invest, you should read the Note Prospectus, including this term sheet, for information about us and this offering. Any prior or contemporaneous oral statements and any other written materials you may have received are superseded by the Note Prospectus. Capitalized terms used but not defined in this term sheet have the meanings set forth in product prospectus supplement EQUITY INDICES LIRN-1. Unless otherwise indicated or unless the context requires otherwise, all references in this document to “we,” “us,” “our,” or similar references are to BNS.

Investor Considerations

You may wish to consider an investment in the notes if:

- ? You anticipate that the Basket will increase moderately from the Starting Value to the Ending Value.
- ? You are willing to risk a substantial loss of principal if the Basket decreases from the Starting Value to an Ending Value that is below the Threshold Value.
- ? You accept that the return on the notes will be capped.
- ? You are willing to forgo the interest payments that are paid on conventional interest bearing debt securities.
- ? You are willing to forgo dividends or other benefits of owning the stocks included in the Basket Components.
- ? You are willing to accept a limited or no market for sales prior to maturity, and understand that the market prices for the notes, if any, will be affected by various factors, including our actual and perceived creditworthiness, our internal funding rate and fees and charges on the notes.
- ? You are willing to assume our credit risk, as issuer of the notes, for all payments under the notes, including the Redemption Amount.

The notes may not be an appropriate investment for you if:

- ? You believe that the Basket will decrease from the Starting Value to the Ending Value or that it will not increase sufficiently over the term of the notes to provide you with your desired return.
- ? You seek 100% principal repayment or preservation of capital.
- ? You seek an uncapped return on your investment.
- ? You seek interest payments or other current income on your investment.
- ? You want to receive dividends or other distributions paid on the stocks included in the Basket Components.
- ? You seek an investment for which there will be a liquid secondary market.
- ? You are unwilling or are unable to take market risk on the notes or to take our credit risk as issuer of the notes.

We urge you to consult your investment, legal, tax, accounting, and other advisors before you invest in the notes.

Capped Leveraged Index Return Notes®

TS-3

Capped Leveraged Index Return Notes®

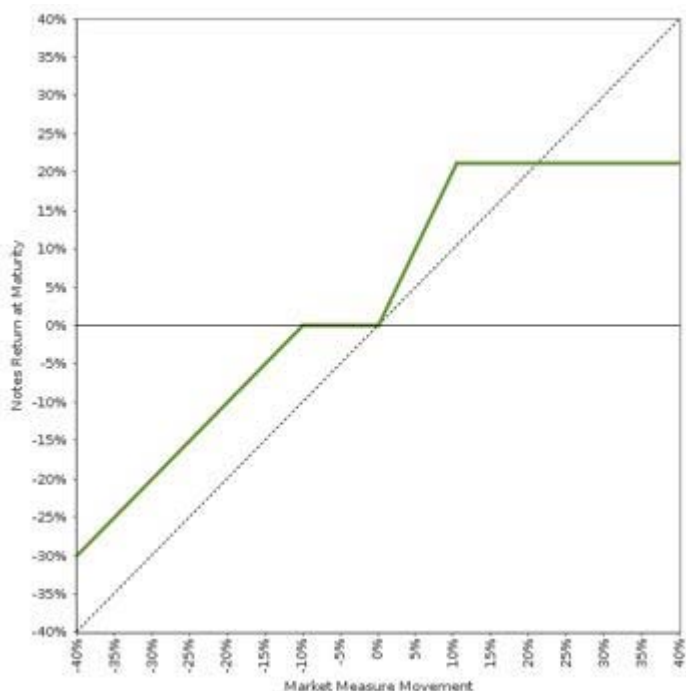
Linked to an International Equity Index Basket, due April 28, 2022

Hypothetical Payout Profile and Examples of Payments at Maturity

Capped Leveraged Index Return Notes®

This graph reflects the returns on the notes, based on the Participation Rate of 200.00%, the Threshold Value of 90.00% of the Starting Value and the Capped Value of \$12.107 per unit. The green line reflects the returns on the notes, while the dotted gray line reflects the returns of a direct investment in the stocks included in the Basket Components, excluding dividends.

This graph has been prepared for purposes of illustration only.



The following table and examples are for purposes of illustration only. They are based on **hypothetical** values and show **hypothetical** returns on the notes. They illustrate the calculation of the Redemption Amount and total rate of return based on the Starting Value of 100.00, the Participation Rate of 200.00%, the Threshold Value of 90.00, the Capped Value of \$12.107 per unit and a range of hypothetical Ending Values. **The actual amount you receive and the resulting total rate of return will depend on the actual Ending Value and whether you hold the notes to maturity.** The following examples do not take into account any tax consequences from investing in the notes.

For recent **hypothetical** levels of the Basket, see “The Basket” section below. For recent actual levels of the Basket Components, see the “Basket Component” section below. Each Basket Component is a price return index and as such the Ending Value will not include any income generated by dividends paid on the stocks included in any of the Basket Components, which you would otherwise be entitled to receive if you invested in those stocks directly. In addition, all payments on the notes are subject to issuer credit risk.

Ending Value	Percentage Change from the Starting Value to the Ending Value	Redemption Amount per Unit(1)	Total Rate of Return on the Notes
0.00	-100.00%	\$1.000	-90.00%
50.00	-50.00%	\$6.000	-40.00%
80.00	-20.00%	\$9.000	-10.00%
90.00(1)	-10.00%	\$10.000	0.00%
95.00	-5.00%	\$10.000	0.00%
97.00	-3.00%	\$10.000	0.00%
100.00(2)	0.00%	\$10.000	0.00%
102.00	2.00%	\$10.400	4.00%
105.00	5.00%	\$11.000	10.00%
110.00	10.00%	\$12.000	20.00%
110.54	10.54%	\$12.107(3)	21.07%
120.00	20.00%	\$12.107	21.07%
130.00	30.00%	\$12.107	21.07%
140.00	40.00%	\$12.107	21.07%
150.00	50.00%	\$12.107	21.07%
160.00	60.00%	\$12.107	21.07%

(1) This is the Threshold Value.

(2) The Starting Value was set to 100.00 on the pricing date.

(3) The Redemption Amount per unit cannot exceed the Capped Value.

Capped Leveraged Index Return Notes®

Linked to an International Equity Index Basket, due April 28, 2022

Redemption Amount Calculation Examples

Example 1

The Ending Value is 50.00, or 50.00% of the Starting Value:

Starting Value:	100.00
Threshold Value:	90.00
Ending Value:	50.00

$$\$10 - \left[\$10 \times \left(\frac{90 - 50}{100} \right) \right] = \$6.00 \quad \text{Redemption Amount per unit}$$

Example 2

The Ending Value is 95.00, or 95.00% of the Starting Value:

Starting Value:	100.00
Threshold Value:	90.00
Ending Value:	95.00

Redemption Amount (per unit) = **\$10.00**, the principal amount, since the Ending Value is less than the Starting Value but equal to or greater than the Threshold Value.

Example 3

The Ending Value is 105.00, or 105.00% of the Starting Value:

Starting Value:	100.00
Ending Value:	105.00

$$\$10 + \left[\$10 \times 200.00\% \times \left(\frac{105 - 100}{100} \right) \right] = \$11.00 \quad \text{Redemption Amount per unit}$$

Example 4

The Ending Value is 160.00, or 160.00% of the Starting Value:

Starting Value:	100.00
Ending Value:	160.00

$$\$10 + \left[\$10 \times 200.00\% \times \left(\frac{160 - 100}{100} \right) \right] = \$22.00$$

however, because the Redemption Amount for the notes cannot exceed the Capped Value, the Redemption Amount will be \$12.107 per unit

Capped Leveraged Index Return Notes®

Linked to an International Equity Index Basket, due April 28, 2022

Risk Factors

There are important differences between the notes and a conventional debt security. An investment in the notes involves significant risks, including those listed below. You should carefully review the more detailed explanation of risks relating to the notes in the "Risk Factors" sections beginning on page PS-6 of product prospectus supplement EQUITY INDICES LIRN-1, page S-2 of the prospectus supplement, and page 5 of the prospectus identified above. We also urge you to consult your investment, legal, tax, accounting, and other advisors before you invest in the notes.

- ? Depending on the performance of the Basket as measured shortly before the maturity date, your investment may result in a loss; there is no guaranteed return of principal.
- ? Your return on the notes may be less than the yield you could earn by owning a conventional fixed or floating rate debt security of comparable maturity.
- ? Payments on the notes are subject to our credit risk, and actual or perceived changes in our creditworthiness are expected to affect the value of the notes. If we become insolvent or are unable to pay our obligations, you may lose your entire investment.
- ? Your investment return is limited to the return represented by the Capped Value and may be less than a comparable investment directly in the stocks included in the Basket Components.
- ? Our initial estimated value of the notes is lower than the public offering price of the notes. Our initial estimated value of the notes is only an estimate. The public offering price of the notes exceeds our initial estimated value because it includes costs associated with selling and structuring the notes, as well as hedging our obligations under the notes with a third party, which may include BofAS or one of its affiliates. These costs include the underwriting discount and an expected hedging related charge, as further described in "Structuring the Notes" on page TS-28.
- ? Our initial estimated value of the notes does not represent future values of the notes and may differ from others' estimates. Our initial estimated value of the notes is determined by reference to our internal pricing models when the terms of the notes are set. These pricing models consider certain factors, such as our internal funding rate on the pricing date, the expected term of the notes, market conditions and other relevant factors existing at that time, and our assumptions about market parameters, which can include volatility, dividend rates, interest rates and other factors. Different pricing models and assumptions could provide valuations for the notes that are different from our initial estimated value. In addition, market conditions and other relevant factors in the future may change, and any of our assumptions may prove to be incorrect. On future dates, the market value of the notes could change significantly based on, among other things, the performance of the Basket, changes in market conditions, our creditworthiness, interest rate movements and other relevant factors. These factors, together with various credit, market and economic factors over the term of the notes, are expected to reduce the price at which you may be able to sell the notes in any secondary market and will affect the value of the notes in complex and unpredictable ways. Our initial estimated value does not represent a minimum price at which we or any agents would be willing to buy your notes in any secondary market (if any exists) at any time.
- ? Our initial estimated value is not determined by reference to credit spreads or the borrowing rate we would pay for our conventional fixed-rate debt securities. The internal funding rate used in the determination of our initial estimated value of the notes generally represents a discount from the credit spreads for our conventional fixed-rate debt securities and the borrowing rate we would pay for our conventional fixed-rate debt securities. If we were to use the interest rate implied by the credit spreads for our conventional fixed-rate debt securities, or the borrowing rate we would pay for our conventional fixed-rate debt securities, we would expect the economic terms of the notes to be more favorable to you. Consequently, our use of an internal funding rate for the notes would have an adverse effect on the economic terms of the notes, the initial estimated value of the notes on the pricing date, and the price at which you may be able to sell the notes in any secondary market.
- ? A trading market is not expected to develop for the notes. None of us, MLPF&S or BofAS is obligated to make a market for, or to repurchase, the notes. There is no assurance that any party will be willing to purchase your notes at any price in any secondary market.
- ? Our business, hedging and trading activities, and those of MLPF&S, BofAS and our respective affiliates (including trades in shares of companies included in the Basket Components), and any hedging and trading activities we, MLPF&S, BofAS or our respective affiliates engage in for our clients' accounts, may affect the market value and return of the notes and may create conflicts of interest with you.
- ? Changes in the level of one of the Basket Components may be offset by changes in the levels of the other Basket Components. Due to the different Initial Component Weights (as defined in "The Basket" section below), changes in the levels of some Basket Components will have a more substantial impact on the value of the Basket than similar changes in the levels of the other Basket Components.
- ? An Index sponsor (as defined below) may adjust the relevant Basket Component in a way that may adversely affect its level and your interests, and has no obligation to consider your interests.
- ? You will have no rights of a holder of the securities included in the Basket Components or of a holder with a short position directly in the Basket Components (or the securities included in the Basket Components), and you will not be entitled to receive securities or dividends or other distributions by the issuers of the securities included in the Basket Components.

Capped Leveraged Index Return Notes®

Linked to an International Equity Index Basket, due April 28, 2022

- ? While we, MLPF&S, BofAS or our respective affiliates may from time to time own securities of companies included in the Basket Components, we, MLPF&S, BofAS and our respective affiliates do not control any company included in the Basket Components, and have not verified any disclosure made by any other company.
- ? Your return on the notes may be affected by factors affecting the international securities markets, specifically changes in the countries represented by the Basket Components. In addition, you will not obtain the benefit of any increase in the value of the currencies in which the securities in the Basket Components trade against the U.S. dollar which you would have received if you had owned the securities in the Basket Components during the term of your notes, although the value of the Basket may be adversely affected by general exchange rate movements in the market.
- ? There may be potential conflicts of interest involving the calculation agent, which is BofAS. We have the right to appoint and remove the calculation agent.
- ? The U.S. federal income tax consequences of the notes are uncertain, and may be adverse to a holder of the notes. See “Summary of U.S. Federal Income Tax Consequences” below.
- ? The conclusion that no portion of the interest paid or credited or deemed to be paid or credited on a note will be “Participating Debt Interest” subject to Canadian withholding tax is based in part on the current published administrative position of the CRA. There cannot be any assurance that CRA’s current published administrative practice will not be subject to change, including potential expansion in the current administrative interpretation of Participating Debt Interest subject to Canadian withholding tax. If, at any time, the interest paid or credited or deemed to be paid or credited on a note is subject to Canadian withholding tax, you will receive an amount that is less than the Redemption Amount. You should consult your own adviser as to the potential for such withholding and the potential for reduction or refund of part or all of such withholding, including under any bilateral Canadian tax treaty the benefits of which you may be entitled. For a discussion of the Canadian federal income tax consequences of investing in the notes, see “Summary of Canadian Federal Income Tax Consequences” below, “Canadian Taxation—Debt Securities” on page 62 of the prospectus dated December 26, 2018, and “Supplemental Discussion of Canadian Federal Income Tax Consequences” on page PS-27 of product prospectus supplement EQUITY INDICES LIRN-1.

Additional Risk Factors

The COVID-19 virus may have an adverse impact on BNS

On 11 March 2020, the World Health Organization declared the outbreak of a strain of novel coronavirus disease, COVID-19, a global pandemic. Governments in affected areas have imposed a number of measures designed to contain the outbreak, including business closures, travel restrictions, quarantines and cancellations of gatherings and events. The spread of COVID-19 has had disruptive effects in countries in which BNS operates and the global economy more widely, as well as causing increased volatility and declines in financial markets. If the pandemic is prolonged, or further diseases emerge that give rise to similar effects, the adverse impact on the global economy could deepen and result in further declines in financial markets. A substantial amount of BNS’s business involves making loans or otherwise committing resources to specific companies, industries or countries. The COVID-19 pandemic’s impact on such borrowers, industries and countries could have a material adverse effect on BNS’s financial results, businesses, financial condition or liquidity. The COVID-19 pandemic may also result in disruption to BNS’s key suppliers of goods and services and result in increased unavailability of staff adversely impacting the quality and continuity of service to customers and the reputation of BNS. As a result the business, results of operations, corporate reputation and financial condition of BNS could be adversely impacted for a substantial period of time.

Other Terms of the Notes

Market Measure Business Day

The following definition shall supersede and replace the definition of a “Market Measure Business Day” set forth in product prospectus supplement EQUITY INDICES LIRN-1:

A “Market Measure Business Day” means a day on which:

- (A) each of the Eurex (as to the EURO STOXX 50® Index), the London Stock Exchange (as to the FTSE® 100 Index), the

Tokyo Stock Exchange (as to the Nikkei Stock Average Index), the SIX Swiss Exchange (as to the Swiss Market Index®), the Australian Stock Exchange (as to the S&P/ASX 200 Index) and the Stock Exchange of Hong Kong (as to the Hang Seng® Index) (or any successor to the foregoing exchanges) are open for trading; and

(B) the Basket Components or any successors thereto are calculated and published.

Capped Leveraged Index Return Notes®

Linked to an International Equity Index Basket, due April 28, 2022

The Basket

The Basket is designed to allow investors to participate in the percentage changes in the levels of the Basket Components from the Starting Value to the Ending Value of the Basket. The Basket Components are described in the section “The Basket Components” below. Each Basket Component was assigned an initial weight on the pricing date, as set forth in the table below.

For more information on the calculation of the value of the Basket, please see the section entitled “Description of the LIRNs—Basket Market Measures” beginning on page PS-21 of product prospectus supplement EQUITY INDICES LIRN-1.

On the pricing date, for each Basket Component, the Initial Component Weight, the closing level, the Component Ratio and the initial contribution to the Basket value were as follows:

Basket Component	Bloomberg Symbol	Initial Component Weight	Closing Level(1)	Component Ratio(2)	Initial Basket Value Contribution
EURO STOXX 50® Index	SX5E	40.00%	2,852.46	0.01402298	40.00
FTSE® 100 Index	UKX	20.00%	5,826.61	0.00343253	20.00
Nikkei Stock Average Index	NKY	20.00%	19,429.44	0.00102937	20.00
Swiss Market Index®	SMI	7.50%	9,625.48	0.00077918	7.50
S&P/ASX 200 Index	AS51	7.50%	5,217.112	0.00143758	7.50
Hang Seng® Index	HSI	5.00%	23,977.32	0.00020853	5.00
Starting Value					100.00

(1) These were the closing levels of the Basket Components on the pricing date.

(2) Each Component Ratio equals the Initial Component Weight of the relevant Basket Component (as a percentage) multiplied by 100.00, and then divided by the closing level of that Basket Component on the pricing date and rounded to eight decimal places.

The calculation agent will calculate the value of the Basket on each calculation day during the Maturity Valuation Period by summing the products of the closing level for each Basket Component on such calculation day and the Component Ratio applicable to such Basket Component. If a Market Disruption Event occurs as to any Basket Component on any scheduled calculation day, the closing level of that Basket Component will be determined as more fully described beginning on page PS-23 of product prospectus supplement EQUITY INDICES LIRN-1 in the section “Description of LIRNs—Ending Value of the Basket”.

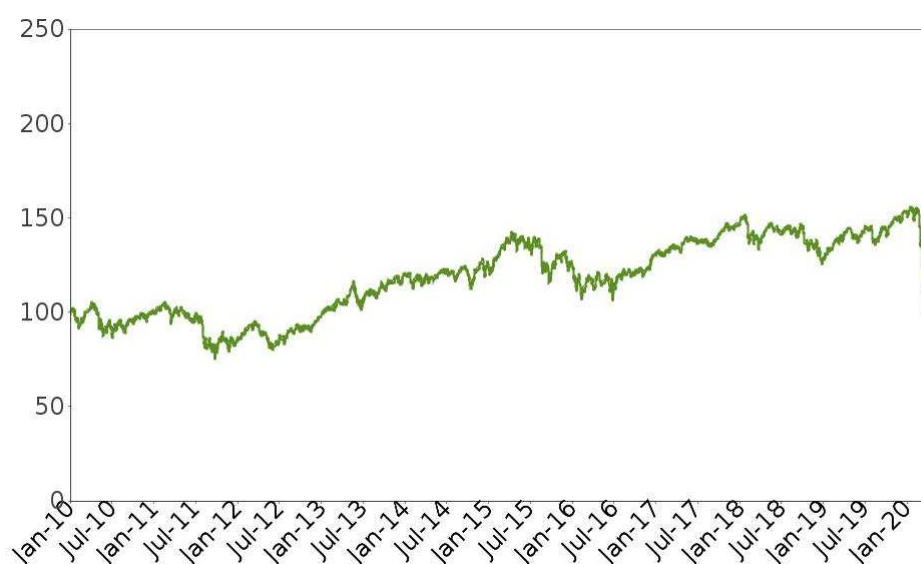
Capped Leveraged Index Return Notes®

Linked to an International Equity Index Basket, due April 28, 2022

While actual historical information on the Basket did not exist before the pricing date, the following graph sets forth the

hypothetical historical performance of the Basket from January 1, 2010 through April 23, 2020. The graph is based upon actual daily historical levels of the Basket Components, hypothetical Component Ratios based on the closing levels of the Basket Components as of December 31, 2009, and a Basket value of 100.00 as of that date. This hypothetical historical data on the Basket is not necessarily indicative of the future performance of the Basket or what the value of the notes may be. Any hypothetical historical upward or downward trend in the value of the Basket during any period set forth below is not an indication that the value of the Basket is more or less likely to increase or decrease at any time over the term of the notes.

Hypothetical Historical Performance of the Basket



Capped Leveraged Index Return Notes®

Linked to an International Equity Index Basket, due April 28, 2022

The Basket Components

All disclosures contained in this term sheet regarding the Basket Components, including, without limitation, their make-up, method of calculation, and changes in their components, have been derived from publicly available sources. The information reflects the policies of, and is subject to change by each of STOXX Limited ("STOXX") with respect to the EURO STOXX 50® Index (the "SX5E"), FTSE International Limited ("FTSE") with respect to the FTSE® 100 Index (the "UKX"), Nikkei Inc. ("Nikkei") with respect to the Nikkei 225 Index (the "NKY"), S&P Dow Jones Indices LLC ("S&P"), a division of S&P Global, with respect to the S&P/ASX 200 Index (the "AS51"), the Geneva, Zurich, SIX Group Ltd., certain of its subsidiaries, and the Management Committee of the SIX Swiss Exchange (the "SIX Exchange"), with respect to the Swiss Market Index® (the "SMI"), and Hang Seng Indexes Company Limited ("HSIL") with respect to the Hang Seng® Index (the "HSI") (STOXX, FTSE, Nikkei, S&P, Six Exchange and HSIL together, the "Index sponsors"). The Index sponsors have no obligation to continue to publish, and may discontinue or suspend the publication of any Basket Component at any time. The consequences of any Index sponsor discontinuing publication of a Basket Component are discussed in the section entitled "Description of LIRNs—Discontinuance of an Index" beginning on page PS-20 of product prospectus supplement EQUITY INDICES LIRN-1. None of us, the calculation agent, MLPF&S or BofAS accepts any responsibility for the calculation, maintenance or publication of any Basket Component or any successor index.

The EURO STOXX 50® Index

The SX5E is a capitalization-weighted index of 50 European blue-chip stocks in 11 Eurozone countries. Publication of the SX5E began on February 26, 1998, based on an initial index value of 1,000 at December 31, 1991. The level of the SX5E is disseminated on, and additional information about the SX5E is published on, the STOXX website. Information contained in the STOXX website is not incorporated by reference in, and should not be considered a part of, this term sheet.

As of February 28, 2020, the top ten industry sectors which comprise the SX5E represent the following weights in the SX5E: Technology (11.5%), Personal & Household Goods (11.4%), Industrial Goods & Services (10.8%), Health Care (10.3%), Banks (9.5%), Chemicals (8.5%), Insurance (6.6%), Utilities (6.2%), Oil & Gas (5.5%) and Telecommunications (4.1%). As of February 28, 2020, the eight countries which comprise the SX5E represent the following weights therein: France (38.8%), Germany (31.7%), Netherlands (11.2%), Spain (9.5%), Italy (5.2%), Belgium (1.8%), Ireland (1.0%) and Finland (0.8%).

Index Composition and Maintenance

For each of the 19 EURO STOXX regional supersector indices, the stocks are ranked in terms of free-float market capitalization. The largest stocks are added to the selection list until the coverage is close to, but still less than, 60% of the free-float market capitalization of the corresponding supersector index. If the next highest-ranked stock brings the coverage closer to 60% in absolute terms, then it is also added to the selection list. All current stocks in the SX5E are then added to the selection list. All of the stocks on the selection list are then ranked in terms of free-float market capitalization to produce the final index selection list. The largest 40 stocks on the selection list are selected; the remaining 10 stocks are selected from the largest remaining current stocks ranked between 41 and 60; if the number of stocks selected is still below 50, then the largest remaining stocks are selected until there are 50 stocks. In exceptional cases, STOXX's management board can add stocks to and remove them from the selection list.

The SX5E components are subject to a capped maximum index weight of 10%, which is applied on a quarterly basis.

The composition of the SX5E is reviewed annually, based on the closing stock data on the last trading day in August. Changes in the composition of the SX5E are made to ensure that the SX5E includes the 50 market sector leaders from within the SX5E.

The SX5E is subject to a "fast exit rule." The SX5E components are monitored for any changes based on the monthly selection list ranking. A stock is deleted from the SX5E if: (a) it ranks 75 or below on the monthly selection list and (b) it ranked 75 or below on the selection list of the previous month. The highest-ranked stock that is not an SX5E component will replace it. Changes will be implemented on the close of the fifth trading day of the month, and are effective the next trading day.

The SX5E is also subject to a "fast entry rule." All stocks on the latest selection lists and initial public offering (IPO) stocks are reviewed for a fast-track addition on a quarterly basis. A stock is added, if (a) it qualifies for the latest STOXX blue-chip selection list generated at the end of February, May, August or November and (b) it ranks within the "lower buffer" (ranks 1-25) on this selection list.

The SX5E is also reviewed on an ongoing basis. Corporate actions (including initial public offerings, mergers and takeovers, spin-offs, delistings, and bankruptcy) that affect the SX5E composition are immediately reviewed. Any changes are announced, implemented, and effective in line with the type of corporate action and the magnitude of the effect.

Index Calculation

The SX5E is calculated with the "Laspeyres formula," which measures the aggregate price changes in the component stocks against a fixed base quantity weight. The formula for calculating the SX5E value can be expressed as follows:

$$\text{Index} = \frac{\text{free float market capitalization of the Index at the time}}{\text{divisor of the Index at the time}}$$

The "free float market capitalization of the Index" is equal to the sum of the products of the closing price, number of shares, free float factor, and weighting cap factor for the component company as of the time that the SX5E is being calculated.

Capped Leveraged Index Return Notes®

TS-10

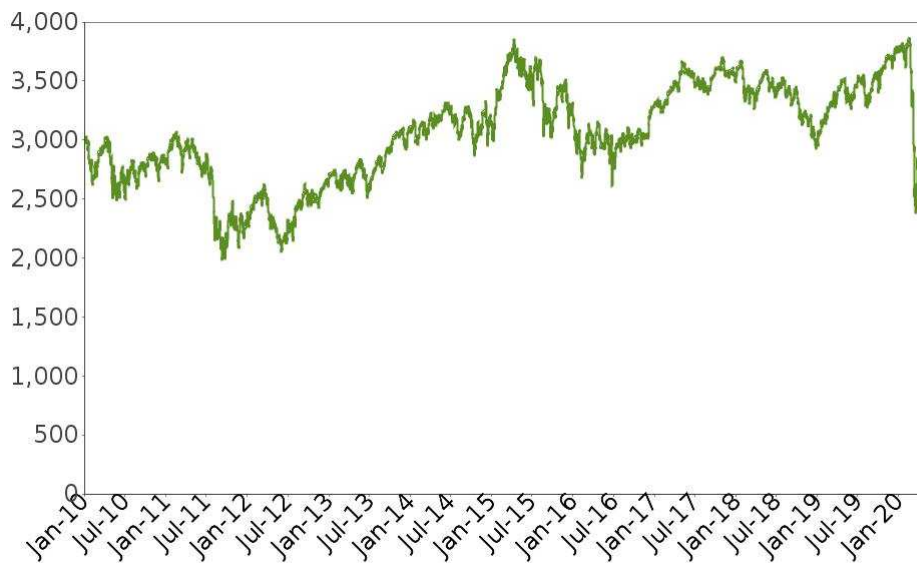
Capped Leveraged Index Return Notes®

Linked to an International Equity Index Basket, due April 28, 2022

The SX5E is calculated using a divisor that helps to maintain the continuity of the SX5E's value so that corporate actions do not artificially increase or decrease the level of the SX5E. The divisor of the SX5E is adjusted to maintain the continuity of the SX5E's values across changes due to corporate actions, such as cash dividends, rights offerings, stock dividends from treasury shares, repurchases of shares and self-tender, and spin-offs.

The following graph shows the daily historical performance of the SX5E in the period from January 1, 2010 through April 23, 2020. We obtained this historical data from Bloomberg L.P. We have not independently verified the accuracy or completeness of the information obtained from Bloomberg L.P. On the pricing date, the closing level of the SX5E was 2,852.46.

Historical Performance of the EURO STOXX 50 Index



This historical data on the SX5E is not necessarily indicative of the future performance of the SX5E or what the value of the notes may be. Any historical upward or downward trend in the level of the SX5E during any period set forth above is not an indication that the level of the SX5E is more or less likely to increase or decrease at any time over the term of the notes.

Before investing in the notes, you should consult publicly available sources for the levels of the SX5E.

Capped Leveraged Index Return Notes®

TS-11

Capped Leveraged Index Return Notes®

Linked to an International Equity Index Basket, due April 28, 2022

License Agreement

BNS has entered into a non-exclusive license agreement with STOXX, which grants BNS a license in exchange for a fee to use the SX5E in connection with the issuance of certain securities, including the notes.

STOXX, Deutsche Börse Group and their licensors, research partners or data providers have no relationship to BNS, other than the licensing of the SX5E and the related trademarks for use in connection with the notes.

STOXX, Deutsche Börse Group and their licensors, research partners or data providers do not:

- ? sponsor, endorse, sell or promote the notes;
- ? recommend that any person invest in the notes or any other financial products;
- ? have any responsibility or liability for or make any decisions about the timing, amount or pricing of the notes;
- ? have any responsibility or liability for the administration, management or marketing of the notes; and
- ? consider the needs of the notes or the owners of the notes in determining, composing or calculating the SX5E or have any obligation to do so.

STOXX, Deutsche Börse Group and their licensors, research partners or data providers give no warranty, and exclude any liability (whether in negligence or otherwise) in connection with the notes or their performance.

STOXX does not assume any contractual relationship with the purchasers of the notes or any third parties.

Specifically,

- ? The Sponsor, Deutsche Börse Group and their licensors, research partners or data providers do not make any

warranty, express or implied and disclaim any and all warranty about:

- ? the results to be obtained by the notes, the owner of the notes or any other person in connection with the use of the SX5E and the data included in the SX5E;
- ? the accuracy, timeliness, and completeness of the SX5E or its data;
- ? the merchantability and the fitness for a particular purpose or use of the SX5E or its data; and
- ? the performance of the notes generally.
- ? STOXX, Deutsche Börse Group and their licensors, research partners or data providers give no warranty and exclude any liability, for any errors, omissions or interruptions in the SX5E or its data; and
- ? under no circumstances will Deutsche Börse Group and their licensors, research partners or data providers be liable (whether in negligence or otherwise) for any lost profits or indirect, punitive, special or consequential damages or losses, arising as a result of such errors, omissions or interruptions in the SX5E or its data or generally in relation to the notes, even in circumstances where the Sponsor Deutsche Börse Group and their licensors, research partners or data providers are aware that such loss or damage may occur.

Capped Leveraged Index Return Notes®

TS-12

Capped Leveraged Index Return Notes®

Linked to an International Equity Index Basket, due April 28, 2022

The FTSE® 100 Index

The UKX is a market-capitalization weighted index calculated, published and disseminated by FTSE, an independent company wholly owned by the London Stock Exchange Group (the “LSE”). The UKX is designed to measure the composite performance of the 100 largest UK domiciled blue chip companies that pass screening for size and liquidity traded on the LSE. The UKX was launched on January 3, 1984 and has a base date of December 30, 1983. The UKX is reported by Bloomberg under the ticker symbol “UKX.”

The UKX is calculated by (i) multiplying the per share price of each stock included in the UKX by the number of outstanding shares and by the free float factor applicable to such stock, (ii) calculating the sum of all these products (such sum referred to hereinafter as the “FTSE Aggregate Market Value”) as of the starting date of the UKX and (iii) dividing the FTSE Aggregate Market Value by a divisor which represents the total issued share capital of the UKX on the base date and which can be adjusted to allow changes in the issued share capital of individual underlying stocks (including the deletion and addition of stocks, the substitution of stocks, stock dividends and stock splits) to be made without distorting the UKX. Because of such capitalization weighting, movements in share prices of companies with relatively larger market capitalization will have a greater effect on the level of the entire UKX than will movements in share prices of companies with relatively smaller market capitalization.

The 100 stocks included in the UKX (the “FTSE 100 Index Underlying Stocks”) were selected from a reference group of stocks trading on the LSE which were selected by excluding certain stocks that have low liquidity based on public float, accuracy and reliability of prices, size and number of trading days. The FTSE 100 Index Underlying Stocks were selected from this reference group by selecting 100 stocks with the largest market value. A list of the issuers of the FTSE 100 Index Underlying Stocks is available from FTSE. The UKX is reviewed quarterly by the FTSE Europe/Middle East/Africa Regional Committee (the “Committee”) in order to maintain continuity in the level. The FTSE 100 Index Underlying Stocks may be replaced, if necessary, in accordance with deletion/addition rules which provide generally for the removal and replacement of a stock from the UKX if such stock is delisted or its issuer is subject to a takeover offer that has been declared unconditional or it has ceased to be a viable component of the UKX. To maintain continuity, a stock will be added at the quarterly review if it has risen to 90th place or above and a stock will be deleted if at the quarterly review it has fallen to 111th place or below, in each case ranked on the basis of market value.

Capped Leveraged Index Return Notes®

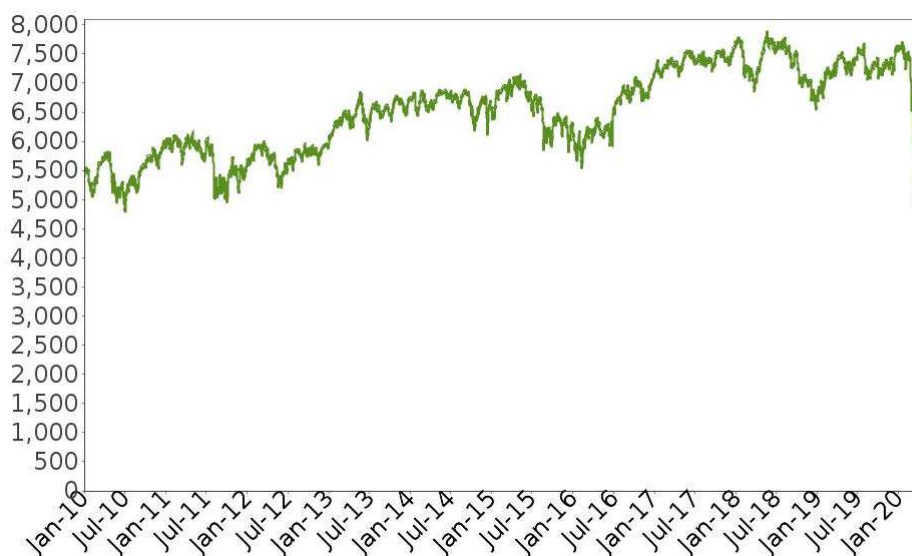
TS-13

Capped Leveraged Index Return Notes®

Linked to an International Equity Index Basket, due April 28, 2022

The following graph shows the daily historical performance of the UKX in the period from January 1, 2010 through April 23, 2020. We obtained this historical data from Bloomberg L.P. We have not independently verified the accuracy or completeness of the information obtained from Bloomberg L.P. On the pricing date, the closing level of the UKX was 5,826.61.

Historical Performance of the FTSE® 100 Index



This historical data on the UKX is not necessarily indicative of the future performance of the UKX or what the value of the notes may be. Any historical upward or downward trend in the level of the UKX during any period set forth above is not an indication that the level of the UKX is more or less likely to increase or decrease at any time over the term of the notes.

Before investing in the notes, you should consult publicly available sources for the levels of the UKX.

License Agreement

BNS has entered into a non-exclusive license agreement with FTSE, whereby BNS and its affiliates and subsidiary companies and certain of its affiliates, in exchange for a fee, will be permitted to use the UKX, which is owned and published by FTSE, in connection with certain products, including the notes.

Neither FTSE nor the LSE makes any representation or warranty, express or implied, to the owners of the notes or any member of the public regarding the advisability of investing in structured products generally or in the notes particularly, or the ability of the UKX to track general stock market performance. FTSE and the LSE's only relationship with BNS is the licensing of certain trademarks and trade names of FTSE, respectively, without regard to us or the notes. FTSE and the LSE have no obligation to take the needs of us or the holders of the notes into consideration in determining, composing or calculating the UKX. Neither FTSE nor the LSE is responsible for and has not participated in the determination of the timing, price or quantity of the notes to be issued or in the determination or calculation of the amount due at maturity of the notes. Neither FTSE nor the LSE has any obligation or liability in connection with the administration, marketing or trading of the notes.

The notes are not in any way sponsored, endorsed, sold or promoted by FTSE or the LSE, and neither FTSE nor the LSE makes any claim, prediction, warranty or representation whatsoever, expressly or impliedly, either as to the results to be obtained from the use of the UKX and/or the figure at which the said component stands at any particular time on any particular day or otherwise, or the suitability of the UKX for the purpose to which it is being put in connection with the notes. The UKX is compiled and calculated by FTSE. However, neither FTSE nor the LSE shall be liable (whether in negligence or otherwise) to any person for any error in the UKX and neither FTSE nor the LSE shall be under any obligation to advise any person of any error therein.

"FTSE®," "FTSETM," "FT-SE®" and "Footsie®" are trade marks of the London Stock Exchange Group companies and are used by FTSE International Limited under license. "All-World," "All-Share" and "All-Small" are trade marks of FTSE International Limited.

Capped Leveraged Index Return Notes®

Linked to an International Equity Index Basket, due April 28, 2022

The Nikkei Stock Average Index

The NKY is a stock index that measures the composite price performance of selected Japanese stocks. The NKY is based on 225 underlying stocks (the “Nikkei Underlying Stocks”) trading on the Tokyo Stock Exchange (“TSE”), representing a broad cross-section of Japanese industries. All 225 Nikkei Underlying Stocks are stocks listed in the First Section of the TSE. Stocks listed in the First Section of the TSE are among the most actively traded stocks on the TSE. Nikkei’s rules require that the 75 most liquid issues (one-third of the component count of the NKY) be included in the NKY. Nikkei first calculated and published the NKY in 1970; prior to 1970, the TSE calculated the NKY. The NKY is reported by Bloomberg under the ticker symbol “NKY.”

The 225 companies included in the NKY are divided into six sector categories: Technology, Financials, Consumer Goods, Materials, Capital Goods/Others and Transportation and Utilities. These six sector categories are further divided into 36 industrial classifications as follows:

- ? Technology — Pharmaceuticals, Electrical Machinery, Automobiles, Precision Machinery, Telecommunications;
- ? Financials — Banks, Miscellaneous Finance, Securities, Insurance;
- ? Consumer Goods — Marine Products, Food, Retail, Services;
- ? Materials — Mining, Textiles, Paper and Pulp, Chemicals, Oil, Rubber, Ceramics, Steel, Nonferrous Metals, Trading Houses;
- ? Capital Goods/Others — Construction, Machinery, Shipbuilding, Transportation Equipment, Miscellaneous Manufacturing, Real Estate; and
- ? Transportation and Utilities — Railroads and Buses, Trucking, Shipping, Airlines, Warehousing, Electric Power, Gas.

Calculation of the NKY

The NKY is a modified, price-weighted index (*i.e.*, a Nikkei Underlying Stock’s weight in the NKY is based on its price per share rather than the total market capitalization of the issuer) which is calculated by (i) multiplying the per share price of each Nikkei Underlying Stock by the corresponding weighting factor for such Nikkei Underlying Stock (a “Weight Factor”), (ii) calculating the sum of all these products and (iii) dividing such sum by a divisor (the “Divisor”). The Divisor was initially set at 225 for the date of May 16, 1949 (the date on which the TSE was reopened after World War II) using historical numbers from that date. The Divisor is subject to periodic adjustments as set forth below. Each Weight Factor is computed by dividing ¥50 by the presumed par value of the relevant Nikkei Underlying Stock, so that the share price of each Nikkei Underlying Stock when multiplied by its Weight Factor corresponds to a share price based on a uniform par value of ¥50. The stock prices used in the calculation of the NKY are those reported by a primary market for the Nikkei Underlying Stocks (currently the TSE). The level of the NKY is calculated once every 15 seconds during TSE trading hours.

In order to maintain continuity in the NKY in the event of certain changes due to non-market factors affecting the Nikkei Underlying Stocks, such as the addition or deletion of stocks, substitution of stocks, stock splits or distributions of assets to stockholders, the Divisor used in calculating the NKY is adjusted in a manner designed to prevent any instantaneous change or discontinuity in the level of the NKY. Thereafter, the Divisor remains at the new value until a further adjustment is necessary as the result of another change. As a result of such change affecting any Nikkei Underlying Stock, the Divisor is adjusted in such a way that the sum of all share prices immediately after the change multiplied by the applicable Weight Factor and divided by the new Divisor (*i.e.*, the level of the NKY immediately after such change) will equal the level of the NKY immediately prior to the change.

Standards for Listing and Maintenance

A Nikkei Underlying Stock may be deleted or added by Nikkei. Any stock becoming ineligible for listing in the First Section of the TSE due to any of the following reasons will be deleted from the Nikkei Underlying Stocks: (i) bankruptcy of the issuer, (ii) merger of the issuer with, or acquisition of the issuer by, another company, (iii) delisting of such stock, (iv) transfer of such stock to the “Seiri-Meigara” because of excess debt of the issuer or because of any other reason or (v) transfer of such stock to the Second Section. In addition, a component stock transferred to the “Kanri-Meigara” (posts for stocks under supervision) becomes a candidate for deletion. Nikkei Underlying Stocks with relatively low liquidity, based on trading value and rate of price fluctuation over the past five years, may be deleted by Nikkei. Upon deletion of a stock from the Nikkei Underlying Stocks, Nikkei will select a replacement for such deleted Nikkei Underlying Stock in accordance with certain criteria. In an exceptional case, a newly listed stock in the First Section of the TSE that is recognized by Nikkei to be representative of a market may be added to the Nikkei Underlying Stocks. In such a case, an existing Nikkei Underlying Stock with low trading volume and deemed not to be representative of a market will be deleted by Nikkei.

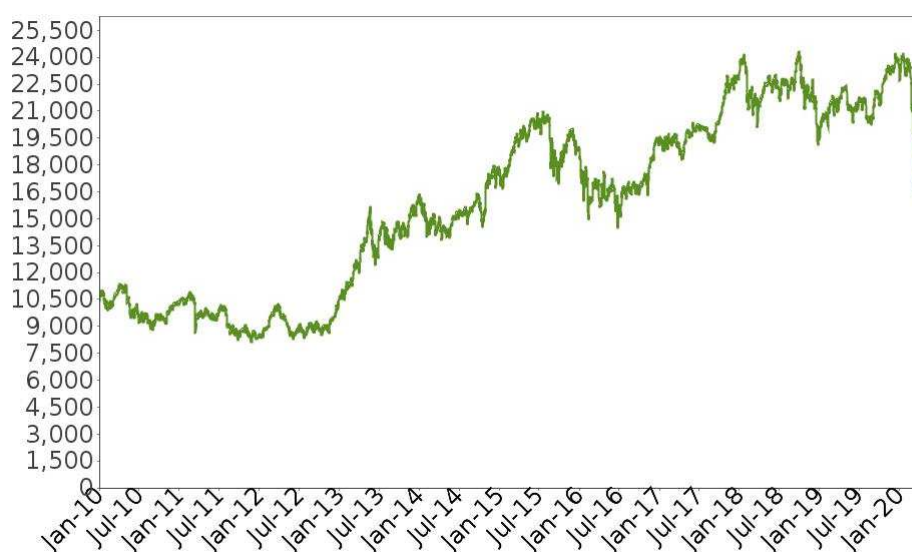
A list of the issuers of the Nikkei Underlying Stocks constituting the NKY is published by Nikkei. Nikkei may delete, add or substitute any stock underlying the NKY.

Capped Leveraged Index Return Notes®

Linked to an International Equity Index Basket, due April 28, 2022

The following graph shows the daily historical performance of the NKY in the period from January 1, 2010 through April 23, 2020. We obtained this historical data from Bloomberg L.P. We have not independently verified the accuracy or completeness of the information obtained from Bloomberg L.P. On the pricing date, the closing level of the NKY was 19,429.44.

Historical Performance of the Nikkei Stock Average Index



This historical data on the NKY is not necessarily indicative of the future performance of the NKY or what the value of the notes may be. Any historical upward or downward trend in the level of the NKY during any period set forth above is not an indication that the level of the NKY is more or less likely to increase or decrease at any time over the term of the notes.

Before investing in the notes, you should consult publicly available sources for the levels of the NKY.

License Agreement

BNS will enter into an agreement with Nikkei providing us with a non-exclusive license with the right to use the NKY in exchange for a fee. The NKY is the intellectual property of Nikkei. "Nikkei," "Nikkei Stock Average," "Nikkei Average," and "Nikkei 225" are the service marks of Nikkei. Nikkei reserves all the rights, including copyright, to the NKY.

The notes are not in any way sponsored, endorsed or promoted by Nikkei. Nikkei does not make any warranty or representation whatsoever, express or implied, either as to the results to be obtained as to the use of the NKY or the figure as which the NKY stands at any particular day or otherwise. The NKY is compiled and calculated solely by Nikkei. However, Nikkei shall not be liable to any person for any error in the NKY and Nikkei shall not be under any obligation to advise any person, including a purchaser or seller of the notes, of any error therein.

In addition, Nikkei gives no assurance regarding any modification or change in any methodology used in calculating the NKY and is under no obligation to continue the calculation, publication and dissemination of the NKY.

Capped Leveraged Index Return Notes®

Linked to an International Equity Index Basket, due April 28, 2022

The Swiss Market Index®

The Swiss Market Index® (Bloomberg ticker “SMI”):

- ? was first launched with a base level of 1,500 as of June 30, 1988; and
- ? is sponsored, calculated, published and disseminated by the SIX Exchange.

The SMI is a price return float-adjusted market capitalization-weighted index of the 20 largest stocks traded on the Swiss Stock Exchange. The Management Committee of SIX Swiss Exchange is supported by an Index Commission (advisory board) in all index-related matters, notably in connection with changes to the SMI rules and adjustments, additions and exclusions outside of the established review and acceptance period. The Index Commission meets at least twice annually.

Index Composition and Selection Criteria

The SMI is comprised of the 20 highest ranked stocks traded on the Swiss Stock Exchange that have a free float of 20% or more and that are not investment companies. The equity universe is largely Swiss domestic companies; however, in some cases, foreign issuers with a primary listing on the Swiss Stock Exchange or investment companies that do not hold any shares of any other eligible company and that have a primary listing on the Swiss Stock Exchange may be included.

The ranking of each security is determined by a combination of the following criteria:

- ? average free-float market capitalization (compared to the capitalization of the entire Swiss Stock Exchange index family), and
- ? cumulative on order book turnover (compared to the total turnover of the Swiss Stock Exchange index family).

Each of these two factors is assigned a 50% weighting in ranking the stocks eligible for the SMI.

The SMI is reconstituted annually after prior notice of at least two months on the third Friday in September after the close of trading.

The reconstitution is based on data from the previous July 1 through June 30. Provisional interim selection (ranking) lists are also published following the end of the third, fourth and first financial quarters.

In order to reduce turnover, an index constituent will not be replaced unless it is ranked below 23 or, if it is ranked 21 or 22, if another share ranks 18 or higher. If a company has primary listings on several exchanges and less than 50% of that company's total turnover is generated on the Swiss Stock Exchange, it will not be included in the SMI unless it ranks at least 18 or better on the selection list on the basis of its turnover alone (i.e., without considering its free float).

Maintenance of the SMI

Constituent Changes. In the case of major market changes as a result of capital events such as mergers or new listings, the Management Committee of SIX Swiss Exchange can decide at the request of the Index Commission that a security should be admitted to the SMI outside the annual review period as long as it clearly fulfills the criteria for inclusion. For the same reasons, a security can also be excluded if the requirements for admission to the SMI are no longer fulfilled. As a general rule, extraordinary acceptances into the SMI take place after a three-month period on a quarterly basis after the close of trading on the third Friday of March, June, September and December (for example, a security listed on or before the fifth trading day prior to the end of November cannot be included until the following March). An announced insolvency is deemed to be an extraordinary event and the security will be removed from the SMI with five trading days' prior notice if the circumstances permit such notice.

Number of Shares and Free Float. The securities included in the SMI are weighted according to their free float. This means that shares deemed to be in firm hands are subtracted from the total market capitalization of that company. The free float is calculated on the basis of outstanding shares. Issued and outstanding equity capital is, as a rule, the total amount of equity capital that has been fully subscribed and wholly or partially paid in and documented in the Commercial Register. Not counting as issued and outstanding equity capital are the approved capital and the conditional capital of a company. The free float is calculated on the basis of listed shares only. If a company offers several different categories of listed participation rights, each is treated separately for purposes of index calculation.

Shares held deemed to be in firm hands are shareholdings that have been acquired by one person or a group of persons in companies domiciled in Switzerland and which, upon exceeding 5%, have been reported to the SIX Exchange. Shares of persons and groups of persons who are subject to a shareholder agreement which is binding for more than 5% of the listed shares or who, according to publicly known facts, have a long-term interest in a company, are also deemed to be in firm hands.

For the calculation of the number of shares in firm hands, the SIX Exchange may also use other sources than the reports submitted to it. In particular, the SIX Exchange may use data gained from issuer surveys that it conducts itself.

In general, shares held by custodian nominees, trustee companies, investment funds, pension funds and investment companies are

deemed free-floating regardless whether a report has been made to the SIX Exchange. The SIX Exchange classifies at its own discretion persons and groups of persons who, because of their area of activity or the absence of important information, cannot be clearly assigned.

The free-float rule applies only to bearer shares and registered shares. Capital issued in the form of participation certificates and bonus certificates is taken into full account in calculating the SMI because it does not confer voting rights.

Capped Leveraged Index Return Notes®

Linked to an International Equity Index Basket, due April 28, 2022

The number of securities in the SMI and the free-float factors are adjusted after the close of trading on four adjustment dates per year, the third Friday of March, June, September and December. Such changes are pre-announced at least one month before the adjustment date, although the Index sponsor reserves the right to take account of recent changes before the adjustment date in the actual adjustment, so the definite new securities are announced five trading days before the adjustment date.

In order to avoid frequent slight changes to the weighting and to maintain the stability of the SMI, any extraordinary change of the total number of outstanding securities or the free float will only result in an extraordinary adjustment if it exceeds 10% and 5% respectively and is in conjunction with a corporate action.

After a takeover, Six Exchange may, in exceptional cases, adjust the free float of a company upon publication of the end results after a five-day notification period or may exclude the security from the relevant index family. When an insolvency has been announced, an extraordinary adjustment will be made and the affected security will be removed from the SMI after five trading days' notice.

The Index sponsor reserves the right to make an extraordinary adjustment, in exceptional cases, without observing the notification period.

Calculation of the Index

The Index sponsor calculates the SMI using the "Laspeyres formula," with a weighted arithmetic mean of a defined number of securities issues. The formula for calculating the index value can be expressed as follows:

$$\text{Index} = \frac{\text{Free Float Market Capitalization of the index}}{\text{Divisor}}$$

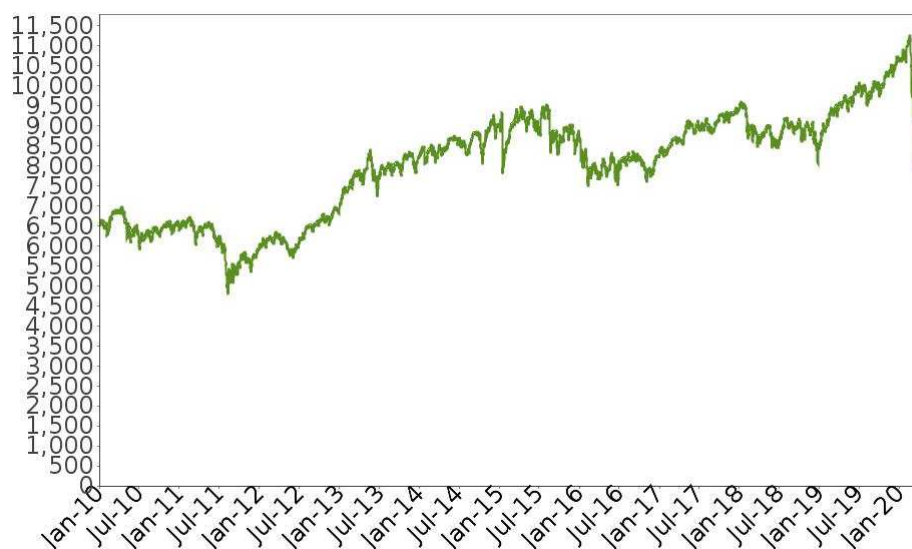
The "free float market capitalization of the index" is equal to the sum of the product of the last-paid price, the number of shares, the free-float factor and, if a foreign stock is included, the current CHF exchange rate as of the time the index value is being calculated. The index value is calculated in real time and is updated whenever a trade is made in a component stock. Where any index component stock price is unavailable on any trading day, Six Exchange will use the last reported price for such component stock. Only prices from the SIX Exchange's electronic order book are used in calculating the SMI.

Divisor Value and Adjustments

The divisor is a technical number used to calculate the SMI and is adjusted to reflect changes in market capitalization due to corporate events, and is adjusted by Six Exchange to reflect corporate events, as described in the SMI rules.

The following graph shows the daily historical performance of the SMI in the period from January 1, 2010 through April 23, 2020. We obtained this historical data from Bloomberg L.P. We have not independently verified the accuracy or completeness of the information obtained from Bloomberg L.P. On the pricing date, the closing level of the SMI was 9,625.48.

Historical Performance of the Swiss Market Index®



This historical data on the SMI is not necessarily indicative of the future performance of the SMI or what the value of the notes may be. Any historical upward or downward trend in the level of the SMI during any period set forth above is not an indication that the level of the SMI is more or less likely to increase or decrease at any time over the term of the notes.

Before investing in the notes, you should consult publicly available sources for the levels of the SMI.

Capped Leveraged Index Return Notes®

TS-18

Capped Leveraged Index Return Notes®

Linked to an International Equity Index Basket, due April 28, 2022

License Agreement

SIX Swiss Exchange AG ("SIX Swiss Exchange") and its licensors ("Licensors") have no relationship to BNS, other than the licensing of the SMI and the related trademarks, in exchange for a fee, for use in connection with the notes.

SIX Swiss Exchange and its Licensors do not:

- ? Sponsor, endorse, sell or promote the notes.
- ? Recommend that any person invest in the notes or any other securities.
- ? Have any responsibility or liability for or make any decisions about the timing, amount or pricing of the notes.
- ? Have any responsibility or liability for the administration, management or marketing of the notes.
- ? Consider the needs of the notes or the owners of the notes in determining, composing or calculating the SMI or have any obligation to do so.

SIX Swiss Exchange and its Licensors give no warranty, and exclude any liability (whether in negligence or otherwise), in connection with the notes or their performance.

SIX Swiss Exchange does not assume any contractual relationship with the purchasers of the notes or any other third parties.

Specifically,

- ? SIX Swiss Exchange and its Licensors do not give any warranty, express or implied, and exclude any liability for:
 - o The results to be obtained by the notes; the owner of the notes or any other person in connection with the use of the SMI and the data included in the SMI.
 - o The accuracy, timeliness, and completeness of the SMI and its data.
 - o The merchantability and the fitness for a particular purpose or use of the SMI and its data.

- o The performance of the notes generally.
- ? SIX Swiss Exchange and its Licensors give no warranty, and exclude any liability, for any errors, omissions or interruptions in the SMI or its data.
- ? Under no circumstances will SIX Swiss Exchange or its Licensors be liable (whether in negligence or otherwise) for any lost profits or indirect, punitive, special or consequential damages or losses arising as a result of such errors, omissions or interruptions in the SMI or its data or generally in relation to the notes, even in circumstances where SIX Swiss Exchange or its Licensors are aware that such loss or damage may occur.

The licensing agreement between BNS and SIX Swiss Exchange is solely for their benefit and not for the benefit of the owners of the notes or any other third parties.

Capped Leveraged Index Return Notes®

TS-19

Capped Leveraged Index Return Notes®

Linked to an International Equity Index Basket, due April 28, 2022

The S&P/ASX 200 Index

The S&P/ASX 200 Index (Bloomberg ticker "AS51"):

- ? was first launched in 1979 by the Australian Securities Exchange and was acquired and re-launched by its current Index sponsor on April 3, 2000; and
- ? is sponsored, calculated, published and disseminated by S&P.

The AS51 includes 200 companies and covers approximately 80% of the Australian equity market by market capitalization. As discussed below, the AS51 is not limited solely to companies having their primary operations or headquarters in Australia or to companies having their primary listing on the Australian Securities Exchange (the "ASX"). All ordinary and preferred shares (if such preferred shares are not of a fixed income nature) listed on the ASX, including secondary listings, are eligible for the AS51. Hybrid stocks, bonds, warrants, preferred stock that provides a guaranteed fixed return and listed investment companies are not eligible for inclusion.

The AS51 is intended to provide exposure to the largest 200 eligible securities that are listed on the ASX by float-adjusted market capitalization. Constituent companies for the AS51 are chosen based on market capitalization, public float and liquidity. All index-eligible securities that have their primary or secondary listing on the ASX are included in the initial selection of stocks from which the 200 index stocks may be selected.

The float-adjusted market capitalization of companies is determined based on the daily average market capitalization over the last six months. The security's price history over the last six months, the latest available shares on issue and the investable weight factor (the "IWF"), are the factors relevant to the calculation of daily average market capitalization. The IWF is a variable that is primarily used to determine the available float of a security for ASX listed securities.

Number of Shares

When considering the index eligibility of securities for inclusion or promotion into S&P/ASX indices, the number of index securities under consideration is based upon the latest available ASX quoted securities. For domestic securities (companies incorporated in Australia and traded on the ASX, companies incorporated overseas but exclusively listed on the ASX and companies incorporated overseas and traded on other markets but most of its trading activity is on the ASX), this figure is purely based upon the latest available data from the ASX.

Foreign-domiciled securities may quote the total number of securities on the ASX that is representative of their global equity capital; whereas other foreign-domiciled securities may quote securities on the ASX on a partial basis that represents their Australian equity capital. In order to overcome this inconsistency, S&P will quote the number of index securities that are represented by CHESS Depositary Interests ("CDIs") for a foreign entity. When CDIs are not issued, S&P will use the total securities held on the Australian register (CHESS and, where supplied, the issuer sponsored register). This quoted number for a foreign entity is representative of the Australian equity capital, thereby allowing the AS51 to be increasingly reflective of the Australian market.

The number of CDIs or shares of a foreign entity quoted on the ASX can experience more volatility than is typically the case for ordinary shares on issue. Therefore, an average number on issue will be applied over a six-month period.

Where CDI information is not supplied to the ASX by the company or the company's share register, estimates for Australian equity

capital will be drawn from CHESS data and, ultimately, registry-sourced data.

IWF

The IWF represents the float-adjusted portion of a stock's equity capital. Therefore any strategic holdings that are classified as either corporate, private or government holdings reduce the IWF which, in turn, results in a reduction in the float-adjusted market capital.

The IWF ranges between 0 and 1, is calculated as $1 - \text{Sum of the \% held by strategic shareholders who possess 5\% or more of issued shares}$, and is an adjustment factor that accounts for the publicly available shares of a company. A company must have a minimum IWF of 0.3 to be eligible for index inclusion.

S&P Dow Jones Indices identifies the following shareholders whose holdings are considered to be control blocks and are subject to float adjustment:

1. Government and government agencies;
2. Controlling and strategic shareholders/partners;
3. Any other entities or individuals which hold more than 5%, excluding insurance companies, securities companies and investment funds; and
4. Other restricted portions such as treasury stocks.

Liquidity Test

Only stocks that are regularly traded are eligible for inclusion. Eligible stocks are considered for index inclusion based on their stock median liquidity (median daily value traded divided by its average float-adjusted market capitalization for the last six months relative to the market capitalization weighted average of the stock median liquidities of the 500 constituents of the All Ordinaries index, another member of the S&P/ASX index family).

Capped Leveraged Index Return Notes®

TS-20

Capped Leveraged Index Return Notes®

[Linked to an International Equity Index Basket, due April 28, 2022](#)

Index Maintenance

S&P rebalances constituents quarterly to ensure adequate market capitalization and liquidity using the previous six months' data to determine index eligibility. Quarterly review changes take effect the third Friday of March, June, September and December. Eligible stocks are considered for index inclusion based on their float-adjusted market capitalization rank relative to the stated quota of 200 securities. For example, a stock that is currently in the S&P/ASX 300 and is ranked at 175, based on float-adjusted market capitalization, within the universe of eligible securities may be considered for inclusion into the AS51, provided that liquidity hurdles are met.

In order to limit the level of index turnover, eligible securities will only be considered for index inclusion once another stock is excluded due to a sufficiently low rank and/or liquidity, based on the float-adjusted market capitalization. Potential index inclusions and exclusions need to satisfy buffer requirements in terms of the rank of the stock relative to a given index. The buffers are established to limit the level of index turnover that may take place at each quarterly rebalancing.

Between rebalancing dates, an index addition is generally made only if a vacancy is created by an index deletion. Index additions are made according to float-adjusted market capitalization and liquidity. An initial public offering is added to the AS51 only when an appropriate vacancy occurs and is subject to proven liquidity for at least two months. An exception may be made for extraordinary large offerings where sizeable trading volumes justify index inclusion.

Deletions can occur between index rebalancing dates due to acquisitions, mergers and spin-offs or due to suspension or bankruptcies. The decision to remove a stock from the AS51 will be made once there is sufficient evidence that the transaction will be completed. Stocks that are removed due to mergers and acquisitions are removed from the AS51 at the cash offer price for cash-only offers. Otherwise, the best available price in the market is used.

Share numbers for all index constituents are updated quarterly and are rounded to the nearest thousand. The update to the number of issued shares will be considered if the change is at least 5% of the float adjusted shares or \$100 million in value.

Share updates for foreign-domiciled securities will take place annually at the March rebalancing. The update to the number of index shares will only take place when the six-month average of CDIs or the Total Securities held in the Australian branch of issuer sponsored register (where supplied) and in CHESS, as of the March rebalancing, differs from the current index shares by either 5% or a market-cap dollar amount greater than A\$ 100 million. Where CDI information is not supplied to the ASX by the company or the company's share register, estimates for Australian equity capital will be drawn from CHESS data and, ultimately, registry-

sourced data.

Intra-quarter share changes are implemented at the effective date or as soon as reliable information is available; however, they will only take place in the following circumstances:

- ? changes in a company's float-adjusted shares of 5% or more due to market-wide shares issuance;
- ? rights issues, bonus issues and other major corporate actions; and
- ? share issues resulting from index companies merging and major off-market buy-backs.

Share changes due to mergers or acquisitions are implemented when the transaction occurs, even if both of the companies are not in the same index and regardless of the size of the change.

IWFs are reviewed annually as part of the September quarterly review. However, any event that alters the float of a security in excess of 5% will be implemented as soon as practicable by an adjustment to the IWF.

The function of the IWF is also to manage the index weight of foreign-domiciled securities that quote shares on the basis of CDIs. Due to the volatility that is displayed by CDIs, unusually large changes in the number of CDIs on issue could result. Where this is the case, the IWF may be used to limit the effect of unusually large changes in the average number of CDIs (and, thereby, limit the potential to manipulate this figure). Where the Australian Index Committee sees fit to apply the IWF in this manner, the rationale for the decision will be announced to the market. This will be reviewed annually at the March-quarter index rebalancing date.

Index Calculation

The AS51 is calculated using a base-weighted aggregate methodology. The value of the AS51 on any day for which an index value is published is determined by a fraction, the numerator of which is the aggregate of the price of each stock in the AS51 times the number of shares of such stock included in the AS51 times that stock's IWF, and the denominator of which is the divisor, which is described more fully below.

In order to prevent the value of the AS51 from changing due to corporate actions, all corporate actions may require S&P to make an index or divisor adjustment, as described in S&P's rules. This helps maintain the value of the AS51 and ensures that the movement of the AS51 does not reflect the corporate actions of the individual companies that comprise the AS51.

In situations where an exchange is forced to close early due to unforeseen events, such as computer or electric power failures, weather conditions or other events, S&P will calculate the closing price of the indices based on (1) the closing prices published by the exchange or (2) if no closing price is available, the last regular trade reported for each security before the exchange closed. If the exchange fails to open due to unforeseen circumstances, S&P treats this closure as a standard market holiday. The AS51 will use the prior day's closing prices and shifts any corporate actions to the following business day. If all exchanges fail to open or in other extreme circumstances, S&P may determine not to publish the AS51 for that day.

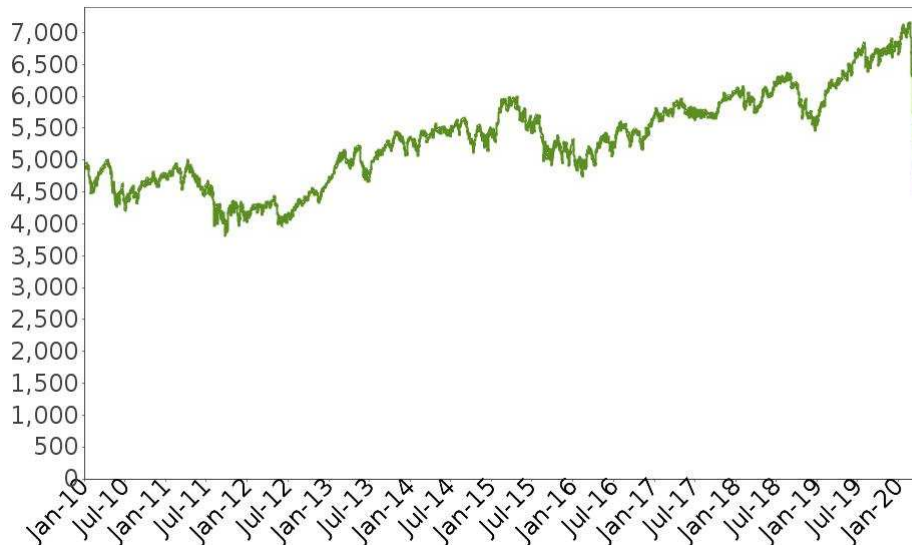
S&P reserves the right to recalculate the AS51 under certain limited circumstances.

Capped Leveraged Index Return Notes®

Linked to an International Equity Index Basket, due April 28, 2022

The following graph shows the daily historical performance of the AS51 in the period from January 1, 2010 through April 23, 2020. We obtained this historical data from Bloomberg L.P. We have not independently verified the accuracy or completeness of the information obtained from Bloomberg L.P. On the pricing date, the closing level of the AS51 was 5,217.112.

Historical Performance of the S&P/ASX 200 Index



This historical data on the AS51 is not necessarily indicative of the future performance of the AS51 or what the value of the notes may be. Any historical upward or downward trend in the level of the AS51 during any period set forth above is not an indication that the level of the AS51 is more or less likely to increase or decrease at any time over the term of the notes.

Before investing in the notes, you should consult publicly available sources for the levels of the AS51.

License Agreement

The AS51 is a product of S&P or its affiliates (“SPDJI”) and the Australian Securities Exchange, and has been licensed for use by us in exchange for a fee. Standard & Poor’s® and S&P® are registered trademarks of Standard & Poor’s Financial Services LLC (“S&P Financial”); Dow Jones® is a registered trademark of Dow Jones Trademark Holdings LLC (“Dow Jones”); and ASX® is a registered trademark of the Australian Securities Exchange. The trademarks have been licensed to SPDJI and have been sublicensed for certain purposes by us. The notes are not sponsored, endorsed, sold or promoted by SPDJI, Dow Jones, S&P Financial, any of their respective affiliates (collectively, “S&P Dow Jones Indices”) or the Australian Securities Exchange. Neither S&P Dow Jones Indices nor the Australian Securities Exchange make any representation or warranty, express or implied, to the owners of the notes or any member of the public regarding the advisability of investing in securities generally or in the notes particularly or the ability of the AS51 to track general market performance. S&P Dow Jones Indices’ and the Australian Securities Exchange’s only relationship to us with respect to the AS51 is the licensing of the AS51 and certain trademarks, service marks and/or trade names of S&P Dow Jones Indices and/or its licensors. The AS51 is determined, composed and calculated by S&P Dow Jones Indices or the Australian Securities Exchange without regard to us or the notes. S&P Dow Jones Indices and the Australian Securities Exchange have no obligation to take our needs or the owners of notes into consideration in determining, composing or calculating the AS51. S&P Dow Jones Indices and the Australian Securities Exchange are not responsible for and have not participated in the determination of the prices, and amount of the notes or the timing of the issuance or sale of the notes or in the determination or calculation of the equation by which the notes are to be converted into cash, surrendered or redeemed, as the case may be. S&P Dow Jones Indices and the Australian Securities Exchange have no obligation or liability in connection with the administration, marketing or trading of the notes. There is no assurance that investment products based on the AS51 will accurately track index performance or provide positive investment returns. SPDJI is not an investment advisor. Inclusion of a security within an index is not a recommendation by S&P Dow Jones Indices to buy, sell, or hold such security, nor is it considered to be investment advice.

NEITHER S&P DOW JONES INDICES NOR THIRD PARTY LICENSORS GUARANTEE THE ADEQUACY, ACCURACY, TIMELINESS AND/OR THE COMPLETENESS OF THE AS51 OR ANY DATA RELATED THERETO OR ANY COMMUNICATION, INCLUDING BUT NOT LIMITED TO, ORAL OR WRITTEN COMMUNICATION (INCLUDING ELECTRONIC COMMUNICATIONS) WITH RESPECT THERETO. S&P DOW JONES INDICES AND THE AUSTRALIAN SECURITIES EXCHANGE SHALL NOT BE SUBJECT TO ANY DAMAGES OR LIABILITY FOR ANY ERRORS, OMISSIONS, OR DELAYS THEREIN. S&P DOW JONES INDICES AND THE AUSTRALIAN SECURITIES EXCHANGE MAKE NO EXPRESS OR IMPLIED WARRANTIES, AND EXPRESSLY DISCLAIMS ALL WARRANTIES, OF MERCHANTABILITY OR FITNESS FOR A PARTICULAR PURPOSE OR USE OR AS TO RESULTS TO BE OBTAINED BY US, OWNERS OF THE NOTES, OR ANY OTHER PERSON OR ENTITY FROM THE USE OF THE AS51 OR WITH RESPECT TO ANY DATA RELATED THERETO. WITHOUT LIMITING ANY OF THE FOREGOING, IN NO EVENT

Capped Leveraged Index Return Notes®

Linked to an International Equity Index Basket, due April 28, 2022

WHATSOEVER SHALL S&P DOW JONES INDICES OR THE AUSTRALIAN SECURITIES EXCHANGE BE LIABLE FOR ANY INDIRECT, SPECIAL, INCIDENTAL, PUNITIVE, OR CONSEQUENTIAL DAMAGES INCLUDING BUT NOT LIMITED TO, LOSS OF PROFITS, TRADING LOSSES, LOST TIME OR GOODWILL, EVEN IF THEY HAVE BEEN ADVISED OF THE POSSIBILITY OF SUCH DAMAGES, WHETHER IN CONTRACT, TORT, STRICT LIABILITY, OR OTHERWISE. THERE ARE NO THIRD PARTY BENEFICIARIES OF ANY AGREEMENTS OR ARRANGEMENTS BETWEEN S&P DOW JONES INDICES AND US, OTHER THAN THE LICENSORS OF S&P DOW JONES INDICES.

Capped Leveraged Index Return Notes®

TS-23

Capped Leveraged Index Return Notes®

Linked to an International Equity Index Basket, due April 28, 2022

The Hang Seng® Index

The HSI is calculated, maintained and published by HSIL, a wholly owned subsidiary of Hang Seng Bank, in concert with the HSI Advisory Committee and was first developed, calculated and published on November 24, 1969. The HSI is a free float-adjusted market capitalization weighted stock market index that is designed to reflect the performance of the Hong Kong stock market.

Only companies with a primary listing on the main board of the Stock Exchange of Hong Kong ("SEHK") are eligible as constituents of the HSI. Mainland China enterprises that have an H-share listing in Hong Kong will not be eligible for inclusion in the HSI unless the company has no unlisted share capital. In addition, to be eligible for selection, a company: (1) must be among those that constitute the top 90% of the total market value of all primary listed shares on the SEHK (the market value of a company refers to the average of its month-end market capitalizations for the past 12 months); (2) must be among those that constitute the top 90% of the total turnover of all primary listed shares on the SEHK in a sufficient number of measurement sub-periods (turnover is assessed over the last eight quarterly sub-periods: if a company was in the top 90% in any of the most recent four sub-periods, it receives two points; if it was in the top 90% in any of the latter four sub-periods, it receives one point. A company must attain a "score" of eight points to meet the turnover requirement); and (3) should normally have a listing history of 24 months (there are exceptions for companies that have shorter listing histories but large market values and/or high turnover scores). From the many eligible candidates, final selections are based on the following: (1) the market value and turnover rankings of the companies; (2) the representation of the sub-sectors within the HSI directly reflecting that of the market; and (3) the financial performance of the companies.

Calculation of the HSI

The calculation methodology of the HSI is a free float-adjusted market capitalization weighting with a 10% cap on individual stocks. Under this calculation methodology, shares held by any entities (excluding custodians, trustees, mutual funds and investment companies) which control more than 5% of shares are excluded for index calculation:

- ? *Strategic holdings* (governments and affiliated entities or any other entities which hold substantial shares in the company would be considered as non-freefloat unless otherwise proved);
- ? *Directors' and management holdings* (directors, members of the board committee, principal officers or founding members);
- ? *Corporate cross holdings* (publicly traded companies or private firms / institutions); and
- ? *Lock-up shares* (shareholdings with a publicly disclosed lock-up arrangement).

A free float-adjusted factor representing the proportion of shares that is free floated as a percentage of the issued shares, is rounded up to the nearest multiple of 5% for the calculation of the HSI and is updated quarterly.

A cap of 10% on individual stock weightings is applied. A cap factor is calculated quarterly to coincide with the regular update of the free float-adjusted factor. Additional re-capping is performed upon constituent changes.

The formula for the index calculation is as follows:

Current Index =

$$\frac{\sum(P_t \times IS \times FAF \times CF)}{\sum(P_{t-1} \times IS \times FAF \times CF)} \times \text{Yesterday's Closing Index}$$

where:

P_t : current price at day t ;

P_{t-1} : closing price at day $t-1$;

IS : number of issued shares;

FAF : free float-adjusted factor, which is between 0 and 1; and

CF : capping factor, which is between 0 and 1.

Capped Leveraged Index Return Notes®

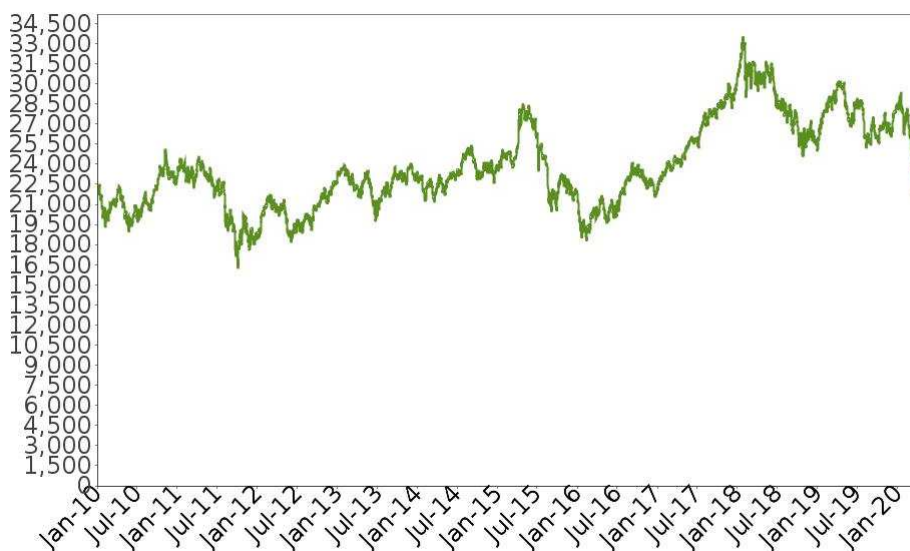
TS-24

Capped Leveraged Index Return Notes®

Linked to an International Equity Index Basket, due April 28, 2022

The following graph shows the daily historical performance of the HSI in the period from January 1, 2010 through April 23, 2020. We obtained this historical data from Bloomberg L.P. We have not independently verified the accuracy or completeness of the information obtained from Bloomberg L.P. On the pricing date, the closing level of the HSI was 23,977.32.

Historical Performance of the Hang Seng® Index



This historical data on the HSI is not necessarily indicative of the future performance of the HSI or what the value of the notes may be. Any historical upward or downward trend in the level of the HSI during any period set forth above is not an indication that the level of the HSI is more or less likely to increase or decrease at any time over the term of the notes.

Before investing in the notes, you should consult publicly available sources for the levels of the HSI

License Agreement

BNS or one of its affiliates has entered into a non-exclusive license agreement with HSIL and Hang Seng Data Services Limited whereby BNS or one of its affiliates, in exchange for a fee, is permitted to use the HSI in connection with certain securities, including the notes. BNS is not affiliated with HSIL; the only relationship between HSIL and BNS is any licensing of the use of

HSIL's indices and trademarks related to them.

THE HSI IS PUBLISHED AND COMPILED BY HANG SENG INDEXES COMPANY LIMITED PURSUANT TO A LICENSE FROM HANG SENG DATA SERVICES LIMITED. THE MARK AND NAME HANG SENG CHINA ENTERPRISES INDEX ARE PROPRIETARY TO HANG SENG DATA SERVICES LIMITED. HANG SENG INDEXES COMPANY LIMITED AND HANG SENG DATA SERVICES LIMITED HAVE AGREED TO THE USE OF, AND REFERENCE TO, THE HSI BY BNS IN CONNECTION WITH THE NOTES, **BUT NEITHER HANG SENG INDEXES COMPANY LIMITED NOR HANG SENG DATA SERVICES LIMITED WARRANTS OR REPRESENTS OR GUARANTEES TO ANY BROKER OR HOLDER OF THE NOTES OR ANY OTHER PERSON (I) THE ACCURACY OR COMPLETENESS OF THE HSI AND ITS COMPUTATION OR ANY INFORMATION RELATED THERETO; OR (II) THE FITNESS OR SUITABILITY FOR ANY PURPOSE OF THE HSI OR ANY COMPONENT OR DATA COMPRISED IN IT; OR (III) THE RESULTS WHICH MAY BE OBTAINED BY ANY PERSON FROM THE USE OF THE HSI OR ANY COMPONENT OR DATA COMPRISED IN IT FOR ANY PURPOSE, AND NO WARRANTY OR REPRESENTATION OR GUARANTEE OF ANY KIND WHATSOEVER RELATING TO THE HSI IS GIVEN OR MAY BE IMPLIED.** THE PROCESS AND BASIS OF COMPUTATION AND COMPILATION OF THE HSI AND ANY OF THE RELATED FORMULA OR FORMULAE, CONSTITUENT STOCKS AND FACTORS MAY AT ANY TIME BE CHANGED OR ALTERED BY HANG SENG INDEXES COMPANY LIMITED WITHOUT NOTICE. **TO THE EXTENT PERMITTED BY APPLICABLE LAW, NO RESPONSIBILITY OR LIABILITY IS ACCEPTED BY HANG SENG INDEXES COMPANY LIMITED OR HANG SENG DATA SERVICES LIMITED (I) IN RESPECT OF THE USE OF AND/OR REFERENCE TO THE HSI BY BNS IN CONNECTION WITH THE NOTES; OR (II) FOR ANY INACCURACIES, OMISSIONS, MISTAKES OR ERRORS OF HANG SENG INDEXES COMPANY LIMITED IN THE COMPUTATION OF THE HSI; OR (III) FOR ANY INACCURACIES, OMISSIONS, MISTAKES, ERRORS OR INCOMPLETENESS OF ANY INFORMATION USED IN CONNECTION WITH THE COMPUTATION OF THE HSI WHICH IS SUPPLIED BY ANY OTHER PERSON; OR (IV) FOR ANY ECONOMIC OR OTHER LOSS WHICH MAY BE DIRECTLY OR INDIRECTLY SUSTAINED BY ANY BROKER OR HOLDER OF THE PRODUCT OR ANY OTHER PERSON DEALING WITH THE NOTES AS A RESULT OF ANY OF THE AFORESAID, AND NO CLAIMS, ACTIONS OR LEGAL PROCEEDINGS MAY BE BROUGHT AGAINST HANG SENG INDEXES COMPANY LIMITED AND/OR HANG SENG DATA SERVICES LIMITED IN CONNECTION WITH THE NOTES IN ANY MANNER WHATSOEVER BY ANY BROKER, HOLDER OR OTHER PERSON DEALING WITH THE NOTES. ANY BROKER, HOLDER OR OTHER PERSON DEALING WITH THE NOTES DOES SO THEREFORE IN FULL KNOWLEDGE OF THIS DISCLAIMER AND CAN PLACE NO RELIANCE WHATSOEVER ON HANG SENG**

Capped Leveraged Index Return Notes®

TS-25

Capped Leveraged Index Return Notes®

Linked to an International Equity Index Basket, due April 28, 2022

INDEXES COMPANY LIMITED AND HANG SENG DATA SERVICES LIMITED. FOR THE AVOIDANCE OF DOUBT, THIS DISCLAIMER DOES NOT CREATE ANY CONTRACTUAL OR QUASI-CONTRACTUAL RELATIONSHIP BETWEEN ANY BROKER, HOLDER OR OTHER PERSON AND HANG SENG INDEXES COMPANY LIMITED AND/OR HANG SENG DATA SERVICES LIMITED AND MUST NOT BE CONSTRUED TO HAVE CREATED SUCH RELATIONSHIP.

Capped Leveraged Index Return Notes®

TS-26

Capped Leveraged Index Return Notes®

Linked to an International Equity Index Basket, due April 28, 2022

Supplement to the Plan of Distribution

Under our distribution agreement with BofAS, BofAS will purchase the notes from us as principal at the public offering price indicated on the cover of this term sheet, less the indicated underwriting discount.

MLPF&S will purchase the notes from BofAS for resale, and will receive a selling concession in connection with the sale of the notes in an amount up to the full amount of the underwriting discount set forth on the cover of this term sheet.

We will deliver the notes against payment therefor in New York, New York on a date that is greater than two business days

following the pricing date. Under Rule 15c6-1 of the Securities Exchange Act of 1934, trades in the secondary market generally are required to settle in two business days, unless the parties to any such trade expressly agree otherwise. Accordingly, purchasers who wish to trade the notes more than two business days prior to the settlement date will be required to specify alternative settlement arrangements to prevent a failed settlement.

The notes will not be listed on any securities exchange. In the original offering of the notes, the notes will be sold in minimum investment amounts of 100 units. If you place an order to purchase the notes, you are consenting to MLPF&S and/or one of its affiliates acting as a principal in effecting the transaction for your account.

MLPF&S and BofAS may repurchase and resell the notes, with repurchases and resales being made at prices related to then-prevailing market prices or at negotiated prices, and these prices will include MLPF&S's and BofAS's trading commissions and mark-ups or mark-downs. MLPF&S and BofAS may act as principal or agent in these market-making transactions; however, neither is obligated to engage in any such transactions. At their discretion, for a short, undetermined initial period after the issuance of the notes, MLPF&S and BofAS may offer to buy the notes in the secondary market at a price that may exceed the initial estimated value of the notes. Any price offered by MLPF&S or BofAS for the notes will be based on then-prevailing market conditions and other considerations, including the performance of the Basket and the remaining term of the notes. However, none of us, MLPF&S, BofAS or any of our respective affiliates is obligated to purchase your notes at any price or at any time, and we cannot assure you that we, MLPF&S, BofAS or any of our respective affiliates will purchase your notes at a price that equals or exceeds the initial estimated value of the notes.

The value of the notes shown on your account statement produced by MLPF&S will be based on BofAS's estimate of the value of the notes if BofAS or another of its affiliates were to make a market in the notes, which it is not obligated to do. That estimate will be based upon the price that BofAS may pay for the notes in light of then-prevailing market conditions, and other considerations, as mentioned above, and will include transaction costs. At certain times, this price may be higher than or lower than the initial estimated value of the notes.

The distribution of the Note Prospectus in connection with these offers or sales will be solely for the purpose of providing investors with the description of the terms of the notes that was made available to investors in connection with their initial offering. Secondary market investors should not, and will not be authorized to, rely on the Note Prospectus for information regarding BNS or for any purpose other than that described in the immediately preceding sentence.

Capped Leveraged Index Return Notes®

TS-27

Capped Leveraged Index Return Notes®

Linked to an International Equity Index Basket, due April 28, 2022

Structuring the Notes

The notes are our unsecured senior debt securities, the return on which is linked to the performance of the Basket. As is the case for all of our debt securities, including our market-linked notes, the economic terms of the notes reflect our actual or perceived creditworthiness at the time of pricing. The internal funding rate we use in pricing the market-linked note is typically lower than the rate we would pay when we issue conventional fixed-rate debt securities of comparable maturity. This generally relatively lower internal funding rate, which is reflected in the economic terms of the notes, along with the fees and charges associated with market-linked notes, resulted in the initial estimated value of the notes on the pricing date being less than their public offering price.

At maturity, we are required to pay the Redemption Amount to holders of the notes, which will be calculated based on the performance of the Basket and the \$10 per unit principal amount. In order to meet these payment obligations, at the time we issue the notes, we may choose to enter into certain hedging arrangements (which may include call options, put options or other derivatives) with BofAS or one of its affiliates. The terms of these hedging arrangements are determined by seeking bids from market participants, including MLPF&S, BofAS and its affiliates, and take into account a number of factors, including our creditworthiness, interest rate movements, the volatility of the Basket Components, the tenor of the notes and the tenor of the hedging arrangements. The economic terms of the notes and their initial estimated value depend in part on the terms of these hedging arrangements.

BofAS has advised us that the hedging arrangements will include a hedging related charge of approximately \$0.075 per unit, reflecting an estimated profit to be credited to BofAS from these transactions. Since hedging entails risk and may be influenced by unpredictable market forces, additional profits and losses from these hedging arrangements may be realized by BofAS or any third party hedge providers.

For further information, see “Risk Factors—General Risks Relating to LIRNs” beginning on page PS-6 and “Use of Proceeds and Hedging” on page PS-16 of product prospectus supplement EQUITY INDICES LIRN-1.

Capped Leveraged Index Return Notes®

TS-28

Capped Leveraged Index Return Notes®

Linked to an International Equity Index Basket, due April 28, 2022

Summary of Canadian Federal Income Tax Consequences

An investor should read carefully the description of principal Canadian federal income tax considerations under “Canadian Taxation” in the accompanying prospectus relevant to a holder (as defined on page 20 of the prospectus) owning debt securities, and the description of principal Canadian federal income tax considerations under “Supplemental Discussion of Canadian Federal Income Tax Consequences” in the product prospectus supplement EQUITY INDICES LIRN-1.

Summary of U.S. Federal Income Tax Consequences

The following is a general description of certain U.S. federal tax considerations relating to the notes. Prospective purchasers of the notes should consult their tax advisors as to the consequences under the tax laws of the country of which they are residents for tax purposes and the tax laws of the U.S. of acquiring, holding and disposing of the notes and receiving payments under the notes. This summary is based upon the law as in effect on the date of this document and is subject to any change in law that may take effect after such date. We urge you to read the more detailed discussion in the “Material U.S. Federal Income Tax Consequences” section beginning on page PS-28 of product prospectus supplement EQUITY INDICES LIRN-1.

No statutory, regulatory, judicial or administrative authority directly discusses how the notes should be treated for U.S. federal income tax purposes. As a result, the U.S. federal income tax consequences of your investment in the notes are uncertain. Accordingly, we urge you to consult your tax advisor as to the tax consequences of your investment in the notes (and of having agreed to the required tax treatment of your notes described below) and as to the application of state, local or other tax laws to your investment in your notes and the possible effects of changes in federal or other tax laws.

Pursuant to the terms of the notes, BNS and you agree, in the absence of a statutory or regulatory change or an administrative determination or judicial ruling to the contrary, to characterize your notes as prepaid derivative contracts with respect to the Basket. If your notes are so treated, you should generally recognize long-term capital gain or loss if you hold your notes for more than one year (and otherwise, short-term capital gain or loss) upon the taxable disposition of your notes in an amount equal to the difference between the amount you receive at such time and the amount you paid for your notes. The deductibility of capital losses is subject to limitations.

Based on certain factual representations received from us, our special U.S. tax counsel, Cadwalader, Wickersham & Taft LLP, is of the opinion that it would be reasonable to treat your notes in the manner described above. However, because there is no authority that specifically addresses the tax treatment of the notes, it is possible that your notes could alternatively be treated for tax purposes as a single contingent payment debt instrument or pursuant to some other characterization, such that the timing and character of your income from the notes could differ materially and adversely from the treatment described above.

Section 1297. We will not attempt to ascertain whether any entity the stock of which is included in any Basket Component would be treated as a “passive foreign investment company” (a “PFIC”) within the meaning of Section 1297 of the Internal Revenue Code of 1986, as amended (the “Code”). If any such entity were so treated, certain adverse U.S. federal income tax consequences might apply to U.S. holders upon the taxable disposition (including cash settlement) of the notes. You should refer to information filed with the SEC or an equivalent governmental authority by such entities and consult your tax advisor regarding the possible consequences to you if such entity is or becomes a PFIC.

Notice 2008-2. In 2007, the Internal Revenue Service (the “IRS”) released a notice that may affect the taxation of holders of the notes. According to Notice 2008-2, the IRS and the U.S. Department of the Treasury (the “Treasury”) are actively considering whether a holder of an instrument such as the notes should be required to accrue ordinary income on a current basis, and they are seeking taxpayer comments on the subject. It is not possible to determine what guidance they will ultimately issue, if any. It is possible, however, that under such guidance, holders of the notes will ultimately be required to accrue income currently and this could be applied on a retroactive basis. The IRS and the Treasury are also considering other relevant issues, including whether additional gain or loss from such instruments should be treated as ordinary or capital, whether non-U.S. holders of such instruments should be subject to withholding tax on any deemed income accruals, and whether the special “constructive ownership

rules” of Section 1260 of the Code should be applied to such instruments. Both U.S. and non-U.S. holders are urged to consult their tax advisors concerning the significance, and the potential impact, of the above considerations.

Proposed Legislation. In 2007, legislation was introduced in Congress that, if it had been enacted, would have required holders of notes purchased after the bill was enacted to accrue interest income over the term of the notes despite the fact that there will be no interest payments over the term of the notes.

Furthermore, in 2013 the House Ways and Means Committee released in draft form certain proposed legislation relating to financial instruments. If it had been enacted, the effect of this legislation generally would have been to require instruments such as the notes to be marked to market on an annual basis with all gains and losses to be treated as ordinary, subject to certain exceptions.

It is impossible to predict what any such legislation or administrative or regulatory guidance might provide, and whether the effective date of any legislation or guidance will affect notes that were issued before the date that such legislation or guidance is issued. You are urged to consult your tax advisor as to the possibility that any legislative or administrative action may adversely affect the tax treatment of your notes.

Capped Leveraged Index Return Notes®

TS-29

Capped Leveraged Index Return Notes®

Linked to an International Equity Index Basket, due April 28, 2022

Medicare Tax on Net Investment Income. U.S. holders that are individuals, estates or certain trusts are subject to an additional 3.8% tax on all or a portion of their “net investment income,” or “undistributed net investment income” in the case of an estate or trust, which may include any income or gain realized with respect to the notes, to the extent of their net investment income or undistributed net investment income (as the case may be) that, when added to their other modified adjusted gross income, exceeds \$200,000 for an unmarried individual, \$250,000 for a married taxpayer filing a joint return (or a surviving spouse), \$125,000 for a married individual filing a separate return or the dollar amount at which the highest tax bracket begins for an estate or trust. The 3.8% Medicare tax is determined in a different manner than the regular income tax. U.S. holders should consult their tax advisors with respect to the 3.8% Medicare tax. *Specified Foreign Financial Assets.* U.S. holders may be subject to reporting obligations with respect to their notes if they do not hold their notes in an account maintained by a financial institution and the aggregate value of their notes and certain other “specified foreign financial assets” (applying certain attribution rules) exceeds an applicable threshold. Significant penalties can apply if a U.S. holder is required to disclose its notes and fails to do so.

Backup Withholding and Information Reporting. The proceeds received from a taxable disposition of the notes will be subject to information reporting unless you are an “exempt recipient” and may also be subject to backup withholding at the rate specified in the Code if you fail to provide certain identifying information (such as an accurate taxpayer number, if you are a U.S. holder) or meet certain other conditions.

Amounts withheld under the backup withholding rules are not additional taxes and may be refunded or credited against your U.S. federal income tax liability, provided the required information is furnished to the IRS.

Non-U.S. Holders. If you are a non-U.S. holder, subject to Section 871(m) of the Code and FATCA, discussed below, you should generally not be subject to generally applicable information reporting and backup withholding requirements with respect to payments on your notes if you comply with certain certification and identification requirements as to your non-U.S. status including providing us (and/or the applicable withholding agent) a properly executed and fully completed applicable IRS Form W-8. Subject to Section 871(m) of the Code, discussed below, gain realized from the taxable disposition of a note generally will not be subject to U.S. tax unless (i) such gain is effectively connected with a trade or business conducted by you in the U.S., (ii) you are a non-resident alien individual and are present in the U.S. for 183 days or more during the taxable year of such taxable disposition and certain other conditions are satisfied or (iii) you have certain other present or former connections with the U.S.

Section 871(m). A 30% withholding tax (which may be reduced by an applicable income tax treaty) is imposed under Section 871(m) of the Code on certain “dividend equivalents” paid or deemed paid to a non-U.S. holder with respect to a “specified equity-linked instrument” that references one or more dividend-paying U.S. equity securities or indices containing U.S. equity securities. The withholding tax can apply even if the instrument does not provide for payments that reference dividends. Treasury regulations provide that the withholding tax applies to all dividend equivalents paid or deemed paid on specified equity-linked instruments that have a delta of one (“delta-one specified equity-linked instruments”) issued after 2016 and to all dividend equivalents paid or deemed paid on all other specified equity-linked instruments issued after 2018. However, the IRS has issued guidance that states that the Treasury and the IRS intend to amend the effective dates of the Treasury regulations to provide that withholding on dividend equivalents paid or deemed paid will not apply to specified equity-linked instruments that are not delta-one specified equity-linked instruments and are issued before January 1, 2023.

Based on our determination that the notes are not “delta-one” with respect to any Basket Component or any stocks comprising any Basket Component, our special U.S. tax counsel is of the opinion that the notes should not be delta-one specified equity-linked instruments and thus should not be subject to withholding on dividend equivalents. Our determination is not binding on the IRS, and the IRS may disagree with this determination. Furthermore, the application of Section 871(m) of the Code will depend on our determinations made upon issuance of the notes. If withholding is required, we will not make payments of any additional amounts.

Nevertheless, after issuance, it is possible that your notes could be deemed to be reissued for tax purposes upon the occurrence of certain events affecting the Basket Components, any stocks comprising any Basket Component or your notes, and following such occurrence your notes could be treated as delta-one specified equity-linked instruments that are subject to withholding on dividend equivalents. It is also possible that withholding tax or other tax under Section 871(m) of the Code could apply to the notes under these rules if you enter, or have entered, into certain other transactions in respect of the Basket Components, any stocks comprising any Basket Component or your notes. If you enter, or have entered, into other transactions in respect of the Basket Components, any stocks comprising any Basket Component or your notes, you should consult your tax advisor regarding the application of Section 871(m) of the Code to your notes in the context of your other transactions.

Because of the uncertainty regarding the application of the 30% withholding tax on dividend equivalents to the notes, you are urged to consult your tax advisor regarding the potential application of Section 871(m) of the Code and the 30% withholding tax to an investment in the notes.

U.S. Federal Estate Tax Treatment of Non-U.S. Holders. A note may be subject to U.S. federal estate tax if an individual non-U.S. holder holds the note at the time of his or her death. The gross estate of a non-U.S. holder domiciled outside the U.S. includes only property situated in the U.S. Individual non-U.S. holders should consult their tax advisors regarding the U.S. federal estate tax consequences of holding the notes at death.

FATCA. The Foreign Account Tax Compliance Act (“FATCA”) was enacted on March 18, 2010, and imposes a 30% U.S. withholding tax on “withholdable payments” (i.e., certain U.S.-source payments, including interest (and original issue discount), dividends, other

Capped Leveraged Index Return Notes®

TS-30

Capped Leveraged Index Return Notes®

Linked to an International Equity Index Basket, due April 28, 2022

fixed or determinable annual or periodical gain, profits, and income, and on the gross proceeds from a disposition of property of a type which can produce U.S.-source interest or dividends) and “passthru payments” (i.e., certain payments attributable to withholdable payments) made to certain foreign financial institutions (and certain of their affiliates) unless the payee foreign financial institution agrees (or is required), among other things, to disclose the identity of any U.S. individual with an account at the institution (or the relevant affiliate) and to annually report certain information about such account. FATCA also requires withholding agents making withholdable payments to certain foreign entities that do not disclose the name, address, and taxpayer identification number of any substantial U.S. owners (or do not certify that they do not have any substantial U.S. owners) to withhold tax at a rate of 30%. Under certain circumstances, a holder may be eligible for refunds or credits of such taxes.

Pursuant to final and temporary Treasury regulations and other IRS guidance, the withholding and reporting requirements under FATCA will generally apply to certain “withholdable payments”, will not apply to gross proceeds on a sale or disposition, and will apply to certain foreign passthru payments only to the extent that such payments are made after the date that is two years after final regulations defining the term “foreign passthru payment” are published. If withholding is required, we (or the applicable paying agent) will not be required to pay additional amounts with respect to the amounts so withheld. Foreign financial institutions and non-financial foreign entities located in jurisdictions that have an intergovernmental agreement with the U.S. governing FATCA may be subject to different rules.

Investors should consult their own advisors about the application of FATCA, in particular if they may be classified as financial institutions (or if they hold their notes through a foreign entity) under the FATCA rules.

Both U.S. and non-U.S. holders should consult their tax advisors regarding the U.S. federal income tax consequences of an investment in the notes, as well as any tax consequences arising under the laws of any state, local or non-U.S. taxing jurisdiction (including that of BNS and those of the issuers of the stocks included in the Basket Components).

Validity of the Notes

In the opinion of Cadwalader, Wickersham & Taft LLP, as special counsel to the issuer, when the notes offered by this term sheet have been executed and issued by the issuer and authenticated by the trustee pursuant to the indenture and delivered, paid for and sold as contemplated herein, the notes will be valid and binding obligations of the issuer, enforceable against the issuer in accordance with their terms, subject to applicable bankruptcy, insolvency, fraudulent conveyance, reorganization, moratorium, receivership or other laws relating to or affecting creditors' rights generally, and to general principles of equity (regardless of whether enforcement is sought in a proceeding at law or in equity). This opinion is given as of the date hereof and is limited to the laws of the State of New York. Insofar as this opinion involves matters governed by Canadian law, Cadwalader, Wickersham & Taft LLP has assumed, without independent inquiry or investigation, the validity of the matters opined on by Osler, Hoskin & Harcourt LLP, Canadian legal counsel for the issuer, in its opinion expressed below. In addition, this opinion is subject to customary assumptions about the trustee's authorization, execution and delivery of the indenture and, with respect to the notes, authentication of the notes and the genuineness of signatures and certain factual matters, all as stated in the opinion of Cadwalader, Wickersham & Taft LLP dated November 30, 2018 filed with the Securities and Exchange Commission as Exhibit 5.3 to the Registration Statement on Form F-3 on November 30, 2018.

In the opinion of Osler, Hoskin & Harcourt LLP, the issue and sale of the notes has been duly authorized by all necessary corporate action of BNS in conformity with the Indenture, and when the notes have been duly executed, authenticated and issued in accordance with the Indenture, the notes will be validly issued and, to the extent validity of the notes is a matter governed by the laws of the Province of Ontario, or the laws of Canada applicable therein, and will be valid obligations of BNS, subject to the following limitations (i) the enforceability of the Indenture may be limited by the Canada Deposit Insurance Corporation Act (Canada), the Winding-up and Restructuring Act (Canada) and bankruptcy, insolvency, reorganization, receivership, moratorium, arrangement or winding-up laws or other similar laws affecting the enforcement of creditors' rights generally; (ii) the enforceability of the Indenture may be limited by equitable principles, including the principle that equitable remedies such as specific performance and injunction may only be granted in the discretion of a court of competent jurisdiction; (iii) pursuant to the Currency Act (Canada) a judgment by a Canadian court must be awarded in Canadian currency and that such judgment may be based on a rate of exchange in existence on a day other than the day of payment; and (iv) the enforceability of the Indenture will be subject to the limitations contained in the Limitations Act, 2002 (Ontario), and such counsel expresses no opinion as to whether a court may find any provision of the Indenture to be unenforceable as an attempt to vary or exclude a limitation period under that Act. This opinion is given as of the date hereof and is limited to the laws of the Province of Ontario and the federal laws of Canada applicable thereto. In addition, this opinion is subject to customary assumptions about the Trustees' authorization, execution and delivery of the Indenture and the genuineness of signatures and certain factual matters, all as stated in the letter of such counsel dated November 30, 2018, which has been filed as Exhibit 5.2 to BNS's Form F-3 filed with the SEC on November 30, 2018.

Capped Leveraged Index Return Notes®

TS-31

Capped Leveraged Index Return Notes®

Linked to an International Equity Index Basket, due April 28, 2022

Where You Can Find More Information

We have filed a registration statement (including a product prospectus supplement, a prospectus supplement and a prospectus) with the SEC for the offering to which this term sheet relates. Before you invest, you should read the Note Prospectus, including this term sheet, and the other documents that we have filed with the SEC, for more complete information about us and this offering. You may get these documents without cost by visiting EDGAR on the SEC website at www.sec.gov. Alternatively, we, any agent, or any dealer participating in this offering will arrange to send you these documents if you so request by calling MLPF&S or BofAS toll-free at 1-800-294-1322.

Capped Leveraged Index Return Notes®

TS-32