

FINAL TERMS

20 July 2016

VCL MASTER NETHERLANDS B.V.

(a private company with limited liability (besloten vennootschap met beperkte aansprakelijkheid) incorporated under the laws of the Netherlands with its statutory seat in Amsterdam)

as Issuer

for the issuance of the

EUR 2,300,000 Class A Series 2016-1 Notes

(to be consolidated and form a single Series with the EUR 16,200,000 Class A Series 2016-1 Notes already outstanding)

issued pursuant to the

EUR 1,000,000,000 Programme for the Issuance of Notes

These Final Terms are issued to give details of an issue of Class A Notes by VCL Master Netherlands B.V. under the EUR 1,000,000,000 programme for the issuance of Notes (the "**Programme**"). The Final Terms attached to the Base Prospectus dated 26 May 2016 are presented in the form of a separate document containing only the final terms according to Article 26 para. 5 subpara. 2 of the Commission's Regulation (EC) No 809/2004 of 29 April 2004. The Base Prospectus and the Final Terms have been published on the website of the Luxembourg Stock Exchange (www.bourse.lu).

The Final Terms of the Series 2016-1 Class A Notes must be read in conjunction with the Base Prospectus. Full information on the Issuer and the offer of the Series 2016-1 Class A Notes is only available on the basis of the combination of these Final Terms and the Base Prospectus. Capitalised terms not otherwise defined herein shall have the meaning specified in the Conditions of the Class A Notes. All references in these Final Terms to numbered Conditions are to be read as reference to the respective Conditions of the Class A Notes.

1.	Issue Price:	100 per cent. of the Nominal Amount
2.	Further Issue Date (Condition 8 (a)):	25 July 2016
3.	Class A Series Number:	2016-1
	Tranche Number:	2
4.	Nominal amount:	EUR 2,300,000
5.	Aggregate Nominal Amount of Series 2016-1 Class A Notes (including the Notes subject of these Final Terms):	EUR 18,500,000
6.	Series 2016-1 Class A Notes Interest Rate:	EURIBOR rate for one month Euro deposits plus the Margin as set out in Condition 8 (c)
	Series 2016-1 Class A Notes Factor (Condition 7 (c))	shall be calculated as follows: $NF = \frac{18,500,000 - KR}{18,500,000}$ whereby NF means the Series 2016-1 Class A Notes Factor which is calculated to six decimal places KR means the total of all repayments of the nominal amount of all Series 2016-1 Class A Notes paid and contained respectively in each payment up to each respective Payment Date. The calculation of the Note Factor is described in the relevant definition.
	Amount on which interest is to be paid on the first Payment Date (Condition 9 (a)):	EUR 18,500,000
7.	Margin (Condition 8 (c)):	0.70 per cent. per annum
8.	First occurring Payment Date with respect to the Series 2016-1 Class A Notes:	25 August 2016
9.	Series 2016-1 Revolving Period Expiration Date:	Payment Date falling in May 2017 (or as extended in accordance with Condition 9 (c))
10.	Series 2016-1 Class A Scheduled Repayment Date (Condition	Payment Date falling in May 2023 (or as extended in accordance with

	9 (c):	Condition 9 (c) as a consequence of the extension of the Series 2016-1 Class A Revolving Period Expiration Date)
11.	Series 2016-1 Class A Final Maturity Date (Condition 9 (c)):	25 November 2024 (or as extended in accordance with Condition 9 (c) as a consequence of the extension of the Series 2016-1 Class A Revolving Period Expiration Date)
12.	Settlement information:	delivery free of payment
13.	Intended to be held in a manner which would allow Eurosystem eligibility:	Yes. Note that the designation "yes" simply means that the Notes are intended upon issue to be deposited with one of the ICSDs as common safekeeper and registered in the name of a nominee of one of the ICSDs acting as common safekeeper, and does not necessarily mean that the Notes will be recognized as eligible collateral for Eurosystem monetary policy and intra day credit operations by the Eurosystem either upon issue or at any or all times during their life. Such recognition will depend upon the ECB being satisfied that Eurosystem eligibility criteria have been met.
14.	Clearing Codes:	
	- ISIN Code	XS1417315725
	- Common Code	141731572
15.	Admission to trading and total expenses:	Application has been made for the Series 2016-1 Class A Notes subject of these Final Terms to be admitted to trading on the regulated market of the Luxembourg Stock Exchange with effect from 25 July 2016. The total expenses related to the admission to trading will amount to EUR 2,920.

UPDATED PORTFOLIO DATA AS 30 JUNE 2016

1 - Brand & type of car

Audi

Type of car	Number of contracts	Percentage of contracts	Outstanding discounted balance	Percentage of Outstanding discounted balance
New car	1,267	6.90%	38,116,400.63 €	11.01%
Used car	126	0.69%	3,246,324.38 €	0.94%
Total	1,393	7.59%	41,362,725.01 €	11.95%

Seat

Type of car	Number of contracts	Percentage of contracts	Outstanding discounted balance	Percentage of Outstanding discounted balance
New car	3,073	16.75%	37,704,296.21 €	10.89%
Used car	71	0.39%	976,821.07 €	0.28%
Total	3,144	17.13%	38,681,117.28 €	11.17%

Skoda

Type of car	Number of contracts	Percentage of contracts	Outstanding discounted balance	Percentage of Outstanding discounted balance
New car	2,339	12.75%	35,345,989.55 €	10.21%
Used car	67	0.37%	1,015,256.01 €	0.29%
Total	2,406	13.11%	36,361,245.56 €	10.50%

Volkswagen

Type of car	Number of contracts	Percentage of contracts	Outstanding discounted balance	Percentage of Outstanding discounted balance
New car	6,664	36.31%	122,466,650.76 €	35.37%
Used car	303	1.65%	5,489,149.66 €	1.59%
Total	6,967	37.97%	127,955,800.42 €	36.95%

Volkswagen LCV

Type of car	Number of contracts	Percentage of contracts	Outstanding discounted balance	Percentage of Outstanding discounted balance
New car	1,285	7.00%	25,643,988.08 €	7.41%
Used car	92	0.50%	1,467,320.35 €	0.42%
Total	1,377	7.50%	27,111,308.43 €	7.83%

Other

Type of car	Number of contracts	Percentage of contracts	Outstanding discounted balance	Percentage of Outstanding discounted balance
New car	2,709	14.76%	68,408,540.74 €	19.76%
Used car	355	1.93%	6,367,355.39 €	1.84%
Total	3,064	16.70%	74,775,896.13 €	21.60%

Total

Type of car	Number of contracts	Percentage of contracts	Outstanding discounted balance	Percentage of Outstanding discounted balance
New car	17,337	94.47%	327,685,865.97 €	94.64%
Used car	1,014	5.53%	18,562,226.86 €	5.36%
Total	18,351	100.00%	346,248,092.83 €	100.00%

2 - Customer type

Customer type	Number of contracts	Percentage of contracts	Outstanding discounted balance	Percentage of Outstanding discounted balance
Private	7,454	40.62%	93,454,705.92 €	26.99%
Commercial	10,897	59.38%	252,793,386.91 €	73.01%
Total	18,351	100.00%	346,248,092.83 €	100.00%

3 - Customer concentration

Contracts	Number of customers	Percentage of customers	Number of contracts	Percentage of contracts	Outstanding discounted balance	Percentage of Outstanding discounted balance
1	9,857	85.93%	9,857	63.71%	158,159,471.35 €	45.66%
2	719	6.27%	1,438	7.84%	34,908,379.35 €	10.08%
3	288	2.61%	864	4.71%	21,388,747.43 €	6.18%
4	157	1.37%	628	3.42%	15,639,777.42 €	4.52%
5	110	0.96%	550	3.00%	13,240,387.83 €	3.82%
6 - 10	191	1.67%	1,407	7.67%	32,463,451.64 €	9.38%
> 10	149	1.30%	3,607	19.66%	70,447,877.81 €	20.35%
Total	11,471	100.00%	18,351	100.00%	346,248,092.83 €	100.00%

4 - Largest customer

Number	Number of contracts	Percentage of contracts	Outstanding discounted balance	Percentage of Outstanding discounted balance
1	50	0.27%	999,327.34 €	0.29%
2	40	0.22%	997,757.33 €	0.29%
3	55	0.30%	997,486.43 €	0.29%
4	45	0.25%	994,333.42 €	0.29%
5	41	0.22%	987,233.65 €	0.29%
6	109	0.59%	981,308.70 €	0.28%
7	64	0.35%	976,523.49 €	0.28%
8	39	0.21%	970,673.10 €	0.28%
9	31	0.17%	963,687.43 €	0.28%
10	79	0.43%	953,259.67 €	0.28%
11	38	0.21%	950,489.83 €	0.27%
12	36	0.20%	936,603.75 €	0.27%
13	66	0.36%	933,430.72 €	0.27%
14	52	0.28%	927,118.47 €	0.27%
15	31	0.17%	925,858.19 €	0.27%
16	38	0.21%	913,629.67 €	0.26%
17	55	0.30%	879,415.25 €	0.25%
18	36	0.20%	867,495.33 €	0.25%
19	34	0.19%	863,143.53 €	0.25%
20	38	0.21%	831,772.59 €	0.24%
Total 1 - 20	977	5.32%	18,850,547.89 €	5.44%

5 - Outstanding discounted receivables balance

Outstanding discounted receivables balance	Number of contracts	Percentage of contracts	Outstanding discounted balance	Percentage of Outstanding discounted balance
0,01 - 5.000,00	159	0.87%	632,067.71 €	0.18%
5.000,01 - 10.000,00	3,837	20.91%	31,180,190.29 €	9.01%
10.000,01 - 15.000,00	4,316	23.52%	54,748,315.62 €	15.81%
15.000,01 - 20.000,00	3,305	18.01%	57,465,041.45 €	16.60%
20.000,01 - 25.000,00	2,567	13.99%	57,351,400.70 €	16.56%
25.000,01 - 30.000,00	1,529	8.33%	41,786,329.34 €	12.07%
> 30.000,00	2,638	14.38%	103,084,747.72 €	29.77%
Total	18,351	100.00%	346,248,092.83 €	100.00%

Statistics	
Minimum outstanding discounted receivables balance	214.56 €
Maximum outstanding discounted receivables balance	146,331.75 €
Average outstanding discounted receivables balance	18,868.08 €

6 - Outstanding nominal receivables balance

Nominal balance	Number of contracts	Percentage of contracts	Outstanding discounted balance	Percentage of Outstanding discounted balance
0,01 - 5.000,00	159	0.87%	632,067.71 €	0.18%
5.000,01 - 10.000,00	3,838	20.91%	31,190,295.10 €	9.01%
10.000,01 - 15.000,00	4,320	23.54%	54,814,016.61 €	15.83%
15.000,01 - 20.000,00	3,303	18.00%	57,450,039.06 €	16.59%
20.000,01 - 25.000,00	2,569	14.00%	57,417,905.44 €	16.58%
25.000,01 - 30.000,00	1,525	8.31%	41,689,113.95 €	12.04%
> 30.000,00	2,637	14.37%	103,054,654.96 €	29.76%
Total	18,351	100.00%	346,248,092.83 €	100.00%

Statistics	
Minimum outstanding nominal balance	280.00 €
Maximum outstanding nominal balance	154,182.81 €
Average outstanding nominal balance	20,761.03 €

7 - Original term

Original term	Number of contracts	Percentage of contracts	Outstanding discounted balance	Percentage of Outstanding discounted balance
01 - 12	97	0.53%	1,291,094.43 €	0.37%
13 - 24	1,061	5.78%	15,446,919.19 €	4.46%
25 - 36	2,794	15.23%	50,735,938.00 €	14.65%
37 - 48	10,965	59.75%	202,641,972.67 €	58.53%
49 - 60	3,434	18.71%	76,132,168.54 €	21.99%
Total	18,351	100.00%	346,248,092.83 €	100.00%

Statistics	
Minimum original term	12
Maximum original term	60
Weighted average original term	46.9

8 - Remaining term

Remaining term	Number of contracts	Percentage of contracts	Outstanding discounted balance	Percentage of Outstanding discounted balance
01 - 12	945	5.15%	10,435,104.89 €	3.01%
13 - 24	2,886	15.73%	41,180,184.83 €	11.89%
25 - 36	4,625	25.20%	80,542,685.10 €	23.26%
37 - 48	7,740	42.18%	157,374,757.66 €	45.45%
49 - 60	2,155	11.74%	56,715,360.35 €	16.38%
Total	18,351	100.00%	346,248,092.83 €	100.00%

Statistics	
Minimum remaining term	0
Maximum remaining term	60
Weighted average remaining term	38.1

9 - Seasoning

Seasoning	Number of contracts	Percentage of contracts	Outstanding discounted balance	Percentage of Outstanding discounted balance
01 - 12	12,126	66.08%	258,580,850.68 €	74.68%
13 - 24	4,382	23.88%	65,806,257.85 €	19.01%
25 - 36	1,216	6.63%	16,061,287.68 €	4.64%
37 - 48	463	2.52%	4,430,655.05 €	1.28%
49 - 60	164	0.89%	1,369,041.57 €	0.40%
Total	18,351	100.00%	346,248,092.83 €	100.00%

Statistics	
Minimum seasoning	0
Maximum seasoning	59
Weighted average seasoning	10.3

10 - Type of car

Type of car	Number of contracts	Percentage of contracts	Outstanding discounted balance	Percentage of Outstanding discounted balance
New car	17,337	94.47%	327,685,865.97 €	94.64%
Used car	1,014	5.53%	18,562,226.86 €	5.36%
Total	18,351	100.00%	346,248,092.83 €	100.00%

11 - Brand & model

Brand	Model	Number of contracts	Percentage of contracts	Outstanding discounted balance	Percentage of Outstanding discounted balance
Audi	A1	185	1.01%	3,095,954.09 €	0.89%
	A3	756	4.12%	21,669,561.08 €	6.26%
	A4	210	1.14%	6,370,586.92 €	1.84%
	A5	54	0.29%	1,795,463.23 €	0.52%
	A6	123	0.67%	5,278,336.12 €	1.52%
	A7	10	0.05%	590,300.26 €	0.17%
	A8	3	0.02%	185,651.16 €	0.05%
	Q3	19	0.10%	601,915.65 €	0.17%
	Q5	25	0.14%	1,172,620.01 €	0.34%
	Q7	6	0.03%	521,836.52 €	0.15%
	TT	2	0.01%	80,299.97 €	0.02%
Sub-Total		1,393	7.59%	41,362,725.01 €	11.95%
Seat	Alhambra	12	0.07%	403,945.31 €	0.12%
	Altea	15	0.08%	158,358.78 €	0.05%
	Ibiza	1,272	6.93%	15,586,094.19 €	4.50%
	Leon	668	3.64%	12,553,372.24 €	3.63%
	Mii	1,140	6.21%	9,533,035.93 €	2.75%
	Toledo	37	0.20%	446,310.83 €	0.13%
Sub-Total		3,144	17.13%	38,681,117.28 €	11.17%
Skoda	Citigo	641	3.49%	5,208,796.41 €	1.50%
	Fabia	638	3.48%	8,607,497.87 €	2.49%
	Octavia	753	4.10%	15,278,142.54 €	4.41%
	Rapid	193	1.05%	2,639,198.56 €	0.76%
	Roomster	3	0.02%	36,830.59 €	0.01%
	Superb	161	0.88%	4,236,214.63 €	1.22%
	Yeti	17	0.09%	356,564.96 €	0.10%
Sub-Total		2,406	13.11%	36,361,245.56 €	10.50%
VW	Amarok	3	0.02%	70,192.62 €	0.02%
	Beetle	7	0.04%	170,620.78 €	0.05%
	Caddy	121	0.66%	1,406,216.56 €	0.41%
	Crafter	37	0.20%	984,274.55 €	0.28%
	Golf	2,500	13.62%	55,721,798.06 €	16.09%
	Jetta	26	0.14%	363,225.84 €	0.10%
	Passat	872	4.75%	30,279,992.29 €	8.75%
	Polo	1,258	6.86%	16,801,320.78 €	4.85%
	Sharan	11	0.06%	380,057.38 €	0.11%
	Tiguan	33	0.18%	891,204.73 €	0.26%
	Touareg	3	0.02%	130,801.58 €	0.04%
	Touran	69	0.38%	1,795,020.54 €	0.52%
	Transporter	174	0.95%	3,042,922.80 €	0.88%
	Up!	1,853	10.10%	15,918,151.91 €	4.60%
Sub-Total		6,957	37.97%	127,955,800.42 €	36.95%
VW LCV	Amarok	5	0.03%	147,153.64 €	0.04%
	Caddy	607	3.31%	8,593,869.87 €	2.48%
	Crafter	332	1.81%	8,604,616.39 €	2.49%
	Tiguan	3	0.02%	89,588.23 €	0.03%
	Touran	1	0.01%	7,888.56 €	0.00%
	Transporter	429	2.34%	9,668,191.74 €	2.79%
Sub-Total		1,377	7.50%	27,111,308.43 €	7.83%
Other brands		3,064	16.70%	74,775,896.13 €	21.60%
Total		18,351	100.00%	346,248,092.83 €	100.00%

12 - Region

Region	Number of contracts	Percentage of contracts	Outstanding discounted balance	Percentage of Outstanding discounted balance
Noord-Holland	2,866	15.62%	60,596,518.10 €	17.50%
Flevoland	473	2.58%	7,933,017.06 €	2.29%
Utrecht	1,713	9.33%	33,083,212.38 €	9.55%
Zuid-Holland	4,766	25.97%	88,064,122.00 €	25.43%
Gelderland	1,962	10.69%	35,800,477.06 €	10.34%
Noord-Brabant	2,832	15.43%	52,063,570.43 €	15.04%
Zeeland	282	1.54%	4,869,296.98 €	1.41%
Limburg	1,388	7.56%	22,846,800.41 €	6.60%
Overijssel	1,159	6.32%	23,062,940.83 €	6.66%
Drenthe	289	1.57%	6,079,986.94 €	1.76%
Friesland	240	1.31%	3,698,132.54 €	1.07%
Groningen	381	2.08%	8,150,018.10 €	2.35%
Total	18,351	100.00%	346,248,092.83 €	100.00%

13 - Originator

Payment type	Number of contracts	Percentage of contracts	Outstanding discounted balance	Percentage of Outstanding discounted balance
Dutchlease B.V.	2,052	11.18%	50,817,305.46 €	14.68%
Volkswagen Leasing B.V.	16,299	88.82%	295,430,787.37 €	85.32%
Total	18,351	100.00%	346,248,092.83 €	100.00%

14 - Acquired

Payment type	Number of contracts	Percentage of contracts	Outstanding discounted balance	Percentage of Outstanding discounted balance
Acquired portfolio	214	1.17%	2,578,712.57 €	0.74%
Non acquired portfolio	18,137	98.83%	343,669,380.26 €	99.26%
Total	18,351	100.00%	346,248,092.83 €	100.00%

15 - Industry Sector

Industry sector	Number of contracts	Percentage of contracts	Outstanding discounted receivables balance	Percentage of outstanding discounted receivables balance
Agriculture / Forestry	79	0.43%	1,944,411.80 €	0.56%
Construction	67	0.37%	1,608,179.28 €	0.46%
Energy / Mining	43	0.23%	1,371,251.45 €	0.40%
Financial services	631	3.44%	16,461,550.49 €	4.75%
Hotel and restaurant industry	58	0.32%	1,133,181.91 €	0.33%
Information technology	619	3.37%	14,052,120.66 €	4.06%
Manufacturing industry	1,234	6.72%	30,104,624.29 €	8.69%
Other	3,766	20.52%	78,048,223.56 €	22.54%
Other services	2,851	15.54%	57,684,977.85 €	16.66%
Private	6,040	32.91%	74,588,319.70 €	21.54%
Public administration, education, health care, public services	304	1.66%	6,093,549.52 €	1.76%
Real estate	260	1.42%	6,825,055.89 €	1.97%
Retail / Wholesale	625	3.41%	13,309,651.74 €	3.84%
Transportation	1,774	9.67%	43,023,014.69 €	12.43%
Total	18,351	100.00%	€ 346,248,092.83	100.00%

16 - Product type

Product type	Number of contracts	Percentage of contracts	Outstanding discounted balance	Percentage of Outstanding discounted balance
Full Operational Lease	9,215	50.22%	223,754,029.74 €	64.62%
Net Operational Lease	595	3.24%	9,153,887.70 €	2.64%
Private Lease	7,454	40.62%	93,454,705.92 €	26.99%
Other Operational Lease	1,087	5.92%	19,885,469.47 €	5.74%
Total	18,351	100.00%	346,248,092.83 €	100.00%

17 - Payment type

Payment type	Number of contracts	Percentage of contracts	Outstanding discounted balance	Percentage of Outstanding discounted balance
Direct debit	16,432	89.54%	300,740,702.77 €	86.86%
Others	1,919	10.46%	45,507,390.06 €	13.14%
Total	18,351	100.00%	346,248,092.83 €	100.00%

18 - Run Out Schedule

Payment period	Principal	Interest	Instalment
Arrears	101,747.06 €	23,614.12 €	125,361.18 €
07.2016	5,047,525.65 €	1,275,174.97 €	6,322,700.62 €
08.2016	5,107,460.32 €	1,256,579.23 €	6,364,039.55 €
09.2016	5,287,200.03 €	1,237,763.83 €	6,524,963.86 €
10.2016	5,302,589.10 €	1,218,286.53 €	6,520,875.63 €
11.2016	5,487,769.89 €	1,198,751.93 €	6,686,521.82 €
12.2016	5,479,781.28 €	1,178,535.99 €	6,658,317.27 €
01.2017	6,333,348.66 €	1,158,349.17 €	7,491,697.83 €
02.2017	5,613,792.18 €	1,021,121.08 €	6,634,913.26 €
03.2017	6,639,725.57 €	1,228,651.42 €	7,868,376.99 €
04.2017	6,270,344.90 €	1,089,417.41 €	7,359,762.31 €
05.2017	6,298,067.90 €	1,067,238.41 €	7,365,306.31 €
06.2017	6,532,957.36 €	1,043,575.46 €	7,576,532.82 €
07.2017	6,506,456.10 €	1,019,508.74 €	7,525,964.84 €
08.2017	6,359,420.23 €	895,539.10 €	7,354,959.33 €
09.2017	6,155,561.71 €	972,111.36 €	7,127,673.07 €
10.2017	6,873,682.03 €	949,435.01 €	7,823,117.04 €
11.2017	7,024,024.94 €	924,112.54 €	7,948,137.48 €
12.2017	6,924,963.85 €	898,236.88 €	7,823,200.73 €
01.2018	8,298,513.44 €	872,725.92 €	9,171,239.36 €
02.2018	5,768,948.67 €	758,673.35 €	6,527,622.02 €
03.2018	7,133,830.79 €	904,691.25 €	8,038,522.04 €
04.2018	6,870,975.03 €	794,340.12 €	7,665,315.15 €
05.2018	6,748,418.48 €	769,592.06 €	7,518,010.54 €
06.2018	6,128,397.96 €	744,449.68 €	6,872,847.64 €
07.2018	6,961,555.48 €	721,873.48 €	7,683,428.96 €
08.2018	6,651,022.13 €	696,227.20 €	7,347,249.33 €
09.2018	6,489,498.76 €	671,724.55 €	7,161,223.31 €
10.2018	7,200,204.64 €	647,818.51 €	7,848,023.35 €
11.2018	8,114,394.30 €	621,293.51 €	8,735,687.81 €
12.2018	7,233,872.39 €	591,400.59 €	7,825,272.98 €
01.2019	9,440,154.91 €	564,752.04 €	10,004,906.95 €
02.2019	6,070,579.98 €	477,565.85 €	6,548,145.83 €
03.2019	7,769,009.19 €	560,213.97 €	8,329,223.16 €
04.2019	7,047,144.17 €	478,948.40 €	7,526,092.57 €
05.2019	6,611,627.65 €	453,073.46 €	7,064,701.11 €
06.2019	6,759,328.85 €	428,673.53 €	7,188,002.38 €
07.2019	7,124,588.65 €	403,773.29 €	7,528,361.94 €
08.2019	7,193,000.17 €	377,526.48 €	7,570,526.65 €
09.2019	7,949,177.40 €	351,027.33 €	8,300,204.73 €
10.2019	9,263,360.39 €	321,744.18 €	9,585,104.57 €
11.2019	11,238,029.24 €	287,618.46 €	11,525,647.70 €
12.2019	9,487,758.89 €	246,218.27 €	9,733,977.16 €
01.2020	14,606,438.04 €	211,266.60 €	14,817,704.64 €
02.2020	6,317,512.94 €	147,731.45 €	6,465,244.39 €
03.2020	6,109,491.38 €	143,945.43 €	6,253,436.81 €
04.2020	4,240,169.01 €	111,677.13 €	4,351,846.14 €
05.2020	2,387,331.59 €	96,056.79 €	2,483,388.38 €
06.2020	1,786,987.15 €	87,262.30 €	1,874,249.45 €
07.2020	1,611,314.18 €	80,679.06 €	1,691,993.24 €
08.2020	1,630,992.21 €	74,743.21 €	1,705,735.42 €
09.2020	1,891,831.62 €	68,734.73 €	1,960,566.35 €
10.2020	2,242,089.52 €	61,765.48 €	2,303,855.00 €
11.2020	3,108,025.91 €	53,505.48 €	3,161,531.39 €
12.2020	4,383,879.64 €	42,055.89 €	4,425,935.53 €
01.2021	2,837,418.16 €	25,906.00 €	2,863,324.16 €
02.2021	1,585,798.74 €	14,231.64 €	1,610,030.38 €
03.2021	1,450,465.59 €	10,801.01 €	1,461,266.60 €
04.2021	887,828.81 €	4,231.14 €	892,059.95 €
05.2021	260,707.82 €	960.43 €	261,668.25 €
Total	346,246,092.83 €	34,737,502.43 €	380,983,595.26 €

19 - Retention in accordance with article 405 Abs. 1 c CRR

Type of asset	Number of contracts	Percentage of contracts	Outstanding nominal receivables balance	Percentage of outstanding nominal receivables balance
Sold portfolio	18,351	95.02%	380,985,595.26 €	94.98%
Asset retention	961	4.98%	20,126,259.53 €	5.02%
Total	19,312	100.00%	401,111,854.79 €	100.00%

Estimated Residual Value as % of Purchase Price

Percentage Estimated RV of Purchase Price	Number of contracts	Percentage of contracts	Outstanding discounted balance	Percentage of Outstanding discounted balance
0% - 20%	384	2.1%	5,691,994.87 €	1.6%
20% - 40%	4,410	24.0%	111,105,524.61 €	32.1%
40% - 60%	9,902	54.0%	180,450,028.92 €	52.1%
60% - 80%	3,503	19.1%	46,585,020.83 €	13.5%
80% - 100%	152	0.8%	2,415,523.60 €	0.7%
Total	18,351	100.0%	346,248,092.83 €	100.0%

Remaining term including weighted av RV

Remaining term	Number of contracts	Percentage of contracts	Outstanding discounted balance	Percentage of Outstanding discounted balance	Weighted average RV%
01 - 12	945	5.1%	10,435,104.89 €	3.01%	72.0%
13 - 24	2,886	15.7%	41,180,184.83 €	11.89%	59.6%
25 - 36	4,625	25.2%	80,542,685.10 €	23.26%	46.2%
37 - 48	7,740	42.2%	157,374,757.66 €	45.45%	38.3%
49 - 60	2,155	11.7%	56,715,360.35 €	16.38%	27.5%
Total	18,351	100.0%	346,248,092.83 €	100.0%	41.9%

Statistics

Minimum remaining term	0
Maximum remaining term	60
Weighted average remaining term	38.1

Seasoning including weighted av RV

Seasoning	Number of contracts	Percentage of contracts	Outstanding discounted balance	Percentage of Outstanding discounted balance	Weighted average RV%
01 - 12	12,126	66.1%	258,580,850.68 €	74.68%	39.7%
13 - 24	4,382	23.9%	65,806,257.85 €	19.01%	49.1%
25 - 36	1,216	6.6%	16,061,287.68 €	4.64%	55.7%
37 - 48	463	2.5%	4,430,655.05 €	1.28%	64.4%
49 - 60	164	0.9%	1,369,041.57 €	0.40%	73.5%
Total	18,351	100.0%	346,248,092.83 €	100.0%	41.93%

Statistics

Minimum seasoning	0
Maximum seasoning	59
Weighted average seasoning	10.3

EA 189

Total portfolio				
Distribution by motor type	Number of contracts	Percentage of contracts	Outstanding discounted balance	Percentage of outstanding discounted balance
EA189 (unfixed)	601	3.28%	€ 7,385,330.39	2.13%
Other	17,750	96.72%	€ 338,862,762.44	97.87%
Total	18,351	100.00%	€ 346,248,092.83	100.00%

Run Out Schedule - Instalment

Payment period	Principal	Interest	Instalment
Arrears	101,747.06 €	23,614.12 €	125,361.18 €
07.2016	5,570,798.05 €	737,624.06 €	6,308,422.11 €
08.2016	5,586,970.95 €	717,100.63 €	6,304,071.58 €
09.2016	5,599,490.17 €	696,518.75 €	6,296,008.92 €
10.2016	5,606,467.45 €	675,891.00 €	6,282,358.45 €
11.2016	5,595,047.08 €	655,236.94 €	6,250,284.02 €
12.2016	5,586,557.08 €	634,625.80 €	6,221,182.88 €
01.2017	5,552,029.92 €	614,045.62 €	6,166,075.54 €
02.2017	4,959,388.64 €	479,695.85 €	5,439,084.49 €
03.2017	5,837,952.94 €	689,636.96 €	6,527,589.90 €
04.2017	5,644,394.37 €	553,356.61 €	6,197,750.98 €
05.2017	5,413,700.24 €	533,483.56 €	5,947,183.80 €
06.2017	5,377,919.80 €	513,078.55 €	5,890,998.35 €
07.2017	5,330,611.40 €	493,266.89 €	5,823,878.29 €
08.2017	5,285,397.14 €	473,628.96 €	5,759,026.10 €
09.2017	5,250,671.84 €	454,157.83 €	5,704,829.67 €
10.2017	5,205,633.29 €	434,815.02 €	5,640,448.31 €
11.2017	5,140,637.59 €	415,637.50 €	5,556,275.09 €
12.2017	5,072,710.10 €	396,700.09 €	5,469,410.19 €
01.2018	4,977,899.25 €	378,012.67 €	5,355,911.92 €
02.2018	4,398,450.03 €	276,192.97 €	4,674,643.00 €
03.2018	5,159,019.74 €	427,259.67 €	5,586,279.41 €
04.2018	4,941,993.37 €	324,183.58 €	5,266,176.95 €
05.2018	4,686,631.45 €	306,541.73 €	4,993,173.18 €
06.2018	4,622,636.57 €	288,994.80 €	4,911,631.37 €
07.2018	4,547,931.66 €	271,965.70 €	4,819,897.36 €
08.2018	4,466,799.51 €	255,211.01 €	4,722,010.52 €
09.2018	4,388,704.55 €	238,754.85 €	4,627,459.40 €
10.2018	4,298,783.60 €	222,587.97 €	4,521,371.57 €
11.2018	4,180,525.57 €	206,751.56 €	4,387,277.13 €
12.2018	4,044,127.18 €	191,350.68 €	4,235,477.86 €
01.2019	3,871,852.79 €	176,452.89 €	4,048,305.68 €
02.2019	3,332,275.34 €	109,779.86 €	3,442,055.20 €
03.2019	3,892,099.74 €	202,515.67 €	4,094,615.41 €
04.2019	3,609,409.47 €	135,532.31 €	3,744,941.78 €
05.2019	3,353,589.31 €	122,321.70 €	3,475,911.01 €
06.2019	3,233,136.41 €	109,924.11 €	3,343,060.52 €
07.2019	3,090,422.01 €	98,014.07 €	3,188,436.08 €
08.2019	2,925,626.11 €	86,628.79 €	3,012,254.90 €
09.2019	2,766,371.73 €	75,850.29 €	2,842,222.02 €
10.2019	2,575,356.28 €	65,660.17 €	2,641,016.45 €
11.2019	2,312,554.45 €	56,172.50 €	2,368,726.95 €
12.2019	2,000,653.71 €	47,653.01 €	2,048,306.72 €
01.2020	1,583,326.22 €	40,283.21 €	1,623,609.43 €
02.2020	1,212,936.04 €	24,724.12 €	1,237,660.16 €
03.2020	1,226,176.89 €	39,742.94 €	1,265,919.83 €
04.2020	967,737.23 €	25,464.36 €	993,201.59 €
05.2020	856,198.12 €	21,899.39 €	878,097.51 €
06.2020	813,794.23 €	18,745.46 €	832,539.69 €
07.2020	772,803.59 €	15,747.39 €	788,550.98 €
08.2020	735,529.05 €	12,900.54 €	748,429.59 €
09.2020	693,373.31 €	10,190.87 €	703,564.18 €
10.2020	630,979.17 €	7,636.64 €	638,615.81 €
11.2020	543,337.87 €	5,311.84 €	548,649.71 €
12.2020	399,475.58 €	3,310.34 €	402,785.92 €
01.2021	229,982.86 €	1,838.67 €	231,821.53 €
02.2021	130,813.50 €	-230.12 €	130,583.38 €
03.2021	94,508.85 €	1,736.14 €	96,244.99 €
04.2021	39,733.62 €	161.50 €	39,895.12 €
05.2021	4,097.48 €	15.10 €	4,112.58 €
06.2021	0.00 €	0.00 €	0.00 €
Total	200,329,778.56 €	15,095,905.68 €	215,425,684.24 €

Run Out Schedule - Residual Value part

Payment period	Principal	Interest	Instalment
Arrears	0.00 €	0.00 €	0.00 €
07.2016	-523,272.40 €	537,550.91 €	14,278.51 €
08.2016	-479,510.63 €	539,478.60 €	59,967.97 €
09.2016	-312,290.14 €	541,245.08 €	228,954.94 €
10.2016	-303,878.35 €	542,395.53 €	238,517.18 €
11.2016	-107,277.19 €	543,514.99 €	436,237.80 €
12.2016	-106,775.80 €	543,910.19 €	437,134.39 €
01.2017	781,318.74 €	544,303.55 €	1,325,622.29 €
02.2017	654,403.54 €	541,425.23 €	1,195,828.77 €
03.2017	801,772.63 €	539,014.46 €	1,340,787.09 €
04.2017	625,950.53 €	536,060.80 €	1,162,011.33 €
05.2017	884,367.66 €	533,754.85 €	1,418,122.51 €
06.2017	1,155,037.56 €	530,496.91 €	1,685,534.47 €
07.2017	1,175,844.70 €	526,241.85 €	1,702,086.55 €
08.2017	1,074,023.09 €	521,910.14 €	1,595,933.23 €
09.2017	904,889.87 €	517,953.53 €	1,422,843.40 €
10.2017	1,668,048.74 €	514,619.99 €	2,182,668.73 €
11.2017	1,883,387.35 €	508,475.04 €	2,391,862.39 €
12.2017	1,852,253.75 €	501,536.79 €	2,353,790.54 €
01.2018	3,320,614.19 €	494,713.25 €	3,815,327.44 €
02.2018	1,370,498.64 €	482,480.38 €	1,852,979.02 €
03.2018	1,974,811.05 €	477,431.58 €	2,452,242.63 €
04.2018	1,928,981.66 €	470,156.54 €	2,399,138.20 €
05.2018	2,061,787.03 €	463,050.33 €	2,524,837.36 €
06.2018	1,505,761.39 €	455,454.88 €	1,961,216.27 €
07.2018	2,413,623.82 €	449,907.78 €	2,863,531.60 €
08.2018	2,184,222.62 €	441,016.19 €	2,625,238.81 €
09.2018	2,100,794.21 €	432,969.70 €	2,533,763.91 €
10.2018	2,901,421.24 €	425,230.54 €	3,326,651.78 €
11.2018	3,933,868.73 €	414,541.95 €	4,348,410.68 €
12.2018	3,189,745.21 €	400,049.91 €	3,589,795.12 €
01.2019	5,568,302.12 €	388,299.15 €	5,956,601.27 €
02.2019	2,738,304.64 €	367,785.99 €	3,106,090.63 €
03.2019	3,876,909.45 €	357,698.30 €	4,234,607.75 €
04.2019	3,437,734.70 €	343,416.09 €	3,781,150.79 €
05.2019	3,258,038.34 €	330,751.76 €	3,588,790.10 €
06.2019	3,526,192.44 €	318,749.42 €	3,844,941.86 €
07.2019	4,034,166.64 €	305,759.22 €	4,339,925.86 €
08.2019	4,267,374.06 €	290,897.69 €	4,558,271.75 €
09.2019	5,182,805.67 €	275,177.04 €	5,457,982.71 €
10.2019	6,688,004.11 €	256,084.01 €	6,944,088.12 €
11.2019	8,925,474.79 €	231,445.96 €	9,156,920.75 €
12.2019	7,487,105.18 €	198,585.26 €	7,685,690.44 €
01.2020	13,023,111.82 €	170,983.39 €	13,194,095.21 €
02.2020	5,104,576.90 €	123,007.33 €	5,227,584.23 €
03.2020	4,883,314.49 €	104,202.49 €	4,987,516.98 €
04.2020	3,272,431.78 €	86,212.77 €	3,358,644.55 €
05.2020	1,531,133.47 €	74,157.40 €	1,605,290.87 €
06.2020	973,192.92 €	68,516.84 €	1,041,709.76 €
07.2020	838,510.59 €	64,931.67 €	903,442.26 €
08.2020	885,463.16 €	61,842.67 €	957,305.83 €
09.2020	1,198,458.31 €	58,543.86 €	1,257,002.17 €
10.2020	1,611,110.35 €	54,128.84 €	1,665,239.19 €
11.2020	2,564,688.04 €	48,193.64 €	2,612,881.68 €
12.2020	3,984,404.06 €	38,745.55 €	4,023,149.61 €
01.2021	2,607,435.30 €	24,067.33 €	2,631,502.63 €
02.2021	1,464,985.24 €	14,461.76 €	1,479,447.00 €
03.2021	1,355,956.74 €	9,064.87 €	1,365,021.61 €
04.2021	848,095.19 €	4,069.64 €	852,164.83 €
05.2021	256,610.34 €	945.33 €	257,555.67 €
06.2021	0.00 €	0.00 €	0.00 €
	145,918,314.27 €	19,641,596.75 €	165,559,911.02 €

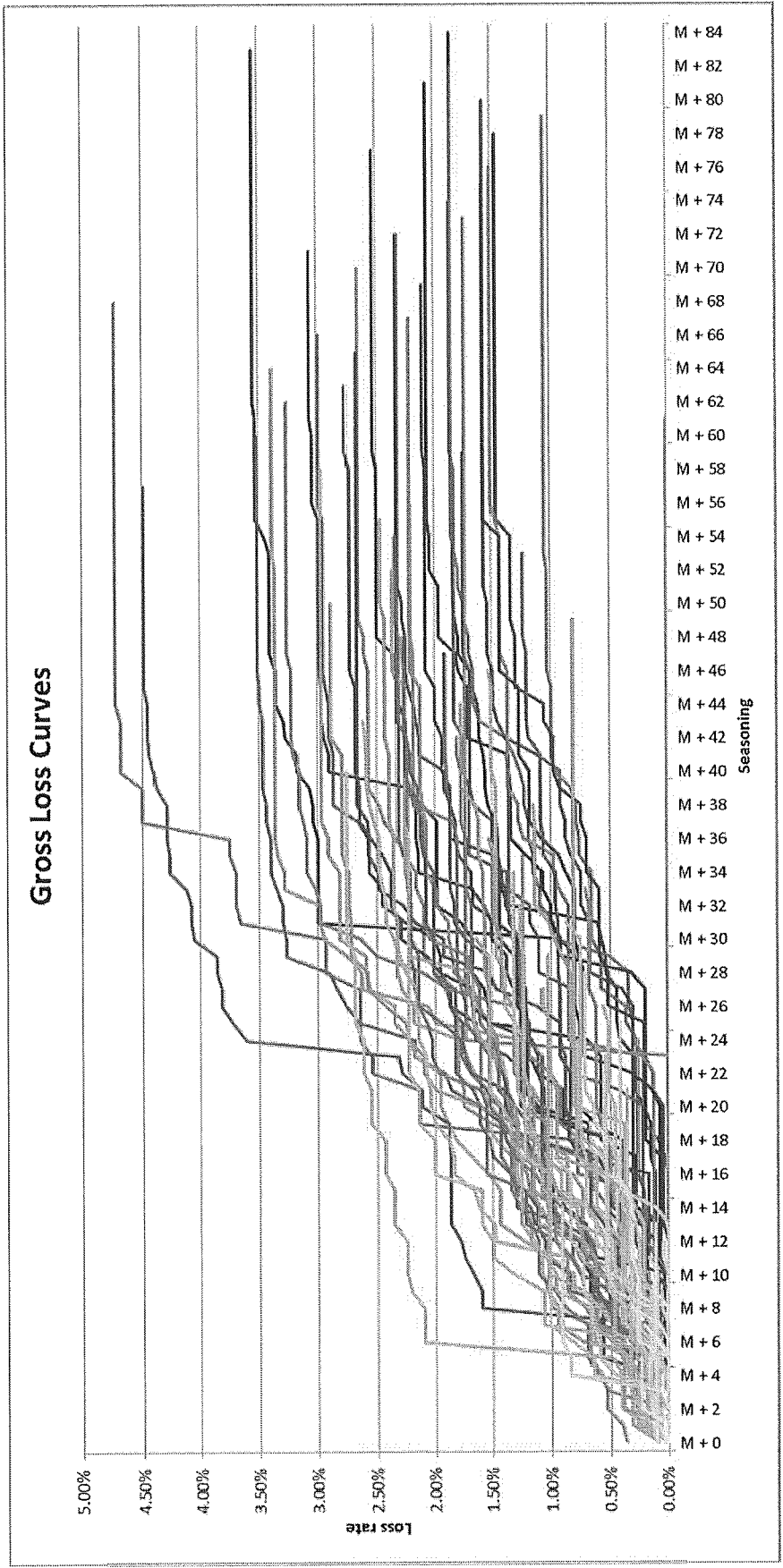
Run Out Schedule

Payment period	Principal	Interest	Instalment
Arrears	101,747.06 €	23,614.12 €	125,361.18 €
07.2016	5,047,525.65 €	1,275,174.97 €	6,322,700.62 €
08.2016	5,107,460.32 €	1,256,579.23 €	6,364,039.55 €
09.2016	5,287,200.03 €	1,237,763.83 €	6,524,963.86 €
10.2016	5,302,589.10 €	1,218,286.53 €	6,520,875.63 €
11.2016	5,487,769.89 €	1,198,751.93 €	6,686,521.82 €
12.2016	5,479,781.28 €	1,178,535.99 €	6,658,317.27 €
01.2017	6,333,348.66 €	1,158,349.17 €	7,491,697.83 €
02.2017	5,613,792.18 €	1,021,121.08 €	6,634,913.26 €
03.2017	6,639,725.57 €	1,228,651.42 €	7,868,376.99 €
04.2017	6,270,344.90 €	1,089,417.41 €	7,359,762.31 €
05.2017	6,298,067.90 €	1,067,238.41 €	7,365,306.31 €
06.2017	6,532,957.36 €	1,043,575.46 €	7,576,532.82 €
07.2017	6,506,456.10 €	1,019,508.74 €	7,525,964.84 €
08.2017	6,359,420.23 €	985,539.10 €	7,354,959.33 €
09.2017	6,155,561.71 €	972,111.36 €	7,127,673.07 €
10.2017	6,873,882.03 €	949,435.01 €	7,823,317.04 €
11.2017	7,024,024.94 €	924,112.54 €	7,948,137.48 €
12.2017	6,924,963.85 €	898,236.88 €	7,823,200.73 €
01.2018	8,298,513.44 €	872,725.92 €	9,171,239.36 €
02.2018	5,768,948.67 €	758,673.35 €	6,527,622.02 €
03.2018	7,133,830.79 €	904,691.25 €	8,038,522.04 €
04.2018	6,870,975.03 €	794,340.12 €	7,665,315.15 €
05.2018	6,748,418.48 €	769,592.06 €	7,518,010.54 €
06.2018	6,128,397.96 €	744,449.68 €	6,872,847.64 €
07.2018	6,961,555.48 €	721,873.48 €	7,683,428.96 €
08.2018	6,651,022.13 €	696,227.20 €	7,347,249.33 €
09.2018	6,489,498.76 €	671,724.55 €	7,161,223.31 €
10.2018	7,200,204.84 €	647,818.51 €	7,848,023.35 €
11.2018	8,114,394.30 €	621,293.51 €	8,735,687.81 €
12.2018	7,233,872.39 €	591,400.59 €	7,825,272.98 €
01.2019	9,440,154.91 €	564,752.04 €	10,004,906.95 €
02.2019	6,070,579.98 €	477,565.85 €	6,548,145.83 €
03.2019	7,769,009.19 €	560,213.97 €	8,329,223.16 €
04.2019	7,047,144.17 €	478,948.40 €	7,526,092.57 €
05.2019	6,611,627.65 €	453,073.46 €	7,064,701.11 €
06.2019	6,759,328.85 €	428,673.53 €	7,188,002.38 €
07.2019	7,124,588.65 €	403,773.29 €	7,528,361.94 €
08.2019	7,193,000.17 €	377,526.48 €	7,570,526.65 €
09.2019	7,949,177.40 €	351,027.33 €	8,300,204.73 €
10.2019	9,263,360.39 €	321,744.18 €	9,585,104.57 €
11.2019	11,238,029.24 €	287,618.46 €	11,525,647.70 €
12.2019	9,487,758.89 €	246,218.27 €	9,733,977.16 €
01.2020	14,606,438.04 €	211,266.60 €	14,817,704.64 €
02.2020	6,317,512.94 €	147,731.45 €	6,465,244.39 €
03.2020	6,109,491.38 €	143,945.43 €	6,253,436.81 €
04.2020	4,240,169.01 €	111,677.13 €	4,351,846.14 €
05.2020	2,387,331.59 €	96,056.79 €	2,483,388.38 €
06.2020	1,786,987.15 €	87,262.30 €	1,874,249.45 €
07.2020	1,611,314.18 €	80,679.06 €	1,691,993.24 €
08.2020	1,630,992.21 €	74,743.21 €	1,705,735.42 €
09.2020	1,891,831.62 €	68,734.73 €	1,960,566.35 €
10.2020	2,242,089.52 €	61,765.48 €	2,303,855.00 €
11.2020	3,108,025.91 €	53,505.48 €	3,161,531.39 €
12.2020	4,383,879.64 €	42,055.89 €	4,425,935.53 €
01.2021	2,837,418.16 €	25,906.00 €	2,863,324.16 €
02.2021	1,595,798.74 €	14,231.64 €	1,610,030.38 €
03.2021	1,450,465.59 €	10,801.01 €	1,461,266.60 €
04.2021	887,828.81 €	4,231.14 €	892,059.95 €
05.2021	260,707.82 €	960.43 €	261,668.25 €
06.2021	0.00 €	0.00 €	0.00 €
Total	346,248,092.93 €	34,737,502.43 €	380,985,595.26 €

Portfolio Losses

1. Gross Losses - Total Portfolio

	01.11.2014	01.12.2014	01.01.2015	01.02.2015	01.03.2015	01.04.2015	01.05.2015	01.06.2015	01.07.2015	01.08.2015	01.09.2015	01.10.2015	01.11.2015	01.12.2015	01.01.2016
€ 52,727,609.21	€ 38,978,792.19	€ 76,732,010.00	€ 39,899,978.25	€ 47,715,999.07	€ 55,453,548.01	€ 46,369,319.18	€ 64,567,987.96	€ 59,431,886.90	€ 54,689,915.97	€ 61,202,065.28	€ 80,220,918.63	€ 92,279,239.34	€ 100,840,026.75	€ 93,381,618.60	
1651	1255	2226	1170	1328	1738	1341	1944	1783	1746	1895	2263	2673	2372	2934	
0.000000%	0.109909%	0.000000%	0.000000%	0.000000%	0.000000%	0.000000%	0.000000%	0.000000%	0.000000%	0.000000%	0.000000%	0.036530%	0.000000%	0.000000%	
0.000000%	0.109909%	0.000000%	0.093403%	0.000000%	0.000000%	0.000000%	0.000000%	0.000000%	0.000000%	0.000000%	0.000000%	0.036530%	0.092408%	0.000000%	
0.000000%	0.109909%	0.000000%	0.093403%	0.000000%	0.000000%	0.000000%	0.000000%	0.000000%	0.238974%	0.000000%	0.000000%	0.036530%	0.000000%	0.000000%	
0.840927%	0.109909%	0.000000%	0.093403%	0.000000%	0.000000%	0.000000%	0.000000%	0.000000%	0.238974%	0.053694%	0.000000%	0.000000%	0.000000%	0.000000%	
0.840927%	0.109909%	0.000000%	0.093403%	0.000000%	0.000000%	0.000000%	0.072345%	0.000000%	0.238974%	0.053694%	0.000000%	0.000000%	0.000000%	0.000000%	
0.909297%	0.109909%	0.000000%	0.093403%	0.000000%	0.000000%	0.000000%	0.211518%	0.000000%	0.238974%	0.053694%	0.000000%	0.000000%	0.000000%	0.000000%	
0.909297%	0.109909%	0.000000%	0.093403%	0.125252%	0.061584%	0.317918%									
0.909297%	0.109909%	0.000000%	0.093403%	0.125252%	0.061584%										
0.909297%	0.109909%	0.048642%	0.166873%												
0.909297%	0.109909%														



2. Gross Losses - Volkswagen Leasing

Contract start month	01.01.2009	01.02.2009	01.03.2009	01.04.2009	01.05.2009	01.06.2009	01.07.2009	01.08.2009	01.09.2009	01.10.2009	01.11.2009	01.12.2009
Origination volume	€ 54,703,899.69	€ 30,382,328.52	€ 26,772,666.85	€ 26,506,155.39	€ 23,000,280.77	€ 21,206,118.22	€ 19,825,539.13	€ 18,910,977.70	€ 17,844,839.27	€ 24,168,195.46	€ 11,151,911.13	€ 5,710,858.00
No. Of contracts	1328	726	673	667	586	533	486	534	436	672	300	219
Contract start month	01.01.2009	01.02.2009	01.03.2009	01.04.2009	01.05.2009	01.06.2009	01.07.2009	01.08.2009	01.09.2009	01.10.2009	01.11.2009	01.12.2009
M + 0	0.000000%	0.000000%	0.000000%	0.000000%	0.000000%	0.000000%	0.000000%	0.000000%	0.000000%	0.000000%	0.000000%	0.000000%
M + 1	0.000000%	0.000000%	0.000000%	0.000000%	0.000000%	0.000000%	0.000000%	0.000000%	0.000000%	0.000000%	0.000000%	0.000000%
M + 2	0.000000%	0.000000%	0.000000%	0.000000%	0.000000%	0.000000%	0.000000%	0.000000%	0.000000%	0.000000%	0.000000%	0.000000%
M + 3	0.000000%	0.000000%	0.000000%	0.000000%	0.000000%	0.000000%	0.000000%	0.000000%	0.000000%	0.000000%	0.000000%	0.000000%
M + 4	0.000000%	0.000000%	0.000000%	0.000000%	0.000000%	0.000000%	0.000000%	0.000000%	0.000000%	0.000000%	0.000000%	0.000000%
M + 5	0.000000%	0.000000%	0.000000%	0.000000%	0.000000%	0.000000%	0.000000%	0.000000%	0.000000%	0.000000%	0.000000%	0.000000%
M + 6	0.000000%	0.365585%	0.000000%	0.000000%	0.000000%	0.000000%	0.000000%	0.000000%	0.000000%	0.000000%	0.000000%	0.000000%
M + 7	0.000000%	0.365585%	0.000000%	0.000000%	0.000000%	0.000000%	0.000000%	0.000000%	0.000000%	0.000000%	0.000000%	0.000000%
M + 8	0.000000%	0.365585%	0.000000%	0.000000%	0.000000%	0.000000%	0.000000%	0.000000%	0.000000%	0.000000%	0.000000%	0.000000%
M + 9	0.000000%	0.365585%	0.000000%	0.000000%	0.000000%	0.000000%	0.000000%	0.000000%	0.000000%	0.000000%	0.149073%	0.000000%
M + 10	0.000000%	0.365585%	0.000000%	0.000000%	0.000000%	0.000000%	0.000000%	0.000000%	0.000000%	0.181207%	0.149073%	0.000000%
M + 11	0.000000%	0.365585%	0.000000%	0.100779%	0.000000%	0.000000%	0.000000%	0.000000%	0.000000%	0.181207%	0.149073%	0.000000%
M + 12	0.000000%	0.365585%	0.000000%	0.100779%	0.000000%	0.000000%	0.000000%	0.000000%	0.000000%	0.181207%	0.149073%	0.000000%
M + 13	0.000000%	0.365585%	0.000000%	0.100779%	0.000000%	0.000000%	0.000000%	0.000000%	0.000000%	0.181207%	0.149073%	0.000000%
M + 14	0.000000%	0.365585%	0.000000%	0.100779%	0.000000%	0.098059%	0.098059%	0.000000%	0.000000%	0.181207%	0.149073%	0.000000%
M + 15	0.000000%	0.365585%	0.000000%	0.100779%	0.000000%	0.098059%	0.098059%	0.000000%	0.000000%	0.181207%	0.149073%	0.000000%
M + 16	0.000000%	0.365585%	0.000000%	0.100779%	0.000000%	0.098059%	0.098059%	0.000000%	0.000000%	0.181207%	0.149073%	0.000000%
M + 17	0.000000%	0.365585%	0.000000%	0.100779%	0.000000%	0.098059%	0.098059%	0.000000%	0.000000%	0.181207%	0.149073%	0.000000%
M + 18	0.000000%	0.365585%	0.000000%	0.100779%	0.000000%	0.098059%	0.098059%	0.000000%	0.000000%	0.181207%	0.149073%	0.000000%
M + 19	0.000000%	0.597617%	0.000000%	0.100779%	0.000000%	0.098059%	0.098059%	0.000000%	0.000000%	0.181207%	0.149073%	0.000000%
M + 20	0.000000%	0.597617%	0.000000%	0.100779%	0.000000%	0.098059%	0.098059%	0.000000%	0.000000%	0.181207%	0.149073%	0.000000%
M + 21	0.000000%	0.597617%	0.000000%	0.100779%	0.000000%	0.098059%	0.098059%	0.000000%	0.000000%	0.181207%	0.149073%	0.000000%
M + 22	0.000000%	0.597617%	0.000000%	0.100779%	0.000000%	0.098059%	0.098059%	0.000000%	0.000000%	0.181207%	0.149073%	0.000000%
M + 23	0.000000%	0.597617%	0.000000%	0.100779%	0.000000%	0.098059%	0.098059%	0.000000%	0.000000%	0.181207%	0.149073%	0.000000%
M + 24	0.163330%	0.597617%	0.000000%	0.100779%	0.000000%	0.098059%	0.109546%	0.000000%	0.000000%	1.193681%	0.586011%	0.881525%
M + 25	0.163330%	0.597617%	0.000000%	0.100779%	0.000000%	0.098059%	0.109546%	0.000000%	0.000000%	1.193681%	0.586011%	0.881525%
M + 26	0.163330%	0.597617%	0.000000%	0.100779%	0.000000%	0.098059%	0.560903%	1.178423%	1.193681%	0.586011%	0.881525%	0.034741%
M + 27	0.163330%	0.597617%	0.000000%	0.100779%	0.140221%	0.196440%	0.560903%	1.226518%	1.193681%	0.586011%	0.881525%	0.034741%
M + 28	0.163330%	0.597617%	0.000000%	0.100779%	0.265308%	0.196440%	0.560903%	1.226518%	1.193681%	0.586011%	0.881525%	0.034741%
M + 29	0.163330%	0.597617%	0.000000%	0.100779%	0.873783%	0.196440%	0.673175%	1.226518%	1.193681%	0.586011%	0.881525%	0.034741%
M + 30	0.163330%	0.597617%	0.561388%	0.873783%	0.265308%	0.319238%	0.673175%	1.226518%	1.193681%	0.640604%	0.881525%	0.034741%
M + 31	0.163330%	3.507072%	0.561388%	0.996028%	0.265308%	0.319238%	0.673175%	1.362986%	1.193681%	0.640604%	0.881525%	0.034741%
M + 32	1.089375%	3.507072%	0.719349%	0.996028%	0.627507%	0.319238%	0.673175%	1.656481%	1.193681%	0.640604%	0.881525%	0.034741%
M + 33	1.122878%	3.507072%	0.719349%	1.094419%	0.627507%	0.319238%	0.673175%	1.656481%	1.193681%	0.640604%	0.881525%	0.034741%
M + 34	1.122878%	3.507072%	0.797571%	1.094419%	0.627507%	0.319238%	0.673175%	1.656481%	1.262370%	0.640604%	0.881525%	0.034741%
M + 35	1.152923%	3.507072%	0.797571%	1.094419%	0.680407%	0.319238%	0.673175%	1.656481%	1.262370%	0.724342%	0.881525%	0.034741%
M + 36	1.152923%	3.507072%	0.797571%	1.278396%	0.680407%	0.319238%	0.673175%	1.656481%	1.637449%	0.724342%	0.881525%	0.034741%
M + 37	1.180369%	3.566119%	0.797571%	1.278396%	0.680407%	0.363692%	0.673175%	1.656481%	1.699184%	0.724342%	0.881525%	0.034741%
M + 38	1.180369%	3.566119%	0.848387%	1.278396%	0.733096%	0.363692%	0.673175%	1.829300%	1.699184%	0.878373%	0.881525%	0.034741%
M + 39	1.209300%	3.607461%	0.848387%	1.278396%	0.733096%	0.426424%	0.673175%	1.876200%	1.829300%	0.878373%	0.881525%	0.034741%
M + 40	1.209300%	3.750911%	0.901342%	1.298689%	0.733096%	0.426424%	0.673175%	1.876200%	1.829300%	0.878373%	1.128508%	0.034741%
M + 41	1.228283%	3.750911%	0.966912%	1.298689%	0.733096%	0.426424%	0.673175%	1.876200%	1.829300%	0.935216%	1.128508%	0.034741%
M + 42	1.262966%	3.899561%	1.065904%	1.355836%	1.064801%	0.426424%	0.673175%	1.876200%	1.829300%	0.935216%	1.128508%	0.034741%
M + 43	1.286296%	3.926018%	1.193944%	1.355836%	1.064801%	0.426424%	0.673175%	1.876200%	1.829300%	0.935216%	1.287589%	0.034741%
M + 44	1.298174%	4.024071%	1.271394%	1.355836%	1.124111%	0.426424%	0.719779%	1.956390%	1.829300%	0.935216%	1.287589%	0.034741%
M + 45	1.298174%	4.024071%	1.271394%	1.355836%	1.124111%	0.426424%	0.845239%	1.956390%	1.829300%	0.935216%	1.287589%	0.034741%
M + 46	1.321332%	4.024071%	1.271394%	1.355836%	1.124111%	0.471786%	0.845239%	2.014547%	1.829300%	1.173358%	1.287589%	0.034741%
M + 47	1.421269%	4.024071%	1.271394%	1.391489%	1.178575%	0.471786%	0.845239%	2.014547%	1.928917%	1.173358%	1.287589%	0.034741%
M + 48	1.421269%	4.024071%	1.271394%	1.593254%	1.178575%	0.471786%	0.845239%	2.213548%	1.928917%	1.173358%	1.287589%	0.034741%
M + 49	1.421269%	4.024071%	1.325486%	1.593254%	1.178575%	0.471786%	0.904352%	2.213548%	1.928917%	1.173358%	1.287589%	0.034741%
M + 50	1.442356%	4.024071%	1.325486%	1.593254%	1.178575%	0.471786%	0.904352%	2.213548%	1.928917%	1.173358%	1.287589%	0.034741%
M + 51	1.442356%	4.024071%	1.395399%	1.593254%	1.238561%	0.471786%	0.904352%	2.213548%	1.928917%	1.173358%	1.287589%	0.034741%
M + 52	1.442356%	4.024071%	1.395399%	1.709278%	1.238561%	0.471786%	0.904352%	2.213548%	1.928917%	1.173358%	1.287589%	0.034741%
M + 53	1.442356%	4.024071%	1.434389%	1.709278%	1.238561%	0.506273%	0.904352%	2.213548%	1.928917%	1.173358%	1.287589%	0.034741%
M + 54	1.442356%	4.080222%	1.481888%	1.709278%	1.238561%	0.506273%	0.904352%	2.213548%	1.928917%	1.173358%	1.287589%	0.034741%
M + 55	1.442356%	4.199093%	1.481888%	1.747844%	1.238561%	0.506273%	1.084570%	2.213548%	1.928917%	1.372269%	1.287589%	0.034741%
M + 56	1.442356%	4.199093%	1.481888%	1.747844%	1.238561%	0.506273%	1.084570%	2.213548%	1.990404%	1.372269%	1.287589%	0.034741%
M + 57	1.442356%	4.199093%	1.481888%	1.747844%	1.238561%	0.506273%	1.084570%	2.213548%	1.990404%	1.372269%	1.287589%	0.034741%
M + 58	1.457883%	4.199093%	1.481888%	1.747844%	1.238561%	0.506273%	1.084570%	2.213548%	1.990404%	1.372269%	1.287589%	0.034741%
M + 59	1.457883%	4.199093%	1.481888%	1.747844%	1.238561%	0.506273%	1.084570%	2.213548%	1.990404%	1.372269%	1.333602%	0.034741%
M + 60	1.457883%	4.199093%	1.481888%	1.747844%	1.238561%	0.506273%	1.084570%	2.213548%	1.990404%	1.372269%	1.333602%	0.034741%
M + 61	1.457883%	4.199093%	1.481888%	1.747844%	1.238561%	0.506273%	1.084570%	2.213548%	1.990404%	1.372269%	1.333602%	0.034741%
M + 62												

01.01.2010	01.02.2010	01.03.2010	01.04.2010	01.05.2010	01.06.2010	01.07.2010	01.08.2010	01.09.2010	01.10.2010	01.11.2010	01.12.2010
€ 38,576,058.48	€ 23,135,089.74	€ 24,384,439.83	€ 27,685,369.98	€ 23,337,627.72	€ 25,409,540.73	€ 21,134,262.52	€ 22,338,591.34	€ 22,811,262.03	€ 25,374,662.68	€ 19,914,537.62	€ 6,541,465.86
906	574	612	660	616	677	603	619	578	701	582	199
0.000000%	0.000000%	0.000000%	0.000000%	0.000000%	0.000000%	0.000000%	0.000000%	0.000000%	0.000000%	0.000000%	0.000000%
0.000000%	0.000000%	0.000000%	0.000000%	0.000000%	0.000000%	0.000000%	0.000000%	0.000000%	0.000000%	0.000000%	0.000000%
0.000000%	0.000000%	0.178186%	0.000000%	0.000000%	0.000000%	0.000000%	0.000000%	0.000000%	0.000000%	0.000000%	0.000000%
0.000000%	0.000000%	0.178186%	0.000000%	0.000000%	0.000000%	0.000000%	0.000000%	0.000000%	0.000000%	0.000000%	0.000000%
0.000000%	0.000000%	0.178186%	0.000000%	0.000000%	0.000000%	0.000000%	0.000000%	0.000000%	0.000000%	0.000000%	0.000000%
0.000000%	0.000000%	0.178186%	0.000000%	0.000000%	0.000000%	0.000000%	0.000000%	0.000000%	0.000000%	0.000000%	0.000000%
0.000000%	0.000000%	0.178186%	0.000000%	0.000000%	0.000000%	0.000000%	0.000000%	0.000000%	0.000000%	0.000000%	0.000000%
0.000000%	0.000000%	0.178186%	0.000000%	0.000000%	0.000000%	0.000000%	0.000000%	0.000000%	0.000000%	0.000000%	0.000000%
0.000000%	0.000000%	0.178186%	0.000000%	0.000000%	0.000000%	0.000000%	0.000000%	0.000000%	0.000000%	0.000000%	0.000000%
0.000000%	0.000000%	0.178186%	0.000000%	0.000000%	0.000000%	0.000000%	0.000000%	0.000000%	0.000000%	0.000000%	0.000000%
0.000000%	0.000000%	0.178186%	0.116120%	0.000000%	0.000000%	0.032710%	0.621446%	0.000000%	0.000000%	0.247576%	0.000000%
0.000000%	0.000000%	0.178186%	0.116120%	0.000000%	0.000000%	0.032710%	0.621446%	0.197489%	0.888464%	0.247576%	0.000000%
0.000000%	0.000000%	0.178186%	0.116120%	0.000000%	0.000000%	0.000000%	0.621446%	0.829003%	1.054576%	0.503791%	0.000000%
0.000000%	0.093476%	0.178186%	0.116120%	0.000000%	0.000000%	0.238337%	0.941155%	0.829003%	1.054576%	0.601377%	0.000000%
0.000000%	0.093476%	0.178186%	0.116120%	0.000000%	0.171584%	0.298415%	0.941155%	0.829003%	1.349970%	0.601377%	0.000000%
0.000000%	0.093476%	0.178186%	0.116120%	0.000000%	0.399379%	0.298415%	0.941155%	1.011481%	1.468330%	0.818361%	0.000000%
0.000000%	0.093476%	0.178186%	0.116120%	0.653937%	0.453955%	0.298415%	1.039266%	1.011481%	1.688866%	0.906847%	0.000000%
0.000000%	0.093476%	0.178186%	0.877053%	0.653937%	0.568996%	0.588934%	1.039266%	1.011481%	1.688866%	0.945395%	0.000000%
0.000000%	0.093476%	0.561100%	0.877053%	0.653937%	0.568996%	0.588934%	1.039266%	1.306819%	1.688866%	0.945395%	0.000000%
0.000000%	0.484234%	1.026172%	0.966994%	2.546801%	0.568996%	1.096081%	1.039266%	1.306819%	1.688866%	1.269970%	0.000000%
0.544556%	0.484234%	1.357674%	1.584875%	2.546801%	0.769681%	1.096081%	1.039266%	1.306819%	1.688866%	1.269970%	0.000000%
0.544556%	0.484234%	1.357674%	1.584875%	2.546801%	0.769681%	1.096081%	1.039266%	1.306819%	1.688866%	1.269970%	0.000000%
0.544556%	0.801126%	1.426851%	1.584875%	3.110373%	0.832202%	1.096081%	1.113526%	1.418989%	1.688866%	1.437454%	0.000000%
0.652625%	0.886680%	1.426851%	1.584875%	3.110373%	0.832202%	1.096081%	1.113526%	1.418989%	1.904744%	1.507937%	0.000000%
0.652625%	0.886680%	1.426851%	1.584875%	3.256698%	0.832202%	1.096081%	1.113526%	1.418989%	2.087179%	1.507937%	0.000000%
0.652625%	0.886680%	1.426851%	1.584875%	3.256698%	0.832202%	1.096081%	1.113526%	1.418989%	2.087179%	1.507937%	0.000000%
0.652625%	1.028682%	1.527636%	1.584875%	3.256698%	0.832202%	1.383404%	1.736427%	1.536272%	2.465391%	1.759425%	0.000000%
0.652625%	1.028682%	1.527636%	1.584875%	3.256698%	0.942896%	1.383404%	1.736427%	2.274787%	2.465391%	1.948453%	0.000000%
0.652625%	1.028682%	1.645282%	1.584875%	3.650211%	1.214778%	1.383404%	2.110815%	2.274787%	2.465391%	1.948453%	0.000000%
0.652625%	1.028682%	1.645282%	1.650998%	3.650211%	1.258111%	1.870051%	2.110815%	2.373182%	2.669676%	2.149041%	0.000000%
0.815850%	1.028682%	1.645282%	1.650998%	3.650211%	1.335042%	1.870051%	2.110815%	2.410019%	2.934344%	2.412430%	0.000000%
0.815850%	1.264648%	1.645282%	1.650998%	3.724012%	1.335042%	2.153494%	2.341800%	2.466214%	3.043444%	3.048064%	0.000000%
0.905343%	1.264648%	1.645282%	1.650998%	3.783137%	1.419595%	2.153494%	2.500325%	2.466214%	3.078615%	3.048064%	0.000000%
0.905343%	1.264648%	1.742819%	1.650998%	3.783137%	1.419595%	2.275827%	2.500325%	2.906984%	3.078615%	3.139742%	0.000000%
0.905343%	1.921094%	1.742819%	1.650998%	3.783137%	1.419595%	2.275827%	2.651408%	2.906984%	3.078615%	3.139742%	0.000000%
1.057312%	1.921094%	1.873986%	1.712352%	3.783137%	1.419595%	2.394269%	2.651408%	2.984610%	3.201817%	3.139742%	0.000000%
1.100004%	1.921094%	1.873986%	2.223271%	3.783137%	1.419595%	2.394269%	2.651408%	3.021692%	3.362033%	3.139742%	0.000000%
1.100004%	1.921094%	2.019212%	2.223271%	4.829598%	1.419595%	2.528731%	2.677838%	3.021692%	3.516131%	3.190802%	0.000000%
1.100004%	1.921094%	2.073624%	2.223271%	4.829598%	1.473266%	2.776581%	2.800250%	3.021692%	3.516131%	3.190802%	0.000000%
1.146771%	2.018199%	2.201577%	2.223271%	4.829598%	1.531923%	2.776581%	2.800250%	3.021692%	3.516131%	3.190802%	0.000000%
1.146771%	2.518715%	2.201577%	2.311628%	5.089014%	1.531923%	2.776581%	2.800250%	3.021692%	3.577490%	3.190802%	0.000000%
1.411741%	2.918715%	2.201577%	2.311628%	5.089014%	1.531923%	2.776581%	2.800250%	3.021692%	3.577490%	3.190802%	0.000000%
1.411741%	2.98205%	2.201577%	2.311628%	5.089014%	1.531923%	2.776581%	2.800250%	3.021692%	3.577490%	3.228547%	0.000000%
1.485808%	3.006340%	2.201577%	2.403361%	5.089014%	1.531923%	2.776581%	2.800250%	3.021692%	3.577490%	3.228547%	0.000000%
1.515640%	3.006340%	2.201577%	2.403361%	5.150336%	1.531923%	2.822071%	2.800250%	3.021692%	3.577490%	3.228547%	0.000000%
1.575539%	3.006340%	2.201577%	2.403361%	5.150336%	1.590945%	2.853523%	2.800250%	3.021692%	3.648093%	3.228547%	0.000000%
1.601502%	3.040336%	2.201577%	2.504229%	5.150336%	1.590945%	2.853523%	2.800250%	3.021692%	3.648093%	3.284862%	0.000000%
1.601502%	3.040336%	2.246262%	2.504229%	5.150336%	1.590945%	2.853523%	2.800250%	3.021692%	3.648093%	3.284862%	0.000000%
1.601502%	3.040336%	2.246262%	2.504229%	5.150336%	1.590945%	2.853523%	2.800250%	3.021692%	3.648093%	3.284862%	0.000000%
1.643966%	3.040336%	2.246262%	2.504229%	5.150336%	1.590945%	2.853523%	2.800250%	3.021692%	3.648093%	3.284862%	0.000000%
1.643966%	3.040336%	2.246262%	2.504229%	5.150336%	1.590945%	2.853523%	2.800250%	3.021692%	3.648093%	3.284862%	0.000000%
1.691320%	3.040336%	2.246262%	2.504229%	5.150336%	1.590945%	2.853523%	2.800250%	3.021692%	3.648093%	3.284862%	0.000000%
1.691320%	3.040336%	2.246262%	2.504229%	5.150336%	1.590945%	2.853523%	2.800250%	3.054860%	3.648093%	3.284862%	0.000000%
1.691320%	3.040336%	2.246262%	2.504229%	5.150336%	1.590945%	2.853523%	2.800250%	3.054860%	3.648093%	3.284862%	0.000000%
1.691320%	3.040336%	2.246262%	2.504229%	5.150336%	1.590945%	2.853523%	2.800250%	3.054860%	3.648093%	3.284862%	0.000000%
1.691320%	3.112500%	2.246262%	2.504229%	5.150336%	1.590945%	2.913900%	2.800250%	3.054860%	3.648093%	3.284862%	0.000000%
1.691320%	3.112500%	2.246262%	2.504229%	5.150336%	1.590945%	2.913900%	2.800250%	3.054860%	3.648093%	3.284862%	0.000000%
1.691320%	3.112500%	2.246262%	2.504229%	5.150336%	1.590945%	2.913900%	2.800250%	3.054860%	3.648093%	3.284862%	0.000000%
1.691320%	3.112500%	2.246262%	2.504229%	5.150336%	1.590945%	2.913900%	2.800250%	3.054860%	3.648093%	3.284862%	0.000000%
1.691320%	3.112500%	2.246262%	2.504229%	5.150336%	1.590945%	2.913900%	2.800250%	3.054860%	3.648093%	3.284862%	0.000000%
1.691320%	3.112500%	2.246262%	2.504229%	5.150336%	1.590945%	2.913900%	2.800250%	3.054860%	3.648093%	3.284862%	0.000000%
1.691320%	3.112500%	2.246262%	2.504229%	5.150336%	1.590945%	2.913900%	2.800250%	3.054860%	3.648093%	3.284862%	0.000000%
1.691320%	3.112500%	2.246262%	2.504229%	5.150336%	1.590945%	2.913900%	2.800250%	3.054860%	3.648093%	3.284862%	0.000000%
1.691320%	3.112500%	2.246262%	2.504229%	5.150336%	1.590945%	2.913900%	2.800250%	3.054860%	3.648093%	3.284862%	0.000000%
1.691320%	3.112500%	2.246262%	2.504229%	5.150336%	1.590945%	2.913900%	2.800250%	3.054860%	3.648093%	3.284862%	0.000000%
1.691320%	3.112500%	2.246262%	2.504229%	5.150336%	1.590945%	2.913900%	2.800250%	3.054860%	3.648093%	3.284862%	0.000000%
1.691320%	3.112500%	2.246262%	2.504229%	5.150336%	1.590945%	2.913900%	2.800250%	3.054860%	3.648093%	3.284862%	0.000000%

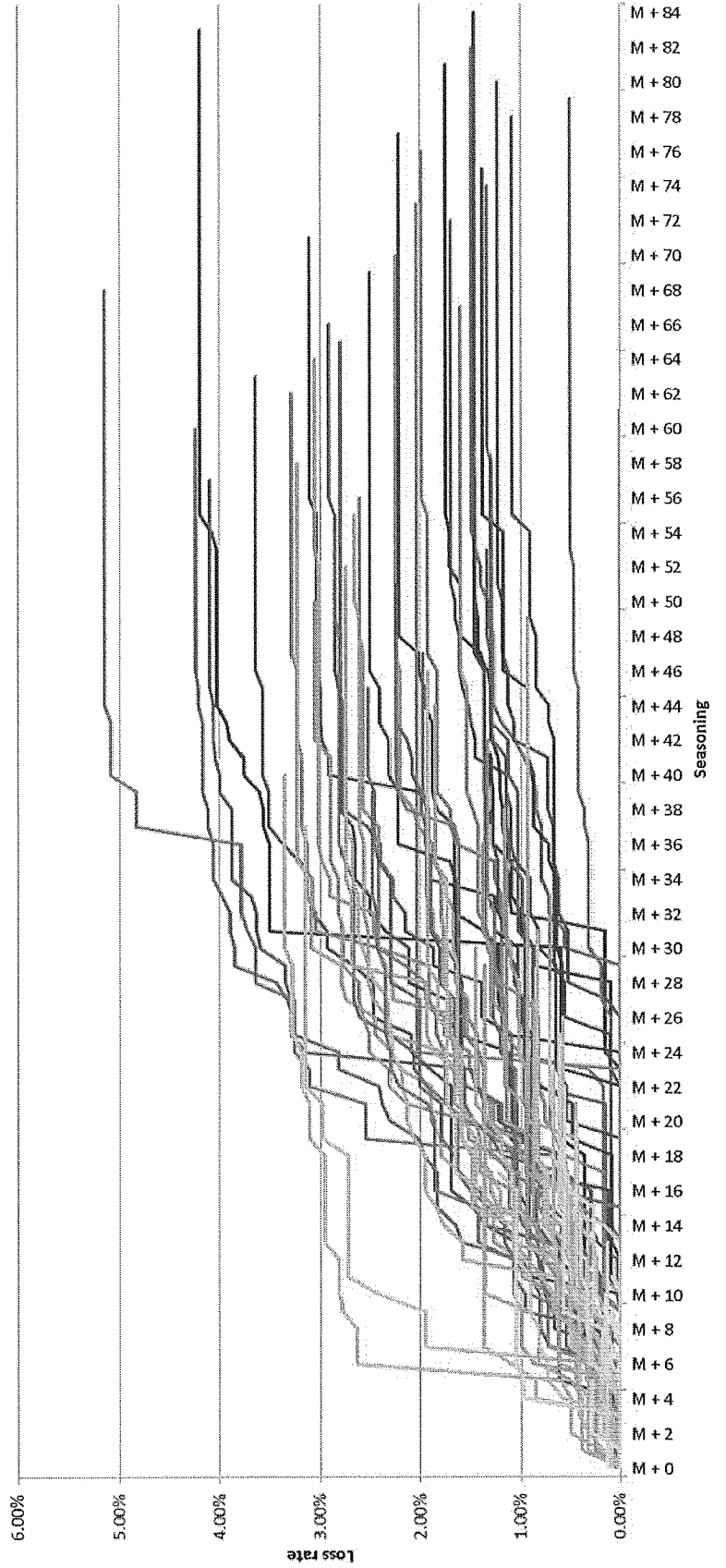
01.01.2012	01.02.2012	01.03.2012	01.04.2012	01.05.2012	01.06.2012	01.07.2012	01.08.2012	01.09.2012	01.10.2012	01.11.2012	01.12.2012
€ 45,283,585.87	€ 25,955,423.49	€ 28,838,355.12	€ 27,851,982.48	€ 35,791,281.75	€ 44,951,369.12	€ 31,961,519.32	€ 40,172,909.25	€ 31,279,610.57	€ 30,185,480.80	€ 30,836,790.14	€ 9,310,149.85
1089	655	726	713	823	1104	859	1118	897	864	845	266
01.01.2012	01.02.2012	01.03.2012	01.04.2012	01.05.2012	01.06.2012	01.07.2012	01.08.2012	01.09.2012	01.10.2012	01.11.2012	01.12.2012
0.000000%	0.000000%	0.000000%	0.000000%	0.000000%	0.000000%	0.000000%	0.000000%	0.000000%	0.000000%	0.000000%	0.000000%
0.000000%	0.000000%	0.325789%	0.000000%	0.000000%	0.000000%	0.000000%	0.000000%	0.000000%	0.192245%	0.000000%	0.000000%
0.000000%	0.000000%	0.325789%	0.106009%	0.000000%	0.034331%	0.000000%	0.000000%	0.505955%	0.000000%	0.000000%	0.237102%
0.107033%	0.000000%	0.325789%	0.119993%	0.110855%	0.034331%	0.000000%	0.183099%	0.505955%	0.000000%	0.000000%	0.237102%
0.107033%	0.000000%	0.325789%	0.211100%	0.110855%	0.034331%	0.125222%	0.303770%	0.505955%	0.000000%	0.000000%	0.237102%
0.107033%	0.000000%	0.450477%	0.211100%	0.110855%	0.110052%	0.240360%	0.303770%	0.599005%	0.000000%	0.173706%	0.237102%
0.107033%	0.000000%	0.450477%	0.211100%	0.110855%	0.260928%	0.240360%	0.303770%	2.631981%	0.298104%	0.173706%	0.237102%
0.128845%	0.157435%	0.450477%	0.358808%	0.110855%	0.339039%	0.349668%	0.448641%	2.631981%	0.544625%	0.173706%	1.948200%
0.128845%	0.157435%	0.450477%	0.358808%	0.272226%	0.435629%	0.468521%	0.448641%	2.773946%	0.544625%	0.294153%	1.948200%
0.173697%	0.224142%	0.450477%	0.358808%	0.653623%	0.488410%	0.599996%	0.733683%	2.814275%	0.908660%	0.294153%	2.414206%
0.318405%	0.224142%	0.664161%	0.358808%	0.653623%	0.628700%	0.599996%	0.822731%	2.814275%	0.908660%	0.443110%	2.725133%
0.318405%	0.319419%	0.664161%	0.388732%	0.749931%	1.580455%	0.599996%	0.822731%	2.814275%	1.078973%	0.501075%	2.725133%
0.421683%	0.418854%	0.754159%	0.747476%	0.844389%	1.580455%	0.599996%	0.822731%	2.956238%	1.418936%	0.501075%	2.725133%
0.513266%	0.572995%	0.872400%	1.336719%	0.844389%	1.771571%	0.717229%	0.975018%	2.956238%	1.418936%	0.605133%	2.725133%
0.710792%	0.572995%	1.210453%	1.336719%	1.028223%	1.844822%	0.819341%	1.058646%	2.956238%	1.418936%	0.605133%	2.725133%
0.833011%	0.572995%	1.210453%	1.406210%	1.087351%	1.959821%	0.819341%	1.058646%	2.956238%	1.862331%	0.605133%	2.725133%
1.081468%	0.572995%	1.320294%	1.620296%	1.402255%	1.959821%	0.819341%	1.058646%	2.956238%	1.862331%	0.950878%	2.725133%
1.081468%	1.189658%	1.459124%	1.655790%	1.402255%	1.959821%	0.819341%	1.058646%	2.956238%	1.862331%	0.950878%	2.725133%
1.195840%	1.287033%	1.590039%	1.786174%	1.402255%	2.060926%	0.819341%	1.058646%	3.109469%	1.862331%	0.950878%	2.976182%
1.365462%	1.461183%	1.590039%	1.786174%	1.458367%	2.134013%	0.819341%	1.058646%	3.109469%	1.925848%	0.950878%	2.976182%
1.365462%	1.558577%	1.590039%	1.786174%	1.633829%	2.134013%	0.954376%	1.058646%	3.109469%	1.925848%	0.950878%	2.976182%
1.365462%	1.558577%	1.590039%	2.012155%	1.633829%	2.188070%	0.954376%	1.058646%	3.184759%	2.213367%	0.950878%	3.149384%
1.411276%	1.623931%	1.590039%	2.012155%	1.633829%	2.279198%	1.062200%	1.209604%	3.184759%	2.293926%	1.021410%	3.149384%
1.555583%	1.623931%	1.703895%	2.012155%	1.701909%	2.279198%	1.165728%	1.209604%	3.276984%	2.347439%	1.021410%	3.149384%
1.555583%	1.623931%	1.826544%	2.012155%	1.701909%	2.318535%	1.165728%	1.278738%	3.276984%	2.347439%	1.021410%	3.149384%
1.555583%	1.623931%	1.826544%	2.012155%	1.701909%	2.318535%	1.165728%	1.278738%	3.276984%	2.347439%	1.021410%	3.149384%
1.612260%	1.623931%	1.826544%	2.289289%	1.769656%	2.449187%	1.261327%	1.278738%	3.276984%	2.347439%	1.105659%	3.149384%
1.612260%	1.623931%	1.928467%	2.289289%	1.769656%	2.518008%	1.261327%	1.278738%	3.276984%	2.347439%	1.105659%	3.149384%
1.612260%	1.744172%	1.928467%	2.289289%	1.769656%	2.582973%	1.261327%	1.278738%	3.359264%	2.430313%	1.165023%	3.149384%
1.612260%	1.878436%	1.928467%	2.289289%	1.769656%	2.625409%	1.261327%	1.344801%	3.359264%	2.430313%	1.165023%	3.149384%
1.612260%	1.878436%	1.928467%	2.289289%	1.790798%	2.625409%	1.261327%	1.344801%	3.359264%	2.430313%	1.165023%	3.149384%
1.612260%	1.937589%	1.928467%	2.289289%	1.790798%	2.625409%	1.318310%	1.344801%	3.359264%	2.477174%	1.165023%	3.149384%
1.612260%	1.937589%	1.928467%	2.289289%	1.790798%	2.682020%	1.318310%	1.344801%	3.359264%	2.477174%	1.165023%	3.149384%
1.612260%	1.937589%	1.928467%	2.417093%	1.849060%	2.682020%	1.318310%	1.344801%	3.359264%	2.477174%	1.165023%	3.149384%
1.65946%	1.937589%	1.928467%	2.457593%	1.849060%	2.746029%	1.318310%	1.344801%	3.359264%	2.477174%	1.165023%	3.149384%
2.130300%	1.937589%	1.928467%	2.457593%	1.849060%	2.746029%	1.318310%	1.344801%	3.359264%	2.477174%	1.165023%	3.149384%
2.218970%	1.975291%	1.928467%	2.457593%	1.849060%	2.746029%	1.318310%	1.344801%	3.359264%	2.477174%	1.165023%	3.149384%
2.233765%	1.975291%	1.928467%	2.518482%	1.849060%	2.746029%	1.318310%	1.344801%	3.359264%	2.477174%	1.165023%	3.149384%
2.233765%	1.975291%	1.928467%	2.518482%	1.849060%	2.746029%	1.318310%	1.344801%	3.359264%	2.477174%	1.165023%	3.149384%
2.233765%	1.975291%	1.928467%	2.518482%	1.849060%	2.746029%	1.318310%	1.344801%	3.359264%	2.477174%	1.165023%	3.149384%
2.233765%	1.975291%	1.928467%	2.518482%	1.849060%	2.746029%	1.318310%	1.344801%	3.359264%	2.477174%	1.165023%	3.149384%
2.233765%	1.975291%	1.928467%	2.518482%	1.849060%	2.746029%	1.318310%	1.344801%	3.359264%	2.477174%	1.165023%	3.149384%
2.233765%	1.975291%	1.928467%	2.518482%	1.849060%	2.746029%	1.318310%	1.344801%	3.359264%	2.477174%	1.165023%	3.149384%
2.233765%	1.975291%	1.928467%	2.518482%	1.849060%	2.746029%	1.318310%	1.344801%	3.359264%	2.477174%	1.165023%	3.149384%
2.233765%	1.975291%	1.928467%	2.518482%	1.849060%	2.746029%	1.318310%	1.344801%	3.359264%	2.477174%	1.165023%	3.149384%
2.233765%	1.975291%	1.928467%	2.518482%	1.849060%	2.746029%	1.318310%	1.344801%	3.359264%	2.477174%	1.165023%	3.149384%
2.233765%	1.975291%	1.928467%	2.518482%	1.849060%	2.746029%	1.318310%	1.344801%	3.359264%	2.477174%	1.165023%	3.149384%

01.01.2013	01.02.2013	01.03.2013	01.04.2013	01.05.2013	01.06.2013	01.07.2013	01.08.2013	01.09.2013	01.10.2013	01.11.2013	01.12.2013
€ 34,821,507.85	€ 20,730,712.33	€ 28,975,882.59	€ 27,606,548.43	€ 24,364,486.05	€ 24,384,676.22	€ 25,109,285.64	€ 22,076,466.26	€ 25,678,818.10	€ 31,062,123.42	€ 30,441,536.62	€ 17,953,757.76
945	548	803	873	691	689	687	610	784	875	840	562
01.01.2013	01.02.2013	01.03.2013	01.04.2013	01.05.2013	01.06.2013	01.07.2013	01.08.2013	01.09.2013	01.10.2013	01.11.2013	01.12.2013
0.000000%	0.000000%	0.020291%	0.000000%	0.000000%	0.000000%	0.000000%	0.000000%	0.000000%	0.000000%	0.000000%	0.000000%
0.000000%	0.000000%	0.020291%	0.260373%	0.000000%	0.000000%	0.110214%	0.385805%	0.000000%	0.000000%	0.000000%	0.000000%
0.065233%	0.000000%	0.074159%	0.260373%	0.000000%	0.000000%	0.110214%	0.385805%	0.000000%	0.000000%	0.000000%	0.000000%
0.065233%	0.000000%	0.074159%	0.260373%	0.147993%	0.000000%	0.110214%	0.385805%	0.000000%	0.216405%	0.000000%	0.000000%
0.176119%	0.000000%	0.854910%	0.260373%	0.147993%	0.000000%	0.321814%	0.502329%	0.104885%	0.216405%	0.167317%	0.000000%
0.176119%	0.000000%	1.105978%	0.260373%	0.630159%	0.266722%	0.321814%	0.819048%	0.104885%	0.361164%	0.167317%	0.000000%
0.336132%	0.325576%	1.365787%	0.403165%	0.630159%	0.502814%	0.472364%	0.819048%	0.303140%	0.361164%	0.167317%	0.000000%
0.336132%	0.436828%	1.365787%	0.403165%	0.630159%	0.502814%	0.472364%	0.819048%	0.303140%	0.493595%	0.321464%	0.000000%
0.336132%	0.643220%	1.365787%	0.403165%	0.630159%	0.502814%	0.676737%	0.915527%	0.340401%	0.493595%	0.321464%	0.000000%
0.571304%	0.643220%	1.365787%	0.403165%	0.630159%	0.502814%	0.676737%	1.361497%	0.340401%	0.493595%	0.321464%	0.000000%
0.571304%	0.643220%	1.365787%	0.403165%	0.630159%	0.502814%	0.797705%	1.361497%	0.340401%	0.493595%	0.321464%	0.000000%
0.649268%	0.780342%	1.365787%	0.475139%	0.630159%	0.660804%	0.934459%	1.361497%	0.340401%	0.493595%	0.321464%	0.000000%
0.939121%	0.780342%	1.365787%	0.475139%	1.073904%	0.660804%	1.077860%	1.361497%	0.526055%	0.493595%	0.321464%	0.000000%
0.939121%	0.870845%	1.365787%	0.475139%	1.073904%	0.771081%	1.077860%	1.361497%	0.526055%	0.493595%	0.321464%	0.169366%
0.939121%	0.870845%	1.365787%	0.553612%	1.477907%	0.771081%	1.077860%	1.361497%	0.526055%	0.493595%	0.427371%	0.621613%
0.939121%	0.870845%	1.365787%	0.553612%	1.477907%	0.771081%	1.077860%	1.361497%	0.526055%	0.493595%	0.578609%	0.621613%
0.939121%	0.870845%	1.647394%	0.553612%	1.477907%	0.771081%	1.077860%	1.361497%	0.526055%	0.873505%	0.578609%	0.621613%
0.939121%	0.870845%	1.647394%	0.553612%	1.477907%	0.834472%	1.194188%	1.361497%	0.615953%	0.873505%	0.578609%	0.621613%
0.939121%	0.870845%	1.647394%	0.658569%	1.581819%	0.834472%	1.194188%	1.361497%	0.615953%	0.873505%	0.578609%	0.621613%
0.939121%	1.145465%	1.647394%	0.718922%	1.581819%	0.834472%	1.303620%	1.361497%	0.615953%	0.873505%	0.578609%	0.621613%
0.939121%	1.145465%	1.737541%	0.718922%	1.581819%	0.834472%	1.445108%	1.361497%	0.717270%	0.873505%	0.578609%	0.621613%
1.162294%	1.145465%	1.737541%	0.718922%	1.633429%	0.834472%	1.445108%	1.361497%	0.717270%	0.873505%	0.578609%	0.621613%
1.162294%	1.145465%	1.737541%	0.718922%	1.633429%	0.834472%	1.445108%	1.361497%	0.717270%	0.873505%	0.578609%	0.621613%
1.162294%	1.145465%	1.737541%	0.718922%	1.633429%	0.834472%	1.445108%	1.361497%	0.717270%	0.873505%	0.578609%	0.621613%
1.162294%	1.145465%	1.737541%	0.718922%	1.633429%	0.834472%	1.445108%	1.361497%	0.717270%	0.873505%	0.578609%	0.621613%
1.162294%	1.145465%	1.737541%	0.718922%	1.633429%	0.834472%	1.445108%	1.361497%	0.717270%	0.873505%	0.578609%	0.621613%
1.298705%	1.145465%	1.737541%	0.718922%	1.633429%	0.834472%	1.445108%	1.361497%	0.717270%	0.873505%		
1.298705%	1.145465%	1.737541%	0.718922%	1.633429%	0.834472%	1.445108%	1.361497%	0.717270%	0.873505%		
1.298705%	1.145465%	1.737541%	0.718922%	1.633429%	0.834472%	1.445108%	1.361497%	0.717270%	0.873505%		
1.298705%	1.145465%	1.737541%	0.718922%	1.672833%	0.834472%	1.445108%	1.361497%				
1.374671%	1.145465%	1.737541%	0.718922%	1.672833%	0.834472%						
1.374671%	1.145465%	1.737541%	0.718922%	1.672833%							
1.374671%	1.145465%	1.737541%									
1.374671%	1.145465%										
1.374671%											

01.01.2014	01.02.2014	01.03.2014	01.04.2014	01.05.2014	01.06.2014	01.07.2014	01.08.2014	01.09.2014	01.10.2014	01.11.2014	01.12.2014
€ 49,713,674.09	€ 28,173,662.82	€ 25,937,195.01	€ 31,466,343.88	€ 31,565,331.31	€ 29,010,739.45	€ 149,894,861.36	€ 30,427,112.95	€ 29,026,396.16	€ 60,184,572.96	€ 42,094,622.39	€ 31,735,504.19
1931	803	748	899	874	912	6004	929	854	1999	1381	1067
0.031139%	0.000000%	0.000000%	0.000000%	0.000000%	0.000000%	0.100656%	0.000000%	0.000000%	0.000000%	0.000000%	0.134995%
0.181137%	0.109493%	0.000000%	0.000000%	0.000000%	0.000000%	0.100656%	0.000000%	0.000000%	0.000000%	0.000000%	0.134995%
0.317249%	0.109493%	0.000000%	0.122122%	0.000000%	0.185911%	0.123284%	0.000000%	0.000000%	0.000000%	0.000000%	0.134995%
0.415968%	0.109493%	0.000000%	0.207397%	0.000000%	0.185911%	0.152295%	0.000000%	0.000000%	0.000000%	0.000000%	0.134995%
0.415968%	0.109493%	0.000000%	0.207397%	0.000000%	0.185911%	0.196068%	0.580233%	0.000000%	0.000000%	0.000000%	0.134995%
0.415968%	0.345731%	0.000000%	0.207397%	0.161834%	0.185911%	0.196068%	0.736067%	0.000000%	0.068201%	0.965785%	0.134995%
0.415968%	0.345731%	0.000000%	0.207397%	0.161834%	0.185911%	0.273303%	0.736067%	0.322337%	0.101895%	1.051548%	0.134995%
0.415968%	0.345731%	0.000000%	0.207397%	0.161834%	0.185911%	0.305343%	0.816742%	0.322337%	0.139894%	1.051548%	0.134995%
0.415968%	0.512883%	0.000000%	0.289105%	0.161834%	0.185911%	0.342937%	0.816742%	0.322337%	0.139894%	1.051548%	0.134995%
0.415968%	0.512883%	0.275541%	0.378379%	0.161834%	0.569532%	0.342937%	0.909578%	0.322337%	0.139894%	1.051548%	0.134995%
0.486491%	0.512883%	0.275541%	0.378379%	0.442816%	0.569532%	0.480709%	0.909578%	0.322337%	0.251977%	1.051548%	0.134995%
0.486491%	0.512883%	0.275541%	0.448876%	0.442816%	0.569532%	0.499544%	0.909578%	0.393574%	0.251977%	1.051548%	0.134995%
0.486491%	0.512883%	0.275541%	0.448876%	0.442816%	0.569532%	0.524510%	1.044355%	0.393574%	0.251977%	1.051548%	0.134995%
0.549728%	0.682479%	0.275541%	0.448876%	0.442816%	0.569532%	0.547641%	1.044355%	0.393574%	0.283471%	1.051548%	0.134995%
0.731066%	0.682479%	0.275541%	0.448876%	0.442816%	0.569532%	0.547641%	1.044355%	0.393574%	0.426385%	1.051548%	
0.731066%	0.682479%	0.275541%	0.448876%	0.442816%	0.569532%	0.547641%	1.044355%	0.452315%	0.426385%		
0.731066%	0.682479%	0.562809%	0.448876%	0.442816%	0.569532%	0.547641%	1.044355%	0.452315%			
0.731066%	0.682479%	0.562809%	0.448876%	0.442816%	0.569532%	0.598588%	1.222800%				
0.849065%	0.682479%	0.562809%	0.448876%	0.442816%	0.569532%	0.698375%					
0.849065%	0.682479%	0.562809%	0.448876%	0.442816%	0.569532%						
0.849065%	0.682479%	0.562809%	0.448876%	0.442816%							
0.849065%	0.682479%	0.562809%									
0.849065%	0.682479%										
0.849065%											

01.01.2015	01.02.2015	01.03.2015	01.04.2015	01.05.2015	01.06.2015	01.07.2015	01.08.2015	01.09.2015	01.10.2015	01.11.2015	01.12.2015	01.01.2016
€ 62,195,351.33	€ 33,273,827.94	€ 39,660,109.43	€ 46,669,755.60	€ 39,735,533.13	€ 53,422,370.51	€ 48,346,698.18	€ 46,056,532.62	€ 52,790,486.21	€ 69,365,810.34	€ 78,387,844.84	€ 79,594,271.39	€ 81,809,337.75
1859	1011	1149	1534	1183	1690	1507	1539	1690	2013	2370	1905	2676
01.01.2015	01.02.2015	01.03.2015	01.04.2015	01.05.2015	01.06.2015	01.07.2015	01.08.2015	01.09.2015	01.10.2015	01.11.2015	01.12.2015	01.01.2016
0.000000%	0.000000%	0.000000%	0.000000%	0.000000%	0.000000%	0.000000%	0.000000%	0.000000%	0.000000%	0.000000%	0.000000%	0.000000%
0.000000%	0.000000%	0.000000%	0.000000%	0.000000%	0.000000%	0.000000%	0.000000%	0.000000%	0.000000%	0.000000%	0.000000%	0.000000%
0.000000%	0.000000%	0.000000%	0.000000%	0.000000%	0.000000%	0.000000%	0.000000%	0.000000%	0.000000%	0.000000%	0.000000%	0.000000%
0.000000%	0.000000%	0.000000%	0.000000%	0.000000%	0.000000%	0.000000%	0.000000%	0.000000%	0.000000%	0.000000%	0.000000%	0.000000%
0.000000%	0.000000%	0.000000%	0.000000%	0.000000%	0.000000%	0.000000%	0.000000%	0.000000%	0.000000%	0.000000%	0.000000%	0.000000%
0.000000%	0.000000%	0.000000%	0.000000%	0.000000%	0.000000%	0.000000%	0.000000%	0.000000%	0.000000%	0.000000%	0.000000%	0.000000%
0.000000%	0.000000%	0.000000%	0.000000%	0.000000%	0.000000%	0.000000%	0.000000%	0.000000%	0.000000%	0.000000%	0.000000%	0.000000%
0.000000%	0.000000%	0.000000%	0.000000%	0.000000%	0.000000%	0.087438%	0.000000%					
0.000000%	0.000000%	0.000000%	0.000000%	0.000000%	0.087539%	0.087438%						
0.000000%	0.000000%	0.000000%	0.073175%	0.156484%								
0.000000%	0.000000%	0.000000%	0.150693%	0.073175%								
0.000000%	0.000000%	0.150693%										
0.060011%	0.088100%											
0.060011%												

Gross Loss Curves - Volkswagen Leasing



3. Vintage Losses - Total Portfolio

Contract start month	01.01.2009	01.02.2009	01.03.2009	01.04.2009	01.05.2009	01.06.2009	01.07.2009	01.08.2009	01.09.2009	01.10.2009	01.11.2009	01.12.2009
Origination volume	€ 72,874,395.55	€ 43,584,471.33	€ 36,962,643.22	€ 37,776,490.31	€ 32,835,010.36	€ 30,418,717.45	€ 29,391,021.92	€ 26,441,764.10	€ 26,135,730.13	€ 34,851,435.88	€ 20,543,967.80	€ 6,705,815.12
No. Of contracts	1771	1010	903	927	824	753	700	714	628	912	536	245
Contract start month	01.01.2009	01.02.2009	01.03.2009	01.04.2009	01.05.2009	01.06.2009	01.07.2009	01.08.2009	01.09.2009	01.10.2009	01.11.2009	01.12.2009
M+0	0.000000%	0.000000%	0.000000%	0.000000%	0.000000%	0.000000%	0.000000%	0.000000%	0.000000%	0.000000%	0.000000%	0.000000%
M+1	0.000000%	0.000000%	0.000000%	0.000000%	0.000000%	0.000000%	0.000000%	0.000000%	0.000000%	0.000000%	0.000000%	0.000000%
M+2	0.000000%	0.000000%	0.000000%	0.000000%	0.000000%	0.000000%	0.000000%	0.000000%	0.000000%	0.000000%	0.000000%	0.000000%
M+3	0.000000%	0.000000%	0.000000%	0.000000%	0.000000%	0.000000%	0.000000%	0.000000%	0.000000%	0.000000%	0.000000%	0.000000%
M+4	0.000000%	0.000000%	0.000000%	0.000000%	0.000000%	0.000000%	0.000000%	0.000000%	0.000000%	0.000000%	0.000000%	0.000000%
M+5	0.000000%	0.000000%	0.000000%	0.000000%	0.000000%	0.000000%	0.000000%	0.000000%	0.000000%	0.000000%	0.000000%	0.000000%
M+6	0.003086%	0.000000%	0.000000%	0.000000%	0.000000%	0.000000%	0.000000%	0.000000%	0.000000%	0.000000%	0.000000%	0.000000%
M+7	0.003086%	0.000000%	0.000000%	0.000000%	0.000000%	0.000000%	0.000000%	0.000000%	0.000000%	0.000000%	0.000000%	0.000000%
M+8	0.003086%	0.000000%	0.000000%	0.000000%	0.000000%	0.000000%	0.000000%	0.000000%	0.101967%	0.000000%	0.000000%	0.000000%
M+9	0.003086%	0.000000%	0.000000%	0.000000%	0.000000%	0.000000%	0.000000%	0.000000%	0.101967%	0.000000%	0.000000%	0.000000%
M+10	0.003086%	0.000000%	0.000000%	0.000000%	0.000000%	0.000000%	0.000000%	0.000000%	0.101967%	0.000000%	0.000000%	0.000000%
M+11	0.003086%	0.000000%	0.000000%	0.000000%	0.000000%	0.000000%	0.000000%	0.000000%	0.101967%	0.000000%	0.000000%	0.000000%
M+12	0.003086%	0.000000%	0.000000%	0.000000%	0.000000%	0.000000%	0.000000%	0.000000%	0.101967%	0.000000%	0.000000%	0.000000%
M+13	0.003086%	0.000000%	0.000000%	0.000000%	0.000000%	0.000000%	0.000000%	0.000000%	0.101967%	0.000000%	0.000000%	0.000000%
M+14	0.003086%	0.000000%	0.000000%	0.000000%	0.000000%	0.000000%	0.000000%	0.000000%	0.101967%	0.000000%	0.000000%	0.000000%
M+15	0.003086%	0.000000%	0.000000%	0.000000%	0.01054%	0.000000%	0.000000%	0.000000%	0.101967%	0.000000%	0.000000%	0.000000%
M+16	0.003086%	0.000000%	0.000000%	0.000000%	0.01054%	0.000000%	0.000000%	0.000000%	0.101967%	0.000000%	0.000000%	0.000000%
M+17	0.003086%	0.000000%	0.000000%	0.000000%	0.01054%	0.000000%	0.000000%	0.000000%	0.101967%	0.000000%	0.000000%	0.000000%
M+18	0.003086%	0.000000%	0.000000%	0.000000%	0.01054%	0.000000%	0.000000%	0.000000%	0.101967%	0.000000%	0.000000%	0.000000%
M+19	0.003086%	0.000000%	0.000000%	0.000000%	0.01054%	0.000000%	0.000000%	0.000000%	0.101967%	0.000000%	0.026539%	0.000000%
M+20	0.008668%	0.000000%	0.000000%	0.000000%	0.01054%	0.000000%	0.000000%	0.000000%	0.101967%	0.000000%	0.026539%	0.000000%
M+21	0.008668%	0.000000%	0.000000%	0.000000%	0.01054%	0.000000%	0.000000%	0.000000%	0.101967%	0.000000%	0.026539%	0.000000%
M+22	0.008668%	0.000000%	0.000000%	0.000000%	0.01054%	0.000000%	0.000000%	0.000000%	0.101967%	0.000000%	0.026539%	0.000000%
M+23	0.008668%	0.000000%	0.000000%	0.000000%	0.01054%	0.000000%	0.000000%	0.000000%	0.101967%	0.000000%	0.026539%	0.000000%
M+24	0.008668%	0.000000%	0.000000%	0.000000%	0.01054%	0.000000%	0.025457%	0.000000%	0.101967%	0.000000%	0.026539%	0.202049%
M+25	0.008668%	0.000000%	0.000000%	0.000000%	0.019185%	0.025457%	0.000000%	0.000000%	0.101967%	0.000000%	0.026539%	0.202049%
M+26	0.008668%	0.000000%	0.000000%	0.019185%	0.001054%	0.016092%	0.025457%	0.000000%	0.101967%	0.023809%	0.026539%	0.202049%
M+27	0.008668%	0.000000%	0.000000%	0.019185%	0.001054%	0.016092%	0.023810%	0.000000%	0.101967%	0.023809%	0.026539%	0.202049%
M+28	0.045281%	0.034061%	0.012700%	0.019185%	0.001054%	0.166507%	0.028310%	0.017374%	0.101967%	0.023809%	0.026539%	0.202049%
M+29	0.045281%	0.034061%	0.020514%	0.019185%	0.005747%	0.166507%	0.028310%	0.017374%	0.101967%	0.023809%	0.026539%	0.202049%
M+30	0.045281%	0.034061%	0.021096%	0.019185%	0.058857%	0.232502%	0.028310%	0.017374%	0.112707%	0.023809%	0.026539%	0.202049%
M+31	0.045281%	0.034061%	0.021096%	0.019185%	0.058857%	0.232502%	0.028310%	0.017374%	0.112707%	0.023809%	0.026539%	0.202049%
M+32	0.045281%	0.049458%	0.021096%	0.136412%	0.058857%	0.232502%	0.028310%	0.017374%	0.112707%	0.023809%	0.026539%	0.202049%
M+33	0.063715%	0.136900%	0.024344%	0.198633%	0.094681%	0.232502%	0.028310%	0.017374%	0.112707%	0.023809%	0.026539%	0.221264%
M+34	0.063715%	0.136900%	0.024344%	0.207033%	0.094681%	0.232502%	0.028310%	0.017374%	0.112707%	0.023809%	0.026539%	0.221264%
M+35	0.065706%	0.169116%	0.041799%	0.207033%	0.094681%	0.232502%	0.028310%	0.041007%	0.112707%	0.053175%	0.052835%	0.221264%
M+36	0.076883%	0.169116%	0.041799%	0.207033%	0.094681%	0.232502%	0.028310%	0.041007%	0.121519%	0.065684%	0.052835%	0.221264%
M+37	0.120232%	0.169116%	0.041799%	0.207033%	0.094681%	0.232502%	0.028310%	0.113491%	0.121519%	0.065684%	0.052835%	0.221264%
M+38	0.120232%	0.169116%	0.041799%	0.207033%	0.094681%	0.232502%	0.028279%	0.113491%	0.121519%	0.065684%	0.052638%	0.221264%
M+39	0.120232%	0.169116%	0.041799%	0.207033%	0.094681%	0.244544%	0.028279%	0.113491%	0.121519%	0.065684%	0.052638%	0.221264%
M+40	0.125796%	0.169116%	0.041799%	0.207033%	0.094681%	0.244544%	0.028279%	0.113491%	0.121519%	0.065684%	0.052638%	0.221264%
M+41	0.125796%	0.169116%	0.074063%	0.210715%	0.094681%	0.324985%	0.028739%	0.161694%	0.121519%	0.065684%	0.052638%	0.221264%
M+42	0.133074%	0.169116%	0.165676%	0.242820%	0.094681%	0.324985%	0.028739%	0.161694%	0.121519%	0.065684%	0.052638%	0.221264%
M+43	0.149789%	0.169116%	0.165676%	0.257469%	0.100175%	0.324985%	0.065129%	0.161694%	0.121519%	0.065684%	0.052638%	0.221264%
M+44	0.193800%	0.169116%	0.193399%	0.257469%	0.100175%	0.344233%	0.065129%	0.161694%	0.121519%	0.065684%	0.052638%	0.221264%
M+45	0.193800%	0.188476%	0.193718%	0.303816%	0.119895%	0.375986%	0.071577%	0.161694%	0.121519%	0.065222%	0.109939%	0.221264%
M+46	0.204138%	0.207484%	0.193718%	0.303728%	0.119895%	0.375986%	0.084272%	0.161238%	0.121519%	0.130950%	0.109939%	0.221264%
M+47	0.204138%	0.232328%	0.193718%	0.347996%	0.119895%	0.375986%	0.080130%	0.161238%	0.121519%	0.130950%	0.109939%	0.221264%
M+48	0.236956%	0.232328%	0.206018%	0.347996%	0.119895%	0.354213%	0.080130%	0.161238%	0.122908%	0.148229%	0.109939%	0.221264%
M+49	0.236956%	0.232328%	0.245670%	0.347996%	0.119895%	0.354213%	0.080130%	0.161004%	0.122908%	0.170918%	0.109939%	0.221264%
M+50	0.251031%	0.232328%	0.221879%	0.365927%	0.119895%	0.354213%	0.080130%	0.161004%	0.122908%	0.231934%	0.109939%	0.221264%
M+51	0.251031%	0.232328%	0.245670%	0.365927%	0.119895%	0.354213%	0.080130%	0.161004%	0.318822%	0.231934%	0.109939%	0.221264%
M+52	0.251031%	0.236148%	0.245670%	0.378724%	0.122008%	0.354213%	0.080130%	0.166622%	0.318822%	0.231934%	0.177219%	0.221264%
M+53	0.248587%	0.247606%	0.261406%	0.378724%	0.122008%	0.354213%	0.080130%	0.166622%	0.318822%	0.249547%	0.177219%	0.257483%
M+54	0.253228%	0.256433%	0.275022%	0.378724%	0.122008%	0.390636%	0.080130%	0.209534%	0.318822%	0.249547%	0.177219%	0.257483%
M+55	0.253189%	0.272922%	0.277683%	0.378724%	0.135969%	0.390636%	0.083209%	0.209534%	0.318822%	0.276567%	0.177949%	0.257483%
M+56	0.252558%	0.290308%	0.277683%	0.479585%	0.135969%	0.390636%	0.116229%	0.209628%	0.318822%	0.276567%	0.181943%	0.257483%
M+57	0.254272%	0.289978%	0.302095%	0.479585%	0.135969%	0.397664%	0.116229%	0.209628%	0.340776%	0.311299%	0.210867%	0.257483%
M+58	0.267613%	0.300272%	0.339475%	0.479585%	0.133572%	0.397664%	0.128336%	0.218743%	0.340776%	0.311299%	0.210867%	0.257483%
M+59	0.312505%	0.326421%	0.340613%	0.518086%	0.138051%	0.408097%	0.200580%	0.236692%	0.377581%	0.311299%	0.210867%	0.257483%
M+60	0.312505%	0.326421%	0.363193%	0.518086%	0.141234%	0.487210%	0.225477%	0.313499%	0.387588%	0.311299%	0.210867%	0.257483%
M+61	0.312809%	0.326421%	0.363193%	0.518086%	0.171602%	0.488855%	0.225477%	0.311576%	0.387588%	0.311299%	0.218887%	0.257483%
M+62	0.349738%	0.326421%	0.384637%	0.517038%	0.210938%	0.48885						

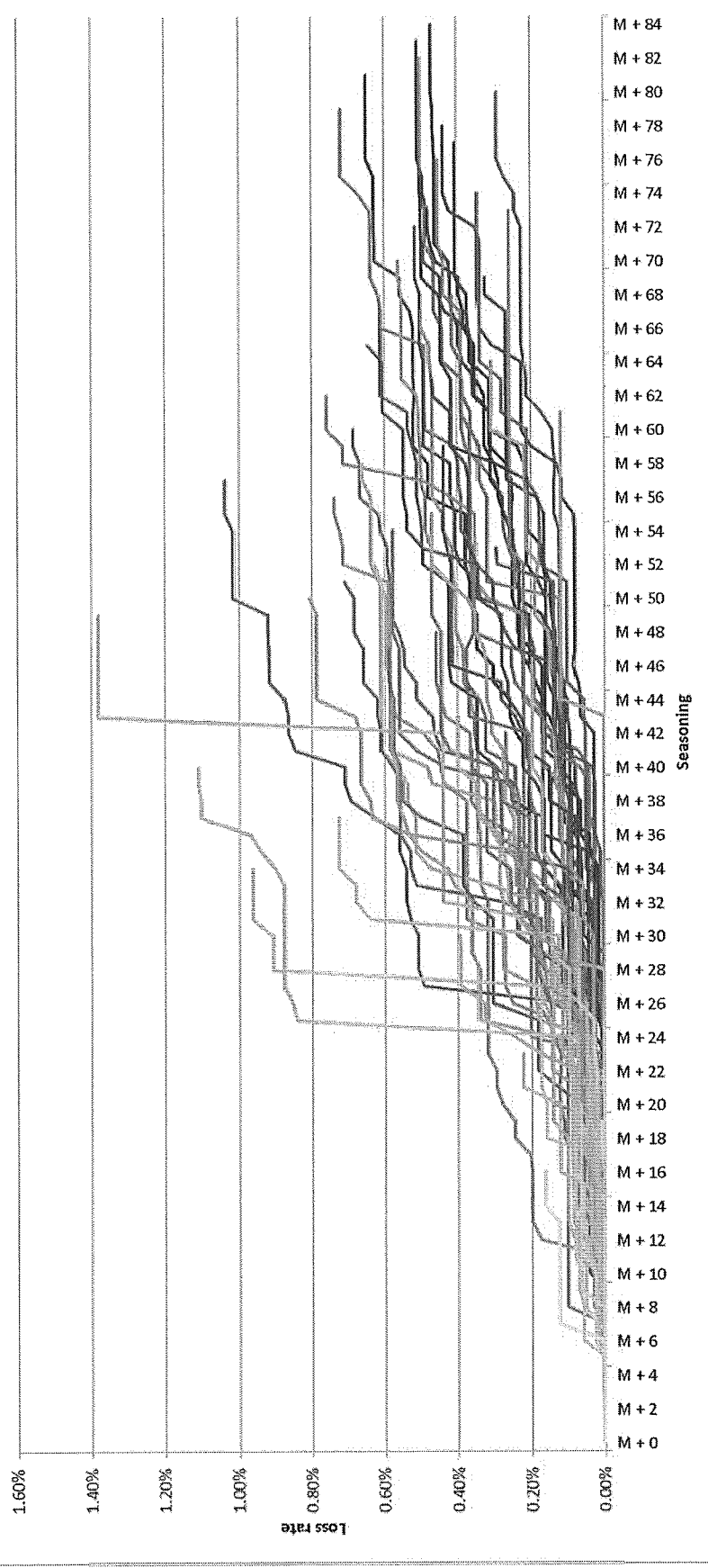
01.01.2012	01.02.2012	01.03.2012	01.04.2012	01.05.2012	01.06.2012	01.07.2012	01.08.2012	01.09.2012	01.10.2012	01.11.2012	01.12.2012
€ 64,179,035.88	€ 38,456,229.25	€ 42,293,949.28	€ 40,508,637.58	€ 51,968,985.62	€ 67,114,576.77	€ 41,733,944.09	€ 47,879,773.79	€ 39,250,171.99	€ 40,143,014.07	€ 42,539,637.11	€ 16,979,342.76
1557	986	1061	1034	1206	1634	1113	1333	1120	1103	1134	667
01.01.2012	01.02.2012	01.03.2012	01.04.2012	01.05.2012	01.06.2012	01.07.2012	01.08.2012	01.09.2012	01.10.2012	01.11.2012	01.12.2012
0.000000%	0.000000%	0.000000%	0.000000%	0.000000%	0.000000%	0.000000%	0.000000%	0.000000%	0.000000%	0.000000%	0.000000%
0.000000%	0.000000%	0.000000%	0.000000%	0.000000%	0.000000%	0.000000%	0.000000%	0.000000%	0.000000%	0.000000%	0.000000%
0.000000%	0.000000%	0.000000%	0.000000%	0.000000%	0.000000%	0.000000%	0.000000%	0.000000%	0.000000%	0.000000%	0.000000%
0.001023%	0.000000%	0.000000%	0.000000%	0.000000%	0.000000%	0.000000%	0.000000%	0.000000%	0.000000%	0.000000%	0.000000%
0.001023%	0.000000%	0.000000%	0.000000%	0.000000%	0.000000%	0.000000%	0.000000%	0.000000%	0.000000%	0.000000%	0.000000%
0.001023%	0.000000%	0.000000%	0.000000%	0.000000%	0.000000%	0.000000%	0.000000%	0.000000%	0.000000%	0.000000%	0.000000%
0.024066%	0.000000%	0.000000%	0.000000%	0.000000%	0.000000%	0.000000%	0.000000%	0.000000%	0.000000%	0.000000%	0.000000%
0.024066%	0.000000%	-0.000281%	0.000000%	0.000000%	0.023188%	0.000108%	0.000000%	0.000000%	0.000000%	0.000000%	0.000000%
0.024066%	0.000338%	-0.000281%	0.000000%	0.000000%	0.023188%	0.000108%	0.000000%	0.000000%	0.000000%	0.000000%	0.000000%
0.024066%	0.011051%	-0.000281%	0.000000%	0.000000%	0.023188%	0.000108%	0.000000%	0.009444%	0.036235%	0.033351%	0.000000%
0.024127%	0.011051%	-0.000281%	0.000000%	0.000000%	0.023188%	0.000108%	0.000203%	0.009826%	0.036235%	0.033351%	0.000000%
0.024127%	0.011051%	-0.000281%	0.000000%	0.000000%	0.036447%	0.023188%	0.000108%	0.007767%	0.036235%	0.035453%	0.000000%
0.029713%	0.011051%	-0.000281%	0.000000%	0.036447%	0.023188%	0.000108%	0.000203%	0.068746%	0.070831%	0.035453%	0.000000%
0.055754%	0.008879%	-0.002376%	0.000000%	0.036447%	0.023188%	0.000108%	0.000203%	0.069235%	0.070831%	0.035453%	0.000000%
0.055754%	0.008879%	0.021078%	0.000000%	0.036447%	0.032338%	0.000108%	0.000203%	0.069811%	0.070831%	0.035453%	0.000000%
0.054310%	0.009042%	0.021078%	0.000000%	0.056964%	0.032338%	0.000108%	0.000203%	0.069811%	0.070831%	0.035453%	0.052367%
0.059132%	0.009042%	0.021078%	0.025179%	0.056964%	0.045700%	0.000108%	0.000203%	0.070132%	0.111045%	0.035453%	0.052367%
0.059132%	0.009042%	0.049539%	0.025179%	0.075349%	0.045700%	0.000108%	0.000203%	0.070132%	0.111045%	0.035453%	0.066321%
0.059132%	0.009042%	0.049539%	0.025179%	0.075349%	0.045700%	0.005087%	0.000203%	0.070132%	0.122048%	0.035453%	0.066321%
0.059132%	0.009042%	0.049539%	0.025179%	0.075349%	0.048240%	0.045391%	0.000203%	0.070132%	0.124277%	0.035453%	0.066321%
0.059132%	0.056414%	0.049539%	0.025179%	0.143661%	0.080810%	0.045391%	0.001026%	0.070132%	0.119844%	0.035453%	0.066321%
0.059454%	0.056414%	0.048537%	0.023255%	0.143661%	0.094859%	0.045391%	0.033232%	0.076376%	0.119844%	0.035604%	0.066321%
0.059454%	0.056549%	0.050145%	0.066006%	0.143661%	0.145886%	0.045391%	0.033232%	0.076376%	0.141098%	0.035604%	0.066126%
0.059454%	0.065560%	0.055184%	0.067972%	0.339795%	0.145886%	0.060886%	0.033232%	0.841265%	0.141230%	0.182227%	0.066126%
0.057495%	0.065560%	0.055184%	0.073457%	0.339795%	0.165658%	0.060886%	0.147726%	0.853506%	0.148716%	0.188200%	0.066126%
0.081711%	0.068671%	0.067534%	0.099677%	0.339795%	0.165658%	0.060738%	0.160785%	0.876394%	0.173249%	0.188200%	0.125227%
0.098958%	0.107701%	0.067534%	0.099677%	0.339795%	0.179174%	0.060904%	0.161815%	0.876394%	0.183226%	0.278359%	0.126847%
0.146195%	0.173587%	0.067534%	0.099677%	0.362172%	0.179174%	0.150196%	0.199947%	0.876394%	0.183226%	0.278359%	0.126847%
0.159311%	0.173587%	0.067534%	0.099677%	0.362348%	0.193866%	0.150217%	0.200099%	0.876501%	0.183226%	0.278359%	0.126847%
0.162788%	0.173587%	0.067764%	0.099677%	0.362220%	0.236562%	0.152923%	0.200099%	0.876498%	0.208096%	0.278359%	0.638962%
0.162788%	0.279052%	0.137283%	0.099677%	0.362220%	0.263635%	0.152923%	0.256292%	0.876498%	0.208096%	0.278359%	0.679241%
0.190055%	0.511591%	0.137283%	0.170309%	0.409958%	0.263635%	0.162070%	0.256292%	0.876498%	0.208096%	0.287672%	0.679241%
0.225503%	0.527863%	0.137283%	0.170309%	0.426623%	0.268945%	0.162070%	0.259051%	0.898681%	0.208096%	0.287672%	0.724676%
0.225249%	0.527863%	0.171042%	0.187498%	0.497533%	0.277986%	0.205566%	0.322769%	0.939973%	0.208096%	0.287672%	0.724676%
0.302536%	0.555706%	0.171042%	0.187498%	0.533895%	0.300007%	0.233990%	0.322769%	0.968641%	0.208096%	0.287672%	0.724676%
0.303499%	0.555706%	0.171113%	0.187498%	0.548674%	0.334294%	0.233990%	0.322769%	1.101344%	0.208096%	0.342917%	0.724676%
0.303532%	0.555706%	0.171113%	0.203059%	0.566324%	0.351155%	0.233990%	0.322769%	1.101344%	0.282867%	0.342917%	
0.303532%	0.555706%	0.171113%	0.207090%	0.566324%	0.351155%	0.266139%	0.322769%	1.109506%	0.282867%		
0.303532%	0.555706%	0.197504%	0.207090%	0.566324%	0.398980%	0.266139%	0.361357%	1.109506%			
0.420079%	0.575574%	0.197504%	0.207090%	0.582486%	0.399714%	0.269306%	0.361357%				
0.444777%	0.575574%	0.197504%	0.207090%	0.582486%	0.399714%	0.269306%					
0.444777%	0.575574%	0.197504%	0.368976%	0.582486%	0.399714%						
0.444777%	0.575574%	0.197504%	0.368976%	0.583472%							
0.457462%	0.586157%	0.197504%	0.373458%								
0.457462%	0.586157%	0.198831%									
0.457462%	0.586663%										
0.457998%											

01.01.2013	01.02.2013	01.03.2013	01.04.2013	01.05.2013	01.06.2013	01.07.2013	01.08.2013	01.09.2013	01.10.2013	01.11.2013	01.12.2013
€ 46,331,531.28	€ 27,597,765.48	€ 38,901,916.75	€ 37,103,917.52	€ 33,294,455.75	€ 33,466,442.09	€ 33,822,236.02	€ 31,688,199.92	€ 35,496,339.81	€ 45,047,080.78	€ 45,584,874.66	€ 26,935,401.46
1225	718	1031	1124	913	925	910	869	1061	1255	1229	791
01.01.2013	01.02.2013	01.03.2013	01.04.2013	01.05.2013	01.06.2013	01.07.2013	01.08.2013	01.09.2013	01.10.2013	01.11.2013	01.12.2013
0.000000%	0.000000%	0.000000%	0.000000%	0.000000%	0.000000%	0.000000%	0.000000%	0.000000%	0.000000%	0.000000%	0.000000%
0.000000%	0.000000%	0.000000%	0.000000%	0.000000%	0.000000%	0.000000%	0.000000%	0.001328%	0.000000%	0.000000%	0.000000%
0.000000%	0.000000%	0.000000%	0.000000%	0.000000%	0.000000%	0.000000%	0.000000%	0.001328%	0.001735%	0.000000%	0.000000%
0.000000%	0.000000%	0.000000%	0.000000%	0.000000%	0.000000%	0.000000%	0.000000%	0.001328%	0.001735%	0.000000%	0.000000%
0.001171%	0.000000%	0.000000%	0.004390%	0.000000%	0.000000%	0.000000%	0.000000%	0.001328%	0.001735%	0.000000%	0.000174%
0.001171%	0.000000%	0.000000%	0.004390%	0.000000%	0.021677%	0.000000%	0.000000%	0.001328%	0.002323%	0.016416%	0.000389%
0.001171%	0.030919%	0.000000%	0.004390%	0.000000%	0.053775%	0.000000%	0.000000%	0.001328%	0.002323%	0.016416%	0.000389%
0.001171%	0.030919%	0.000000%	0.030091%	0.000000%	0.053775%	0.000000%	0.000029%	0.001328%	0.002323%	0.016416%	0.000389%
0.001171%	0.030428%	0.016443%	0.030091%	0.005393%	0.053775%	0.000000%	0.019216%	0.001328%	0.002323%	0.016416%	0.000389%
0.014153%	0.030428%	0.016443%	0.030091%	0.005393%	0.053775%	0.000000%	0.080615%	0.001328%	0.002323%	0.016416%	0.000389%
0.014153%	0.030428%	0.016443%	0.030091%	0.006242%	0.053775%	0.026175%	0.080615%	0.001328%	0.002512%	0.016416%	0.000389%
0.014153%	0.030428%	0.016443%	0.030091%	0.006242%	0.053775%	0.026175%	0.101889%	0.001328%	0.002512%	0.016416%	0.000389%
0.014153%	0.030428%	0.016443%	0.030495%	0.006242%	0.080418%	0.016530%	0.101889%	0.001328%	0.015161%	0.016416%	0.000389%
0.014153%	0.030428%	0.016443%	0.030495%	0.006242%	0.080418%	0.016530%	0.102206%	0.018859%	0.019773%	0.018308%	0.000389%
0.014153%	0.030428%	0.016443%	0.030495%	0.031156%	0.080418%	0.016530%	0.102206%	0.018859%	0.019773%	0.018308%	0.000389%
0.016613%	0.030428%	0.016443%	0.030495%	0.031156%	0.080418%	0.016530%	0.102206%	0.018859%	0.042370%	0.019506%	0.000389%
0.016613%	0.030699%	0.158923%	0.030495%	0.031156%	0.080418%	0.016530%	0.102206%	0.018859%	0.088921%	0.019506%	0.000389%
0.016613%	0.030699%	0.158923%	0.030495%	0.031156%	0.080418%	0.038654%	0.142155%	0.018859%	0.088921%	0.041908%	0.000389%
0.016613%	0.031069%	0.158923%	0.063590%	0.031156%	0.080418%	0.077215%	0.142155%	0.018859%	0.088921%	0.041908%	0.000389%
0.016821%	0.031300%	0.175176%	0.063590%	0.031156%	0.080418%	0.078958%	0.142155%	0.020676%	0.088921%	0.041908%	0.000389%
0.017147%	0.031543%	0.175176%	0.063590%	0.031156%	0.095774%	0.078958%	0.142155%	0.020676%	0.088921%	0.041908%	0.000389%
0.053031%	0.031543%	0.175176%	0.063590%	0.031156%	0.095774%	0.176219%	0.142266%	0.029384%	0.114517%	0.048097%	0.000389%
0.053031%	0.031543%	0.175176%	0.064201%	0.031156%	0.095774%	0.243503%	0.142266%	0.029384%	0.114517%	0.048097%	0.000389%
0.097887%	0.031543%	0.175176%	0.065653%	0.031590%	0.095774%	0.327360%	0.142266%	0.029384%	0.114517%	0.049813%	0.000389%
0.111351%	0.031543%	0.175176%	0.086194%	0.069287%	0.097130%	0.327360%	0.142266%	0.070008%	0.114517%	0.049813%	
0.111351%	0.031543%	0.175176%	0.160240%	0.074445%	0.097130%	0.393205%	0.142266%	0.070008%	0.114517%		
0.111351%	0.031543%	0.906329%	0.160240%	0.075945%	0.097130%	0.393205%	0.142266%	0.070008%			
0.111351%	0.031543%	0.906329%	0.184851%	0.075945%	0.144295%	0.393205%	0.142266%				
0.188589%	0.031543%	0.906329%	0.184851%	0.076464%	0.144295%	0.395435%					
0.226087%	0.060107%	0.961870%	0.184851%	0.076464%							
0.226087%	0.060107%	0.961870%	0.184851%	0.076464%							
0.226087%	0.060107%	0.961870%									
0.226087%	0.090971%	0.961870%									
0.260628%	0.090971%										
0.260628%											

01.01.2014	01.02.2014	01.03.2014	01.04.2014	01.05.2014	01.06.2014	01.07.2014	01.08.2014	01.09.2014	01.10.2014	01.11.2014	01.12.2014
€ 63,695,489.65	€ 36,041,531.02	€ 33,837,687.86	€ 39,936,610.50	€ 39,441,048.02	€ 35,378,693.76	€ 157,792,142.67	€ 38,073,059.97	€ 36,649,832.73	€ 71,026,000.74	€ 52,727,609.21	€ 38,978,792.19
2295	1018	952	1128	1072	1069	6184	1109	1042	2320	1651	1255
01.01.2014	01.02.2014	01.03.2014	01.04.2014	01.05.2014	01.06.2014	01.07.2014	01.08.2014	01.09.2014	01.10.2014	01.11.2014	01.12.2014
0.001500%	0.000000%	0.000000%	0.002881%	0.002227%	0.001628%	0.001694%	0.000000%	0.000000%	0.000369%	-0.074094%	0.000051%
0.001500%	0.000000%	0.000000%	0.002881%	0.002227%	0.001628%	0.001694%	0.000000%	0.000000%	0.000369%	-0.074094%	0.000051%
0.001500%	0.000000%	0.000000%	0.002881%	0.002227%	0.001628%	0.004791%	0.000254%	0.000000%	0.000369%	-0.074094%	0.000051%
0.001500%	0.000000%	0.000000%	0.002881%	0.002001%	0.001628%	0.004916%	0.000254%	0.000000%	0.000369%	-0.074094%	0.000051%
0.001500%	0.000000%	0.000000%	0.002727%	0.002001%	0.001628%	0.005163%	0.000254%	0.000000%	0.000369%	-0.074094%	0.000051%
0.001500%	0.000000%	-0.000055%	0.002727%	0.002001%	0.001628%	0.005163%	0.000254%	0.000000%	0.000369%	-0.074094%	0.000051%
0.001447%	-0.000177%	-0.000055%	0.002727%	0.002001%	0.001661%	0.026168%	0.000254%	0.124826%	0.060124%	-0.073441%	0.000051%
0.001447%	-0.000177%	-0.000055%	0.002727%	0.004270%	0.001661%	0.026168%	0.000254%	0.124826%	0.060124%	-0.073441%	0.000051%
0.010486%	-0.000177%	-0.000055%	0.002844%	0.065697%	0.001661%	0.026168%	0.000254%	0.124826%	0.071766%	-0.073441%	0.000051%
0.010486%	-0.000177%	-0.000051%	0.002844%	0.065697%	0.001661%	0.026168%	0.000254%	0.124826%	0.071766%	-0.029763%	0.000051%
0.042312%	-0.000177%	-0.000051%	0.002844%	0.065697%	0.001661%	0.050481%	0.000254%	0.124826%	0.078940%	-0.029763%	0.000051%
0.042385%	0.037809%	-0.000051%	0.017632%	0.066978%	0.001661%	0.053904%	0.000254%	0.124826%	0.078940%	-0.029763%	0.000051%
0.083850%	0.037809%	-0.000051%	0.017632%	0.066978%	0.001661%	0.060001%	0.000254%	0.125750%	0.078940%	-0.029763%	0.000051%
0.083850%	0.037809%	-0.000051%	0.017632%	0.066978%	0.001661%	0.060001%	0.000254%	0.164684%	0.085363%	-0.029763%	
0.087944%	0.037809%	0.001283%	0.017632%	0.066978%	0.000825%	0.060001%	0.000254%	0.164684%	0.085363%		
0.087944%	0.121477%	0.001283%	0.017632%	0.066978%	0.000825%	0.078425%	0.000254%				
0.088686%	0.121477%	0.001283%	0.017632%	0.066978%	0.010047%	0.080356%	0.000254%				
0.088686%	0.121477%	0.001283%	0.017632%	0.066978%	0.010047%	0.085573%					
0.088686%	0.121477%	0.001283%	0.017632%	0.066978%							
0.088686%	0.121477%	0.001283%	0.017632%	0.066978%							
0.089779%	0.223385%	0.005520%	0.017632%								
0.089779%	0.223385%	0.005520%									
0.089779%	0.223385%										
0.089779%	0.223385%										

01.01.2015	01.02.2015	01.03.2015	01.04.2015	01.05.2015	01.06.2015	01.07.2015	01.08.2015	01.09.2015	01.10.2015	01.11.2015	01.12.2015	01.01.2016
€ 76,732,010.00	€ 39,899,978.25	€ 47,715,939.07	€ 55,453,548.01	€ 46,369,319.18	€ 64,567,987.96	€ 59,431,886.90	€ 54,689,915.97	€ 61,207,065.28	€ 80,220,918.63	€ 92,279,239.34	€ 100,840,026.75	€ 93,381,618.60
2226	1170	1328	1738	1341	1944	1783	1746	1895	2263	2673	2372	2934
01.01.2015	01.02.2015	01.03.2015	01.04.2015	01.05.2015	01.06.2015	01.07.2015	01.08.2015	01.09.2015	01.10.2015	01.11.2015	01.12.2015	01.01.2016
0.000000%	0.000000%	0.000000%	0.000000%	0.000000%	0.000000%	0.000000%	0.000000%	0.000000%	0.000000%	0.000000%	0.000000%	0.000000%
0.000000%	0.000000%	0.000000%	0.000000%	0.000592%	0.000000%	0.000000%	0.000000%	0.000000%	0.000000%	0.000000%	0.000000%	0.000000%
0.000000%	0.000000%	0.000000%	0.001088%	0.000592%	0.000000%	0.000000%	0.000000%	0.000000%	0.000000%	0.000000%	0.000000%	0.000000%
0.000000%	0.000000%	0.000000%	0.001088%	0.000592%	0.000000%	0.000000%	0.000000%	0.000000%	0.000000%	0.000000%	0.000000%	0.000000%
0.00448%	0.000709%	0.000000%	0.001088%	0.000592%	0.000000%	0.000000%	0.000000%	0.000000%	0.000000%	0.000000%	0.000000%	0.000000%
0.00448%	0.000709%	0.000000%	0.001088%	0.000592%	0.000000%	0.000000%	0.000000%	0.000000%	0.000000%	0.000000%	0.000000%	0.000000%
0.00448%	0.000709%	0.000000%	0.001088%	0.000592%	0.000000%	0.000000%	0.000000%	0.000000%	0.000000%	0.000000%	0.000000%	0.000000%
0.00448%	0.000709%	0.000000%	0.001088%	0.000592%	0.000000%	0.000000%	0.000000%	0.000000%	0.000000%	0.000000%	0.000000%	0.000000%
0.00448%	0.000709%	0.000000%	0.001088%	0.000592%	0.000000%	0.000000%	0.000000%	0.000000%	0.000000%	0.000000%	0.000000%	0.000000%
0.00448%	0.000709%	0.000000%	0.001088%	0.000592%	0.000000%	0.000000%	0.000000%	0.000000%	0.000000%	0.000000%	0.000000%	0.000000%
0.00448%	0.000709%	0.000000%	0.001088%	0.000592%	0.000000%	0.000000%	0.000000%	0.000000%	0.000000%	0.000000%	0.000000%	0.000000%
0.00448%	0.000709%	0.000000%	0.001088%	0.000592%	0.000000%	0.000000%	0.000000%	0.000000%	0.000000%	0.000000%	0.000000%	0.000000%
0.00448%	0.000709%	0.000000%	0.001088%	0.000592%	0.000000%	0.000000%	0.000000%	0.000000%	0.000000%	0.000000%	0.000000%	0.000000%
0.00448%	0.000709%	0.000000%	0.001088%	0.000592%	0.000000%	0.000000%	0.000000%	0.000000%	0.000000%	0.000000%	0.000000%	0.000000%

Vintage Loss Curves



4. Vintage Losses - Volkswagen Leasing

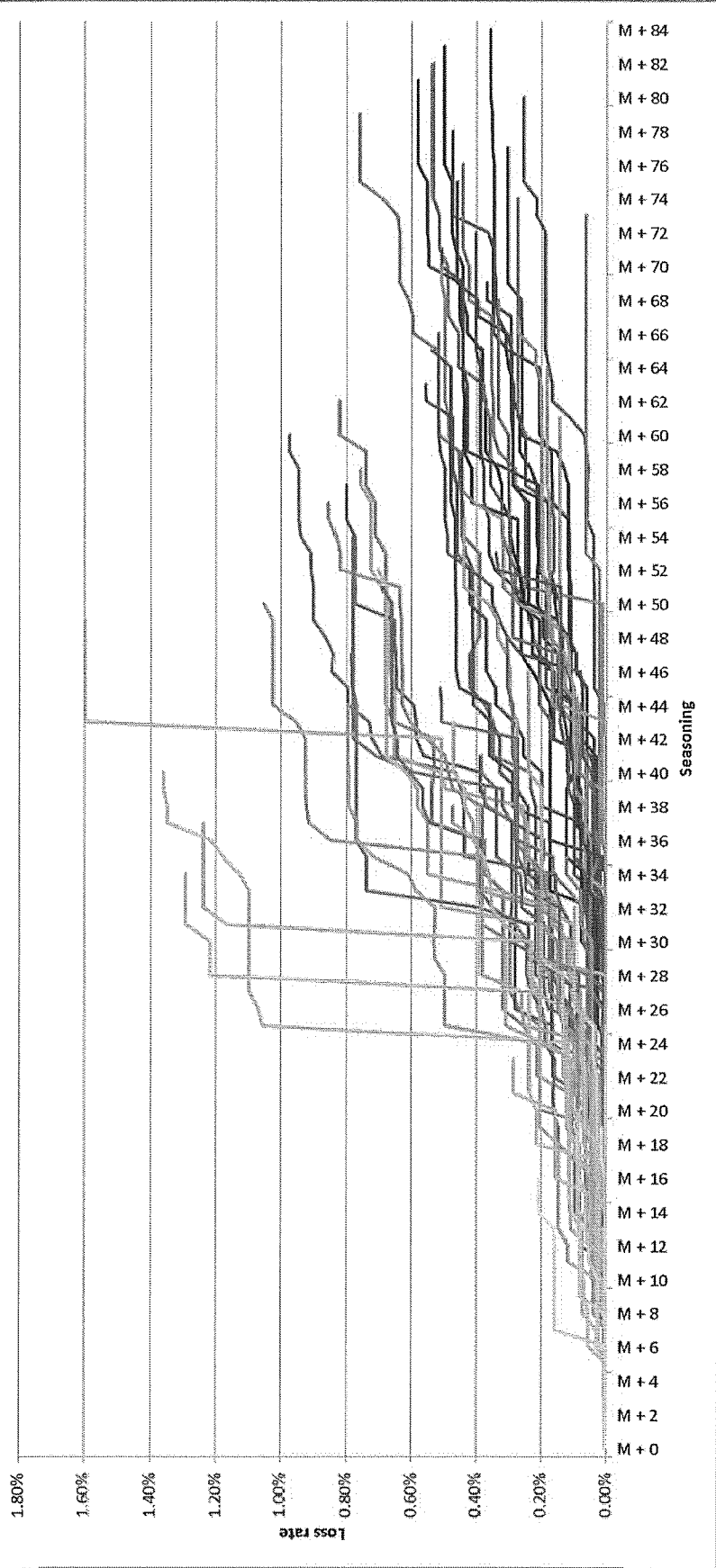
Contract start month	01.01.2009	01.02.2009	01.03.2009	01.04.2009	01.05.2009	01.06.2009	01.07.2009	01.08.2009	01.09.2009	01.10.2009	01.11.2009	01.12.2009
Origination volume	€ 54,703,899.69	€ 30,382,328.52	€ 26,772,666.85	€ 26,506,155.39	€ 23,000,280.77	€ 21,206,118.22	€ 19,825,539.13	€ 18,910,977.70	€ 17,844,839.27	€ 24,168,195.46	€ 11,151,911.13	€ 5,710,858.00
No. Of contracts	1328	726	673	667	586	533	486	534	436	672	300	710
Contract start month	01.01.2009	01.02.2009	01.03.2009	01.04.2009	01.05.2009	01.06.2009	01.07.2009	01.08.2009	01.09.2009	01.10.2009	01.11.2009	01.12.2009
M+0	0.000000%	0.000000%	0.000000%	0.000000%	0.000000%	0.000000%	0.000000%	0.000000%	0.000000%	0.000000%	0.000000%	0.000000%
M+1	0.000000%	0.000000%	0.000000%	0.000000%	0.000000%	0.000000%	0.000000%	0.000000%	0.000000%	0.000000%	0.000000%	0.000000%
M+2	0.000000%	0.000000%	0.000000%	0.000000%	0.000000%	0.000000%	0.000000%	0.000000%	0.000000%	0.000000%	0.000000%	0.000000%
M+3	0.000000%	0.000000%	0.000000%	0.000000%	0.000000%	0.000000%	0.000000%	0.000000%	0.000000%	0.000000%	0.000000%	0.000000%
M+4	0.000000%	0.000000%	0.000000%	0.000000%	0.000000%	0.000000%	0.000000%	0.000000%	0.000000%	0.000000%	0.000000%	0.000000%
M+5	0.000000%	0.000000%	0.000000%	0.000000%	0.000000%	0.000000%	0.000000%	0.000000%	0.000000%	0.000000%	0.000000%	0.000000%
M+6	0.000000%	0.000000%	0.000000%	0.000000%	0.000000%	0.000000%	0.000000%	0.000000%	0.000000%	0.000000%	0.000000%	0.000000%
M+7	0.000000%	0.000000%	0.000000%	0.000000%	0.000000%	0.000000%	0.000000%	0.000000%	0.000000%	0.000000%	0.000000%	0.000000%
M+8	0.000000%	0.000000%	0.000000%	0.000000%	0.000000%	0.000000%	0.000000%	0.000000%	0.000000%	0.000000%	0.000000%	0.000000%
M+9	0.000000%	0.000000%	0.000000%	0.000000%	0.000000%	0.000000%	0.000000%	0.000000%	0.000000%	0.000000%	0.000000%	0.000000%
M+10	0.000000%	0.000000%	0.000000%	0.000000%	0.000000%	0.000000%	0.000000%	0.000000%	0.000000%	0.000000%	0.000000%	0.000000%
M+11	0.000000%	0.000000%	0.000000%	0.000000%	0.000000%	0.000000%	0.000000%	0.000000%	0.000000%	0.000000%	0.000000%	0.000000%
M+12	0.000000%	0.000000%	0.000000%	0.000000%	0.000000%	0.000000%	0.000000%	0.000000%	0.000000%	0.000000%	0.000000%	0.000000%
M+13	0.000000%	0.000000%	0.000000%	0.000000%	0.000000%	0.000000%	0.000000%	0.000000%	0.000000%	0.000000%	0.000000%	0.000000%
M+14	0.000000%	0.000000%	0.000000%	0.000000%	0.000000%	0.000000%	0.000000%	0.000000%	0.000000%	0.000000%	0.000000%	0.000000%
M+15	0.000000%	0.000000%	0.000000%	0.000000%	0.001505%	0.000000%	0.000000%	0.000000%	0.000000%	0.000000%	0.000000%	0.000000%
M+16	0.000000%	0.000000%	0.000000%	0.000000%	0.001505%	0.000000%	0.000000%	0.000000%	0.000000%	0.000000%	0.000000%	0.000000%
M+17	0.000000%	0.000000%	0.000000%	0.000000%	0.001505%	0.000000%	0.000000%	0.000000%	0.000000%	0.000000%	0.000000%	0.000000%
M+18	0.000000%	0.000000%	0.000000%	0.000000%	0.001505%	0.000000%	0.000000%	0.000000%	0.000000%	0.000000%	0.000000%	0.000000%
M+19	0.000000%	0.000000%	0.000000%	0.000000%	0.001505%	0.000000%	0.000000%	0.000000%	0.000000%	0.000000%	0.000000%	0.000000%
M+20	0.007436%	0.000000%	0.000000%	0.000000%	0.001505%	0.000000%	0.000000%	0.000000%	0.000000%	0.000000%	0.048890%	0.000000%
M+21	0.007436%	0.000000%	0.000000%	0.000000%	0.001505%	0.000000%	0.000000%	0.000000%	0.000000%	0.000000%	0.048890%	0.000000%
M+22	0.007436%	0.000000%	0.000000%	0.000000%	0.001505%	0.000000%	0.000000%	0.000000%	0.000000%	0.000000%	0.048890%	0.000000%
M+23	0.007436%	0.000000%	0.000000%	0.000000%	0.001505%	0.000000%	0.000000%	0.000000%	0.000000%	0.000000%	0.048890%	0.000000%
M+24	0.007436%	0.000000%	0.000000%	0.000000%	0.001505%	0.000000%	0.037740%	0.000000%	0.000000%	0.000000%	0.048890%	0.000000%
M+25	0.007436%	0.000000%	0.000000%	0.000000%	0.001505%	0.000000%	0.037740%	0.000000%	0.000000%	0.000000%	0.048890%	0.000000%
M+26	0.007436%	0.000000%	0.000000%	0.027343%	0.001505%	0.000000%	0.037740%	0.000000%	0.000000%	0.000000%	0.048890%	0.000000%
M+27	0.007436%	0.000000%	0.000000%	0.027343%	0.001505%	0.000000%	0.037740%	0.000000%	0.000000%	0.000000%	0.048890%	0.000000%
M+28	0.056211%	0.046376%	0.017533%	0.027343%	0.001505%	0.215761%	0.037740%	0.000000%	0.000000%	0.000000%	0.048890%	0.000000%
M+29	0.056211%	0.046376%	0.017533%	0.027343%	0.001505%	0.215761%	0.037740%	0.000000%	0.000000%	0.000000%	0.048890%	0.000000%
M+30	0.056211%	0.046376%	0.018369%	0.027343%	0.001505%	0.215761%	0.037740%	0.000000%	0.000000%	0.000000%	0.048890%	0.000000%
M+31	0.056211%	0.046376%	0.018369%	0.027343%	0.001505%	0.215761%	0.037740%	0.000000%	0.000000%	0.000000%	0.048890%	0.000000%
M+32	0.056211%	0.046376%	0.018369%	0.027343%	0.001505%	0.215761%	0.037740%	0.000000%	0.000000%	0.000000%	0.048890%	0.000000%
M+33	0.056211%	0.046376%	0.018369%	0.027343%	0.001505%	0.215761%	0.037740%	0.000000%	0.000000%	0.000000%	0.048890%	0.022563%
M+34	0.056211%	0.046376%	0.018369%	0.027343%	0.001505%	0.215761%	0.037740%	0.000000%	0.000000%	0.000000%	0.097332%	0.022563%
M+35	0.056211%	0.046376%	0.042434%	0.027343%	0.001505%	0.215761%	0.037740%	0.033045%	0.000000%	0.016391%	0.097332%	0.022563%
M+36	0.056211%	0.046376%	0.042434%	0.027343%	0.001505%	0.215761%	0.037740%	0.033045%	0.012906%	0.060386%	0.097332%	0.022563%
M+37	0.096250%	0.071815%	0.042434%	0.027343%	0.001505%	0.215761%	0.037740%	0.086194%	0.012906%	0.060386%	0.096877%	0.022563%
M+38	0.096250%	0.071815%	0.042434%	0.027343%	0.001505%	0.215761%	0.036956%	0.086194%	0.012906%	0.060386%	0.096970%	0.022563%
M+39	0.096250%	0.071815%	0.042434%	0.027343%	0.001505%	0.23033%	0.036956%	0.086194%	0.012906%	0.060386%	0.096970%	0.022563%
M+40	0.096250%	0.071815%	0.042434%	0.027343%	0.001505%	0.23033%	0.036956%	0.086194%	0.012906%	0.060386%	0.096970%	0.022563%
M+41	0.096250%	0.071815%	0.042434%	0.032589%	0.001505%	0.348421%	0.036956%	0.09340%	0.012906%	0.060386%	0.096970%	0.022563%
M+42	0.105946%	0.071815%	0.168918%	0.078346%	0.001505%	0.348421%	0.036956%	0.09340%	0.012906%	0.060386%	0.096970%	0.022563%
M+43	0.105946%	0.071815%	0.168918%	0.099224%	0.009348%	0.348421%	0.090055%	0.09340%	0.012906%	0.060386%	0.104196%	0.022563%
M+44	0.148669%	0.071815%	0.207151%	0.099224%	0.009348%	0.376006%	0.090055%	0.09340%	0.012906%	0.060386%	0.104196%	0.022563%
M+45	0.148669%	0.199587%	0.207633%	0.165277%	0.037500%	0.421577%	0.113143%	0.09340%	0.012906%	0.060386%	0.186049%	0.022563%
M+46	0.148669%	0.226955%	0.207633%	0.165152%	0.037500%	0.421577%	0.119283%	0.08703%	0.012906%	0.092728%	0.186049%	0.022563%
M+47	0.148669%	0.262955%	0.207633%	0.227387%	0.037500%	0.421577%	0.113143%	0.08703%	0.012906%	0.092728%	0.186049%	0.022563%
M+48	0.192387%	0.262365%	0.22615%	0.227387%	0.037500%	0.390346%	0.113143%	0.08703%	0.012906%	0.171644%	0.186049%	0.022563%
M+49	0.192387%	0.262365%	0.236401%	0.227387%	0.037500%	0.390346%	0.113143%	0.08703%	0.012906%	0.150362%	0.186049%	0.022563%
M+50	0.211139%	0.262365%	0.246512%	0.253788%	0.037500%	0.390346%	0.113143%	0.08703%	0.012906%	0.238350%	0.186049%	0.022563%
M+51	0.211139%	0.262365%	0.279359%	0.253788%	0.037500%	0.390346%	0.113143%	0.08703%	0.012906%	0.238350%	0.186049%	0.022563%
M+52	0.211139%	0.367947%	0.279359%	0.272036%	0.040517%	0.390346%	0.113143%	0.116558%	0.247991%	0.238350%	0.162324%	0.022563%
M+53	0.207882%	0.38408%	0.301084%	0.272036%	0.040517%	0.390346%	0.113143%	0.116558%	0.247991%	0.238282%	0.162324%	0.065092%
M+54	0.214312%	0.297102%	0.318982%	0.272036%	0.040517%	0.442592%	0.113143%	0.116558%	0.247991%	0.238282%	0.162324%	0.065092%
M+55	0.214312%	0.297102%	0.323557%	0.272036%	0.050448%	0.442592%	0.117707%	0.116558%	0.247991%	0.238282%	0.162324%	0.065092%
M+56	0.213419%	0.321552%	0.323557%	0.415783%	0.060448%	0.442592%	0.166659%	0.116690%	0.247991%	0.238282%	0.169576%	0.065092%
M+57	0.215642%	0.321470%	0.357260%	0.415783%	0.060448%	0.452674%	0.166659%	0.116690%	0.280145%	0.288366%	0.248051%	0.065092%
M+58	0.233473%	0.336237%	0.357260%	0.415783%	0.057028%	0.452674%	0.169020%	0.129434%	0.280145%	0.288366%	0.248051%	0.065092%
M+59	0.266174%	0.373748%	0.358834%	0.437997%	0.067964%	0.516243%	0.205929%	0.261925%	0.348708%	0.288366%	0.248051%	0.065092%
M+60	0.266174%	0.373748%	0.358834%	0.437997%	0.110309%	0.518801%	0.205929%	0.259235%	0.348708%	0.288366%	0.272390%	0.065092%
M+61	0.266174%	0.373748%	0.379247%	0.430503%	0.166464%	0.518801%	0.205929%	0.259235%	0.348708%	0.288366%	0.272390%	0.065092%
M+62	0.286235%	0.393566%	0.378877%	0.440818%	0.166464%	0.518801%	0.206343%	0.259235%	0.353612%	0.291920%	0.272390%	0.065092%
M+63	0.300319%	0.393566%	0.455288%	0.440818%	0.176334%	0.518801%	0.206343%	0.259235%	0.353612%	0.291920%	0.272390%	0.065092%
M+64	0.308973%	0.393566%	0.455288%	0.440818%	0.187480%	0.518801%	0.300367%	0.259235%	0.353612%	0.291920%	0.272390%	0.065092%
M+65	0.308973%	0.393566%	0.455288%	0.440818%	0.187480%	0.598619%	0.349811%	0.261033%	0.353612%	0.291920%	0.272390%	0.065092%
M+66	0.335629%	0.427761%	0.487667%	0.452974%	0.187480%	0.598619%	0.349811%	0.261033%	0.353612%	0.291920%	0.272390%	0.065092%
M+67	0.340997%	0.442603%	0.487821%	0.452974%	0.187480%	0.610196%	0.349811%	0.261033%	0.422328%	0.394975%	0.272390%	0.065092%
M+68												

01.01.2013	01.02.2013	01.03.2013	01.04.2013	01.05.2013	01.06.2013	01.07.2013	01.08.2013	01.09.2013	01.10.2013	01.11.2013	01.12.2013
€ 34,821,507.85	€ 20,730,712.33	€ 28,975,882.59	€ 27,006,548.43	€ 24,364,486.05	€ 24,384,676.22	€ 25,109,285.64	€ 22,076,466.26	€ 25,678,818.10	€ 31,062,123.42	€ 30,441,536.62	€ 17,953,757.76
945	548	803	873	691	689	687	610	784	875	840	562
01.01.2013	01.02.2013	01.03.2013	01.04.2013	01.05.2013	01.06.2013	01.07.2013	01.08.2013	01.09.2013	01.10.2013	01.11.2013	01.12.2013
0.000000%	0.000000%	0.000000%	0.000000%	0.000000%	0.000000%	0.000000%	0.000000%	0.000000%	0.000000%	0.000000%	0.000000%
0.000000%	0.000000%	0.000000%	0.000000%	0.000000%	0.000000%	0.000000%	0.000000%	0.000000%	0.000000%	0.000000%	0.000000%
0.000000%	0.000000%	0.000000%	0.000000%	0.000000%	0.000000%	0.000000%	0.000000%	0.000000%	0.000000%	0.000000%	0.000000%
0.000000%	0.000000%	0.000000%	0.000000%	0.000000%	0.000000%	0.000000%	0.000000%	0.000000%	0.000000%	0.000000%	0.000000%
0.001558%	0.000000%	0.000000%	0.000000%	0.000000%	0.000000%	0.000000%	0.000000%	0.001835%	0.002516%	0.000000%	0.000000%
0.001558%	0.000000%	0.000000%	0.000000%	0.000000%	0.000000%	0.000000%	0.000000%	0.001835%	0.002516%	0.000000%	0.000261%
0.001558%	0.000000%	0.000000%	0.005901%	0.000000%	0.029750%	0.000000%	0.000000%	0.001835%	0.00369%	0.024583%	0.000583%
0.001558%	0.041257%	0.000000%	0.005901%	0.000000%	0.073803%	0.000000%	0.000000%	0.001835%	0.00369%	0.024583%	0.000583%
0.001558%	0.041257%	0.000000%	0.040443%	0.000000%	0.073803%	0.000000%	0.000041%	0.001835%	0.00369%	0.024583%	0.000583%
0.001558%	0.040508%	0.022076%	0.040443%	0.000000%	0.073803%	0.000000%	0.027582%	0.001835%	0.00369%	0.024583%	0.000583%
0.018832%	0.040508%	0.022076%	0.040443%	0.000000%	0.073803%	0.000000%	0.115713%	0.001835%	0.00369%	0.024583%	0.000583%
0.018832%	0.040508%	0.022076%	0.040443%	0.001160%	0.073803%	0.035258%	0.115713%	0.001835%	0.00369%	0.024583%	0.000583%
0.018832%	0.040508%	0.022076%	0.040986%	0.001160%	0.110368%	0.022355%	0.146250%	0.001835%	0.00369%	0.024583%	0.000583%
0.018832%	0.040508%	0.022076%	0.040986%	0.001160%	0.110368%	0.022355%	0.146704%	0.026069%	0.010332%	0.027415%	0.000583%
0.018832%	0.040508%	0.022076%	0.040986%	0.035205%	0.110368%	0.022355%	0.146704%	0.026069%	0.010332%	0.027415%	0.000583%
0.022104%	0.040508%	0.022076%	0.040986%	0.035205%	0.110368%	0.022265%	0.146704%	0.026069%	0.043102%	0.029209%	0.000583%
0.022104%	0.041227%	0.213364%	0.040986%	0.035205%	0.110368%	0.022265%	0.146704%	0.026069%	0.043102%	0.029209%	0.000583%
0.022104%	0.041227%	0.213364%	0.040986%	0.035205%	0.110368%	0.052067%	0.204047%	0.026069%	0.043102%	0.062756%	0.000583%
0.022104%	0.041361%	0.213364%	0.085467%	0.035205%	0.110368%	0.104009%	0.204047%	0.026069%	0.043102%	0.062756%	0.000583%
0.022381%	0.041668%	0.235185%	0.085467%	0.035205%	0.110368%	0.106356%	0.204047%	0.028581%	0.043102%	0.062756%	0.000583%
0.022615%	0.041991%	0.235185%	0.085467%	0.035205%	0.131443%	0.106356%	0.204047%	0.028581%	0.043102%	0.062756%	0.000583%
0.070560%	0.041991%	0.235185%	0.085467%	0.035205%	0.131443%	0.106356%	0.204206%	0.040618%	0.080223%	0.072023%	0.000583%
0.070560%	0.041991%	0.235185%	0.086288%	0.035205%	0.131443%	0.196988%	0.204206%	0.040618%	0.080223%	0.072023%	0.000583%
0.130243%	0.041991%	0.235185%	0.088240%	0.035798%	0.131443%	0.309942%	0.204206%	0.040618%	0.080223%	0.072023%	0.000583%
0.148158%	0.041991%	0.235185%	0.115847%	0.087313%	0.133304%	0.309942%	0.204206%	0.096773%	0.080223%	0.072023%	
0.148158%	0.041991%	0.235185%	0.173762%	0.094360%	0.133304%	0.309942%	0.204206%	0.096773%	0.080223%		
0.148158%	0.041991%	1.216803%	0.173762%	0.094360%	0.133304%	0.309942%	0.204206%	0.096773%			
0.148158%	0.041991%	1.216803%	0.206840%	0.094360%	0.198036%	0.309942%	0.204206%				
0.149773%	0.041991%	1.216803%	0.206840%	0.095069%	0.198036%	0.312945%					
0.199666%	0.080018%	1.291370%	0.206840%	0.095069%	0.198036%						
0.199666%	0.080018%	1.291370%	0.206840%	0.095069%							
0.199666%	0.080018%	1.291370%									
0.199666%	0.121105%	1.291370%									
0.245624%	0.121105%										
0.245624%											


01.01.2014	01.02.2014	01.03.2014	01.04.2014	01.05.2014	01.06.2014	01.07.2014	01.08.2014	01.09.2014	01.10.2014	01.11.2014	01.12.2014
€ 49,713,674.09	€ 28,173,662.82	€ 25,937,195.01	€ 31,466,343.88	€ 31,565,331.31	€ 29,010,739.45	€ 149,894,861.36	€ 30,427,112.95	€ 29,026,396.16	€ 60,184,572.96	€ 42,034,622.39	€ 31,735,504.19
1931	803	748	899	874	912	6004	929	854	1999	1381	1067
01.01.2014	01.02.2014	01.03.2014	01.04.2014	01.05.2014	01.06.2014	01.07.2014	01.08.2014	01.09.2014	01.10.2014	01.11.2014	01.12.2014
0.001922%	0.000000%	0.000000%	0.003657%	0.002783%	0.001985%	0.001784%	0.000000%	0.000000%	0.000435%	-0.092942%	0.000063%
0.001922%	0.000000%	0.000000%	0.003657%	0.002783%	0.001985%	0.001784%	0.000000%	0.000000%	0.000435%	-0.092942%	0.000063%
0.001922%	0.000000%	0.000000%	0.003657%	0.002783%	0.001985%	0.005043%	0.000318%	0.000000%	0.000435%	-0.092942%	0.000063%
0.001922%	0.000000%	0.000000%	0.003657%	0.002500%	0.001985%	0.005175%	0.000318%	0.000000%	0.000435%	-0.092942%	0.000063%
0.001922%	0.000000%	0.000000%	0.003461%	0.002500%	0.001985%	0.005435%	0.000318%	0.000000%	0.000435%	-0.092942%	0.000063%
0.001922%	0.000000%	-0.000071%	0.003461%	0.002500%	0.001985%	0.005435%	0.000318%	0.000000%	0.000435%	-0.092942%	0.000063%
0.001854%	-0.000226%	-0.000071%	0.003461%	0.002500%	0.002025%	0.027547%	0.000318%	0.157610%	0.054909%	-0.092124%	0.000063%
0.001854%	-0.000226%	-0.000071%	0.003461%	0.005335%	0.002025%	0.027547%	0.000318%	0.157610%	0.054909%	-0.092124%	0.000063%
0.013436%	-0.000226%	-0.000071%	0.003609%	0.082089%	0.002025%	0.027547%	0.000318%	0.157610%	0.068649%	-0.092124%	0.000063%
0.013436%	-0.000226%	-0.000067%	0.003609%	0.082089%	0.002025%	0.027547%	0.000318%	0.157610%	0.068649%	-0.037334%	0.000063%
0.054212%	-0.000226%	-0.000067%	0.003609%	0.082089%	0.002025%	0.053140%	0.000318%	0.157610%	0.077114%	-0.037334%	0.000063%
0.054305%	0.048368%	-0.000067%	0.022379%	0.082089%	0.002025%	0.056744%	0.000318%	0.157610%	0.077114%	-0.037334%	0.000063%
0.107432%	0.048368%	-0.000067%	0.022379%	0.083690%	0.002025%	0.063162%	0.000318%	0.158777%	0.077114%	-0.037334%	0.000063%
0.107432%	0.048368%	-0.000067%	0.022379%	0.083690%	0.002025%	0.063162%	0.000318%	0.207936%	0.084695%	-0.037334%	
0.112678%	0.048368%	0.001674%	0.022379%	0.083690%	0.002025%	0.063162%	0.000318%	0.207936%	0.084695%		
0.112678%	0.155401%	0.001674%	0.022379%	0.083690%	0.002025%	0.082557%	0.000318%	0.207936%			
0.113629%	0.155401%	0.001674%	0.022379%	0.083690%	0.013272%	0.084589%	0.000318%				
0.113629%	0.155401%	0.001674%	0.022379%	0.083690%	0.013272%	0.090082%					
0.113629%	0.155401%	0.001674%	0.022379%	0.083690%							
0.115029%	0.285768%	0.001674%	0.022379%								
0.115029%	0.285768%										
0.115029%											

01.01.2015	01.02.2015	01.03.2015	01.04.2015	01.05.2015	01.06.2015	01.07.2015	01.08.2015	01.09.2015	01.10.2015	01.11.2015	01.12.2015	01.01.2016
€ 62,195,351.33	€ 33,273,827.94	€ 39,660,109.43	€ 46,669,755.60	€ 39,735,533.13	€ 53,422,370.51	€ 48,346,698.18	€ 46,056,532.62	€ 52,730,486.21	€ 69,365,810.34	€ 78,387,844.84	€ 79,594,271.39	€ 81,809,337.75
1859	1011	1149	1534	1183	1690	1507	1539	1690	2013	2370	1905	2676
0.000000%	0.000000%	0.000000%	0.000000%	0.000000%	0.000000%	0.000000%	0.000000%	0.000000%	0.000000%	0.000000%	0.000000%	0.000000%
0.000000%	0.000000%	0.000000%	0.000000%	0.000000%	0.000000%	0.000000%	0.000000%	0.000000%	0.000000%	0.000000%	0.000000%	0.000000%
0.000000%	0.000000%	0.000000%	0.001293%	0.000691%	0.000000%	0.000000%	0.000000%	0.000000%	0.000000%	0.000000%	0.000000%	0.000000%
0.000000%	0.000000%	0.000000%	0.001293%	0.000691%	0.000000%	0.000000%	0.000000%	0.000000%	0.000000%	0.000000%	0.000000%	0.000000%
0.000553%	0.000850%	0.000000%	0.001293%	0.000691%	0.000000%	0.000000%	0.000000%	0.000000%	0.000000%	0.000000%	0.000000%	0.000000%
0.000553%	0.000850%	0.000000%	0.001293%	0.000691%	0.000000%	0.000000%	0.000000%	0.000000%	0.000000%	0.000000%	0.000000%	0.000000%
0.000553%	0.000850%	0.000000%	0.001293%	0.000691%	0.000000%	0.000000%	0.000000%	0.000000%	0.000000%	0.000000%	0.000000%	0.000000%
0.000553%	0.000850%	0.000000%	0.001293%	0.000691%	0.000000%	0.000000%	0.000000%	0.000000%	0.000000%	0.000000%	0.000000%	0.000000%
0.000553%	0.000850%	0.000000%	0.001293%	0.000691%	0.000000%	0.000000%	0.000000%	0.000000%	0.000000%	0.000000%	0.000000%	0.000000%
0.000553%	0.000850%	0.000000%	0.001293%	0.000691%	0.000000%	0.000000%	0.000000%	0.000000%	0.000000%	0.000000%	0.000000%	0.000000%
0.000553%	0.000850%	0.000000%	0.001293%	0.000691%	0.000000%	0.000000%	0.000000%	0.000000%	0.000000%	0.000000%	0.000000%	0.000000%

Vintage Loss Curves - Volkswagen Leasing




These Final Terms comprise the final terms required to list and have admitted to trading the issue of Series 2016-1 Class A Notes described herein (as from 25 July 2016).



VCL Master Netherlands B.V.

S.M. al-Hamami
Proxyholder



S. Haverkamp-Idema
Proxyholder

Intertrust Management B.V.