



Pricing Supplement dated October 31, 2016 to the
Product Prospectus Supplement MLN-EI-1 dated June 30, 2016 and
Prospectus Dated June 30, 2016

The Toronto-Dominion Bank

\$4,581,000

Market Linked Securities – Leveraged Upside Participation to a Cap and Fixed Percentage Buffered Downside

Principal at Risk Securities Linked to the S&P 500[®] Index due November 3, 2021

The Toronto-Dominion Bank (“TD” or “we”) is offering the Principal at Risk Securities (the “Securities”) linked to the S&P 500[®] Index (the “Reference Asset”) described below.

The Securities provide a 150% leveraged positive return if the level of the Reference Asset increases from the Initial Level to the Final Level, subject to the Maximum Redemption Amount. Investors will lose 1% of the Principal Amount for each 1% decrease from the Initial Level to the Final Level of more than 15% and may lose up to 85% of the Principal Amount. **Any payments on the Securities are subject to our credit risk.**

The Securities are unsecured and are not savings accounts or insured deposits of a bank. The Securities are not insured or guaranteed by the Canada Deposit Insurance Corporation, the U.S. Federal Deposit Insurance Corporation or any other governmental agency or instrumentality of Canada or the United States.

The Securities will not be listed on any securities exchange.

The Payment at Maturity will be greater than the Principal Amount only if the Percentage Change is greater than zero. The Securities do not guarantee the return of the Principal Amount and investors may lose up to 85% of their investment in the Securities.

The Securities have complex features and investing in the Securities involves a number of risks. See “Additional Risk Factors” on page P-6 of this pricing supplement, “Additional Risk Factors Specific to the Notes” beginning on page PS-5 of the product prospectus supplement MLN-EI-1 dated June 30, 2016 (the “product prospectus supplement”) and “Risk Factors” on page 1 of the prospectus dated June 30, 2016 (the “prospectus”).

Neither the Securities and Exchange Commission (the “SEC”) nor any state securities commission has approved or disapproved of these securities or determined that this pricing supplement, the product prospectus supplement or the prospectus is truthful or complete. Any representation to the contrary is a criminal offense.

We will deliver the Securities in book-entry only form through the facilities of The Depository Trust Company on November 3, 2016, against payment in immediately available funds.

The estimated value of the Securities on the Pricing Date is \$946.60 per Security, as discussed further under “Additional Risk Factors — Estimated Value” beginning on page P-8 and “Additional Information Regarding Our Estimated Value of the Securities” beginning on P-19, respectively. The estimated value is less than the public offering price of the Securities.

	Public Offering Price ¹	Underwriting Discount ²	Proceeds to TD
Per Security	\$1,000.00	\$43.30	\$956.70
Total	\$4,581,000.00	\$ 198,357.30	\$4,382,642.70

¹ Certain dealers who purchase the Securities for sale to certain fee-based advisory accounts may forego some or all of their selling concessions, fees or commissions. The price for investors purchasing the Securities in these accounts may be as low as \$956.70 (95.67%) per Security.

² The Agents will receive a commission of \$43.30 (4.33%) per Security and may use a portion of that commission to allow selling concessions to other dealers in connection with the distribution of the Securities, or will offer the Securities directly to investors. The Agents may resell the Securities to other securities dealers at the Principal Amount less a concession not in excess of \$25.00 per Security. Such securities dealers may include Wells Fargo Advisors, LLC (“WFA”), an affiliate of Wells Fargo Securities, LLC (“Wells Fargo Securities”). The other dealers may forego, in their sole discretion, some or all of their selling concessions. In addition to the selling concession allowed to WFA, Wells Fargo Securities will pay \$1.20 per Security of the underwriting discount to WFA as a distribution expense fee for each Security sold by WFA. TD will reimburse TD Securities (USA) LLC (“TDS”) for certain expenses in connection with its role in the offer and sale of the Securities, and TD will pay TDS a fee in connection with its role in the offer and sale of the Securities. See “Supplemental Plan of Distribution (Conflicts of Interest)” on page P-19 of this pricing supplement.

TD SECURITIES (USA) LLC

WELLS FARGO SECURITIES, LLC

P-1

Summary

The information in this “Summary” section is qualified by the more detailed information set forth in this pricing supplement, the product prospectus supplement and the prospectus.

Issuer:	The Toronto-Dominion Bank
Issue:	Senior Debt Securities
Type of Security:	Market Linked Securities – Leveraged Upside Participation to a Cap and Fixed Percentage Buffered Downside
Term:	Approximately 5 years
Reference Asset:	S&P 500 [®] Index (Bloomberg Ticker: SPX)
CUSIP / ISIN:	89114QXQ6 / US89114QXQ62
Agents:	TDS and Wells Fargo Securities. The Agents will receive a commission of \$43.30 and may resell the Securities to other securities dealers, including securities dealers acting as custodians, at the Principal Amount less a concession of not in excess of \$25.00 per Security. Such securities dealers may include WFA, an affiliate of Wells Fargo Securities. In addition to the concession allowed to WFA, Wells Fargo Securities will pay \$1.20 per Security of the underwriting discount to WFA as a distribution expense fee for each Security sold by WFA.
Currency:	U.S. Dollars
Minimum Investment:	\$1,000 and minimum denominations of \$1,000 in excess thereof.
Principal Amount:	\$1,000 per Security
Pricing Date:	October 31, 2016
Issue Date:	November 3, 2016
Valuation Date:	October 27, 2021, subject to postponement for market disruption events and non-trading days, as described under “General Terms of the Notes – Market Disruption Events” in the product prospectus supplement.
Maturity Date:	November 3, 2021, subject to postponement for market disruption events and non-trading days, as described under “General Terms of the Notes – Market Disruption Events” in the product prospectus supplement.
Payment at Maturity:	<p>If the Percentage Change is positive, then the investor will receive an amount per Security equal to the lesser of:</p> <p>(i) Principal Amount + (Principal Amount x Percentage Change x Leverage Factor); and</p> <p>(ii) the Maximum Redemption Amount.</p> <p>If the Percentage Change is less than or equal to 0% but greater than or equal to -15%, then the investor will receive only the Principal Amount.</p> <p>If the Percentage Change is less than -15%, then the investor will receive less than the Principal Amount, calculated using the following formula:</p> $\text{Principal Amount} + [\text{Principal Amount} \times (\text{Percentage Change} + \text{Buffer Percentage})]$ <p>If the Final Level is less than Buffer Level, the investor will receive less, and possibly 85% less, than the Principal Amount at maturity.</p>
Leverage Factor:	150%
Maximum Redemption Amount:	155% of the Principal Amount (or \$1,550 per Security). As a result, the maximum return on the Securities is 55% of the Principal Amount (assuming a public offering price of \$1,000 per Security).
Buffer Percentage:	15%
Buffer Level:	1,807.2275, which is 85% of the Initial Level

Percentage Change:	(Final Level – Initial Level) / Initial Level, expressed as a percentage
Initial Level:	2,126.15, which is the closing level of the Reference Asset on the Pricing Date
Final Level:	The closing level of the Reference Asset on the Valuation Date
Closing Level of the Reference Asset:	The closing level of the Reference Asset will be the official closing level of the Reference Asset or any successor index (as defined in the accompanying product prospectus supplement) published by the Index Sponsor (as defined in the accompanying product prospectus supplement) on any Trading day for the Reference Asset.
Business Day:	Any day that is a Monday, Tuesday, Wednesday, Thursday or Friday that is neither a legal holiday nor a day on which banking institutions are authorized or required by law to close in New York City or Toronto.
U.S. Tax Treatment:	By purchasing a Security, each holder agrees, in the absence of a statutory, regulatory, administrative or judicial ruling to the contrary, to characterize the Securities, for U.S. federal income tax purposes, as pre-paid derivative contracts with respect to the Reference Asset. Based on certain factual representations received from us, in the opinion of our special U.S. tax counsel, Cadwalader, Wickersham & Taft LLP, it is reasonable to treat the Securities in the manner described above. However, because there is no authority that specifically addresses the tax treatment of the Securities, it is possible that your Securities could alternatively be treated for tax purposes as a single contingent payment debt instrument, or pursuant to some other characterization, including possible treatment as a “constructive ownership transaction” subject to section 1260 of the Internal Revenue Code of 1986, as amended (the “Code”), and the timing and character of your income from the Securities could differ materially from the treatment described above, as described further under “Supplemental Discussion of U.S. Federal Income Tax Consequences”.
Canadian Tax Treatment:	Please see the discussion in the product prospectus supplement under “Supplemental Discussion of Canadian Tax Consequences,” which applies to the Securities.
Calculation Agent:	TD
Listing:	The Securities will not be listed on any securities exchange.
Clearance and Settlement:	DTC global (including through its indirect participants Euroclear and Clearstream, Luxembourg, as described under “Forms of the Debt Securities” and “Book-Entry Procedures and Settlement” in the prospectus).

Investor Considerations

We have designed the Securities for investors who:

- seek 150% exposure to the upside performance of the Reference Asset if the Final Level is greater than the Initial Level, subject to the Maximum Redemption Amount of 155% of the Principal Amount, assuming a public offering price of \$1,000 per Security;
- desire to limit downside exposure to the Reference Asset through the Buffer Percentage;
- understand that if the Final Level is less than the Initial Level by more than the Buffer Percentage, they will receive less, and possibly 85% less, than the Principal Amount at maturity;
- are willing to forgo interest payments on the Securities and dividends on securities comprising the Reference Asset (the “Reference Asset Constituents”);

- are willing to accept the credit risk of TD to obtain exposure to the Reference Asset generally and the Reference Asset Constituents specifically;
- are willing to hold the Securities until maturity.

The Securities are not designed for, and may not be a suitable investment for, investors who:

- seek a liquid investment or are unable or unwilling to hold the Securities to maturity;
- are unwilling to accept the risk that the Final Level of the Reference Asset may decrease by more than the Buffer Percentage from the Initial Level;
- seek uncapped exposure to the upside performance of the Reference Asset;
- seek full return of the Principal Amount at maturity;
- are unwilling to purchase securities with an estimated value as of the Pricing Date that is lower than the public offering price, as set forth on the cover hereof;
- seek current income;
- seek exposure to the Reference Asset but are unwilling to accept the risk/return trade-offs inherent in the Payment at Maturity for the Securities;
- are unwilling to accept the credit risk of TD to obtain exposure to the Reference Asset generally or the Reference Asset Constituents specifically; or
- prefer the lower risk of fixed income investments with comparable maturities issued by companies with comparable credit ratings.

TD SECURITIES (USA) LLC

WELLS FARGO SECURITIES, LLC

P-4

Additional Terms of Your Securities

You should read this pricing supplement together with the prospectus, as supplemented by the product prospectus supplement, relating to our Senior Debt Securities, of which these Securities are a part. Capitalized terms used but not defined in this pricing supplement will have the meanings given to them in the product prospectus supplement. In the event of any conflict the following hierarchy will govern: first, this pricing supplement; second, the product prospectus supplement; and last, the prospectus. ***The Securities vary from the terms described in the product prospectus supplement in several important ways. You should read this pricing supplement carefully.***

This pricing supplement, together with the documents listed below, contains the terms of the Securities and supersedes all prior or contemporaneous oral statements as well as any other written materials including preliminary or indicative pricing terms, correspondence, trade ideas, structures for implementation, sample structures, brochures or other educational materials of ours. You should carefully consider, among other things, the matters set forth in “Additional Risk Factors” on page P-6 of this pricing supplement, “Additional Risk Factors Specific to the Notes” beginning on page PS-5 of the product prospectus supplement and “Risk Factors” on page 1 of the prospectus, as the Securities involve risks not associated with conventional debt securities. We urge you to consult your investment, legal, tax, accounting and other advisors before you invest in the Securities. You may access these documents on the Securities and Exchange Commission (the “SEC”) website at www.sec.gov as follows (or if that address has changed, by reviewing our filings for the relevant date on the SEC website):

- Prospectus dated June 30, 2016:
<https://www.sec.gov/Archives/edgar/data/947263/000119312516638441/d162493d424b3.htm>
- Product Prospectus Supplement MLN-EI-1 dated June 30, 2016:
https://www.sec.gov/Archives/edgar/data/947263/000089109216015847/e70323_424b2.htm

Our Central Index Key, or CIK, on the SEC website is 0000947263. As used in this pricing supplement, the “Bank,” “we,” “us,” or “our” refers to The Toronto-Dominion Bank and its subsidiaries. Alternatively, The Toronto-Dominion Bank, any agent or any dealer participating in this offering will arrange to send you the product prospectus supplement and the prospectus if you so request by calling 1-855-303-3234.

TD SECURITIES (USA) LLC

WELLS FARGO SECURITIES, LLC

P-5

Additional Risk Factors

The Securities involve risks not associated with an investment in conventional debt securities. This section describes the most significant risks relating to the terms of the Securities. For additional information as to these risks, please see "Additional Risk Factors Specific to the Notes" in the product prospectus supplement and "Risk Factors" in the prospectus.

You should carefully consider whether the Securities are suited to your particular circumstances before you decide to purchase them. Accordingly, prospective investors should consult their investment, legal, tax, accounting and other advisors as to the risks entailed by an investment in the Securities and the suitability of the Securities in light of their particular circumstances.

Principal at Risk.

Investors in the Securities could lose a substantial portion of their Principal Amount if there is a decline in the level of the Reference Asset by more than the Buffer Percentage. You will lose 1% of the Principal Amount of your Securities for each 1% that the Final Level is less than the Initial Level by more than the Buffer Percentage and you may lose up to 85% of your Principal Amount.

The Securities Do Not Pay Interest and Your Return on the Securities May Be Lower Than the Return on a Conventional Debt Security of Comparable Maturity.

There will be no periodic interest payments on the Securities as there would be on a conventional fixed-rate or floating-rate debt security having the same term. The return that you will receive on the Securities, which could be negative, may be less than the return you could earn on other investments. Even if your return is positive, your return may be less than the return you would earn if you bought a conventional senior interest bearing debt security of TD.

Your Potential Return on the Securities Will Be Limited by the Maximum Redemption Amount and May Be Less Than the Return on a Hypothetical Direct Investment In the Reference Asset.

The opportunity to participate in the possible increases in the Percentage Change of the Reference Asset through an investment in the Securities will be limited because the Payment at Maturity will not exceed the Maximum Redemption Amount. Furthermore, the effect of the Leverage Factor will not be taken into account for any Percentage Change that, when multiplied by the Leverage Factor, exceeds the maximum return on the Securities (55% of the Principal Amount) regardless of how much the Reference Asset has appreciated. Accordingly, your return on the Securities may be less than your return would be if you made a hypothetical investment in a security directly linked to the performance of the Reference Asset or made a hypothetical investment in the Reference Asset, or the Reference Asset Constituents.

Investors Are Subject to TD's Credit Risk, and TD's Credit Ratings and Credit Spreads May Adversely Affect the Market Value of the Securities.

Although the return on the Securities will be based on the performance of the Reference Asset, the payment of any amount due on the Securities is subject to TD's credit risk. The Securities are TD's senior unsecured debt obligations. Investors are dependent on TD's ability to pay all amounts due on the Securities on the Maturity Date and, therefore, investors are subject to the credit risk of TD and to changes in the market's view of TD's creditworthiness. Any decrease in TD's credit ratings or increase in the credit spreads charged by the market for taking TD's credit risk is likely to adversely affect the market value of the Securities.

The Agent Discount, Offering Expenses and Certain Hedging Costs Are Likely to Adversely Affect Secondary Market Prices.

Assuming no changes in market conditions or any other relevant factors, the price, if any, at which you may be able to sell the Securities will likely be lower than the public offering price. The public offering price includes, and any price quoted to you is likely to exclude, the underwriting discount paid in connection with the initial distribution, offering expenses as well as the cost of hedging our obligations under the Securities. In addition, any such price is also likely to reflect dealer discounts, mark-ups and other transaction costs, such as a discount to account for costs associated with establishing or unwinding any related hedge transaction. In addition, because an affiliate of Wells Fargo Securities is to conduct hedging activities for us in connection with the Securities, that affiliate may profit in connection with such hedging activities and such profit, if any, will be in addition to the compensation that the dealer receives for the sale of the Securities to you. You should be aware that the potential to earn fees in connection with hedging activities may create a further incentive for the dealer to sell the Securities to you in addition to the compensation they would receive for the sale of the Securities.

There May Not Be an Active Trading Market for the Securities — Sales in the Secondary Market May Result in Significant Losses.

There may be little or no secondary market for the Securities. The Securities will not be listed on any securities exchange. The Agents and their respective affiliates may make a market for the Securities; however, they are not required to do so. The Agents and their respective affiliates may stop any market-making activities at any time. Even if a secondary market for the Securities develops, it may not provide significant liquidity or trade at prices advantageous to you. We expect that transaction costs in any secondary market would be high. As a result, the difference between bid and ask prices for your Securities in any secondary market could be substantial.

If you sell your Securities before the Maturity Date, you may have to do so at a substantial discount from the public offering price irrespective of the level of the Reference Asset, and as a result, you may suffer substantial losses.

If the Level of the Reference Asset Changes, the Market Value of Your Securities May Not Change in the Same

Manner.

Your Securities may trade quite differently from the performance of the Reference Asset. Changes in the level of the Reference Asset may not result in a comparable change in the market value of your Securities. Even if the level of the Reference Asset increases above

TD SECURITIES (USA) LLC

WELLS FARGO SECURITIES, LLC

P-6

its respective Initial Level during the life of the Securities, the market value of your Securities may not increase by the same amount and could decline.

The Payment at Maturity Is Not Linked to the Level of the Reference Asset at Any Time Other than the Valuation Date.

The Final Level will be based on the closing level of the Reference Asset on the Valuation Date (subject to adjustment as described elsewhere in this pricing supplement). Therefore, if the closing level of the Reference Asset dropped precipitously on the Valuation Date, the Payment at Maturity for your Securities may be significantly less than it would have been had the Payment at Maturity been linked to the closing level of the Reference Asset prior to such drop in the level of the Reference Asset. Although the actual level of the Reference Asset on the Maturity Date or at other times during the life of your Securities may be higher than their prices on the Valuation Date, you will not benefit from the closing level of the Reference Asset at any time other than the closing prices on the Valuation Date.

You Will Not Have Any Rights to the Reference Asset Constituents and the Reference Asset only Reflects Price Return.

As a holder of the Notes, you will not have voting rights or rights to receive cash dividends or other distributions or other rights that holders of the Reference Asset Constituents would have. The Reference Asset measures price return only and is not a total return index or strategy, meaning the Final Level will not reflect any dividends paid on the Reference Asset Constituents.

The Market Value of Your Securities May Be Influenced by Many Unpredictable Factors.

When we refer to the market value of your Securities, we mean the value that you could receive for your Securities if you choose to sell them in the open market before the Maturity Date. A number of factors, many of which are beyond our control, will influence the market value of your Securities, including:

- the level of the Reference Asset
- the volatility – i.e., the frequency and magnitude of changes – in the level of the Reference Asset;
- the dividend rates, if applicable, of the Reference Asset Constituents
- economic, financial, regulatory and political, military or other events that may affect the levels of the Reference Asset;
- interest rates in the market;
- the time remaining until your Securities mature;
- our creditworthiness, whether actual or perceived, and including actual or anticipated upgrades or downgrades in our credit ratings or changes in other credit measures.

These factors will influence the price you will receive if you sell your Securities before maturity, including the price you may receive for your Securities in any market-making transaction.

Past Reference Asset Performance is No Guide to Future Performance.

The actual performance of the Reference Asset over the life of the Securities, as well as the Payment at Maturity, may bear little relation to the historical closing levels of the Reference Asset or to the hypothetical return examples set forth elsewhere in this pricing supplement. We cannot predict the future performance of the Reference Asset.

There Are Potential Conflicts of Interest Between You and the Calculation Agent.

The Calculation Agent will, among other things, determine the amount of your payment on the Securities. We will serve as the Calculation Agent and may appoint a different Calculation Agent after the Issue Date without notice to you. The Calculation Agent will exercise its judgment when performing its functions and may take into consideration our ability to unwind any related hedges. For example, the Calculation Agent may have to determine whether a market disruption event affecting the Reference Asset has occurred. This determination may, in turn, depend on the

Calculation Agent's judgment whether the event has materially interfered with our ability or the ability of one of our affiliates to unwind our hedge positions. Since this determination by the Calculation Agent will affect the payment on the Securities, the Calculation Agent may have a conflict of interest if it needs to make a determination of this kind. For additional information as to the Calculation Agent's role, see "General Terms of the Notes—Role of Calculation Agent" in the product prospectus supplement.

We Have No Affiliation with the Index Sponsor and Will Not Be Responsible for Any Actions Taken by the Index Sponsor.

S&P Dow Jones Indices LLC, a division of The McGraw-Hill Companies, Inc. (the "Index Sponsor") is not an affiliate of ours or will be involved in any offerings of the Securities in any way. Consequently, we have no control of any actions of the Index Sponsor, including any actions of the type that would require the Calculation Agent to adjust the payment to you at maturity. The Index Sponsor does not have any obligation of any sort with respect to the Securities. Thus, the Index Sponsor has no obligation to take your interests into consideration for any reason, including in taking any actions that might affect the value of the Securities. None of our proceeds from any issuance of the Securities will be delivered to the Index Sponsor, except to the extent that we are required to pay the Index Sponsor licensing fees with respect to the Reference Asset.

TD SECURITIES (USA) LLC

WELLS FARGO SECURITIES, LLC

P-7

The Business Activities of the Issuer or its Affiliates May Create Conflicts of Interest.

We and our affiliates expect to engage in trading activities related to the Reference Asset or any Reference Asset Constituents that are not for the account of holders of the Notes or on their behalf. These trading activities may present a conflict between the holders' interests in the Notes and the interests we and our affiliates will have in their proprietary accounts, in facilitating transactions, including options and other derivatives transactions, for their customers and in accounts under their management. These trading activities, if they influence the level of the Reference Asset, could be adverse to the interests of the holders of the Notes. We and one or more of our affiliates may, at present or in the future, engage in business with the issuers of the Reference Asset Constituents, including making loans to or providing advisory services. These services could include investment banking and merger and acquisition advisory services. These activities may present a conflict between our or one or more of our affiliates' obligations and your interests as a holder of the Notes. Moreover, we and our affiliates may have published, and in the future expect to publish, research reports with respect to the Reference Asset and/or any Reference Asset Constituents. This research is modified from time to time without notice and may express opinions or provide recommendations that are inconsistent with purchasing or holding the Notes. Any of these activities by us or one or more of our affiliates may affect the level of the Reference Asset, and, therefore, the market value of the Notes.

Estimated Value

The Estimated Value of Your Securities Is Lower Than the Public Offering Price of Your Securities.

The estimated value of your Securities is lower than the public offering price of your Securities. The difference between the public offering price of your Securities and the estimated value of the Securities is a result of certain factors, such as any sales commissions paid to the Agents or their affiliates, any selling concessions, discounts, commissions or fees allowed or paid to non-affiliated intermediaries, the estimated profit that we or any of our affiliates expect to earn in connection with structuring and hedging the Securities, the estimated cost which we may incur in hedging our obligations under the Securities, and estimated development and other costs which we may incur in connection with the Securities. The estimated value also factors in an estimate of the difference between the amounts we pay and receive in a hedging transaction with an affiliate of WFS in connection with your Securities.

The Estimated Value of Your Securities Is Based on Our Internal Funding Rate.

The estimated value of your Securities is based on a number of variables, including our internal funding rates. Our internal funding rates may differ from the levels at which our benchmark debt securities trade in the secondary market, and at times the internal funding rates we use in calculating the estimated value of your Securities may be lower. As a result of this difference, the estimated value may be higher than it would have been if it were calculated by reference to the levels at which our benchmark debt securities trade in the secondary market, since it is not based on those levels.

The Estimated Value of the Securities Is Based on Our Internal Pricing Models and Pricing Models of Third Parties With Whom We Enter Into Hedging Transactions; These May Prove to Be Inaccurate and May Be Different from the Pricing Models of Other Financial Institutions.

The estimated value of your Securities is based on our internal pricing models and upon pricing models of an affiliate of WFS with whom we enter into a hedging transaction. These pricing models take into account a number of variables and are based on a number of subjective assumptions, which are not evaluated or verified on an independent basis and may or may not materialize. Further, these pricing models may be different from other financial institutions' pricing models and the methodologies used to estimate the value of the Securities may not be consistent with those of other financial institutions that may be purchasers or sellers of Securities in the secondary market. As a result,

the secondary market price of your Securities may be materially different from the estimated value of the Securities determined by reference to these pricing models.

The Estimated Value of Your Securities Is Not a Prediction of the Prices at Which You May Sell Your Securities in the Secondary Market, if Any, and Such Secondary Market Prices, if Any, Will Likely Be Lower Than the Public Offering Price of Your Securities and May Be Lower Than the Estimated Value of Your Securities.

The estimated value of the Securities is not a prediction of the prices at which the Agents, other affiliates of ours or third parties may be willing to purchase the Securities from you in secondary market transactions (if they are willing to purchase, which they are not obligated to do). The price at which you may be able to sell your Securities in the secondary market at any time will be influenced by many factors that cannot be predicted, such as market conditions and any bid and ask spread for similar sized trades, and may be substantially less than our estimated value of the Securities. Further, as secondary market prices of your Securities take into account the levels at which our debt securities trade in the secondary market and do not take into account our various costs related to the Securities such as fees, commissions, discounts, and the costs of hedging our obligations under the Securities, secondary market prices of your Securities will likely be lower than the public offering price of your Securities. As a result, the price at which the Agents, other affiliates of ours or third parties may be willing to purchase the Securities from you in secondary market transactions, if any, will likely be lower than the price you paid for your Securities, and any sale prior to the Maturity Date could result in a substantial loss to you.

The Temporary Price at Which We May Initially Buy the Securities in the Secondary Market May Not Be Indicative of Future Prices of Your Securities.

Assuming that all relevant factors remain constant after the Pricing Date, the price at which the Agents may initially buy or sell the Securities in the secondary market (if the Agents make a market in the Securities, which they are not obligated to do) may exceed our estimated value of the Securities on the Pricing Date, as well as the secondary market value of the Securities, for a temporary

TD SECURITIES (USA) LLC

WELLS FARGO SECURITIES, LLC

P-8

period after the initial issue date of the Securities, as discussed further under “Additional Information Regarding Our Estimated Value of the Securities”. The price at which the Agents may initially buy or sell the Securities in the secondary market may not be indicative of future prices of your Securities.

The Valuation Date and Therefore the Maturity Date May be Postponed In the Case of a Market Disruption Event.

The Valuation Date and therefore the Maturity Date may be postponed in the case of a Market Disruption Event as described herein and in the product prospectus supplement. For a description of what constitutes a market disruption event as well as the consequences of that market disruption event, see “General Terms of the Notes—Market Disruption Events” in the product prospectus supplement and “Summary” above.

Significant Aspects of the Tax Treatment of the Securities Are Uncertain.

Significant aspects of the U.S. tax treatment of the Securities are uncertain. You should consult your tax advisor about your own tax situation and should read carefully the section entitled “Supplemental Discussion of U.S. Federal Income Tax Consequences” below.

For a more complete discussion of the Canadian federal income tax consequences of investing in the Securities, please see the discussion in the product prospectus supplement under “Supplemental Discussion of Canadian Tax Consequences.”

If you are not a Non-resident Holder (as that term is defined in the prospectus) or if you acquire the Securities in the secondary market, you should consult your tax advisors as to the consequences of acquiring, holding and disposing of the Securities and receiving the payments that might be due under the Securities.

TD SECURITIES (USA) LLC

WELLS FARGO SECURITIES, LLC

P-9

Hypothetical Returns

The examples, table and graph set out below are included for illustration purposes only. The **hypothetical** Percentage Changes of the Reference Asset used to illustrate the calculation of the Payment at Maturity (rounded to two decimal places) are not estimates or forecasts of the Final Level or the level of the Reference Asset on any trading day prior to the Maturity Date throughout the term of the Securities. All examples, the table and the graph are based on an Initial Level of 2,126.15, a Buffer Percentage of 15% (the Buffer Level is 85% of the Initial Level), a Leverage Factor of 150%, a Maximum Redemption Amount of 155% of the Principal Amount, and assume that a holder purchased

Securities with an aggregate Principal Amount and public offering price of \$1,000 and that no market disruption event occurs on the Valuation Date.

Example 1—

Calculation of the Payment at Maturity where the Percentage Change is positive and the Payment at Maturity is less than the Maximum Redemption Amount.

Percentage Change: 10%

Payment at Maturity: $\$1,000 + (\$1,000 \times 10\% \times 150\%) = \$1,000 + \$150 = \$1,150.00$

On a \$1,000 investment, a 10% Percentage Change results in a Payment at Maturity of \$1,150.00, a 15.00% return on the Securities.

Example 2—

Calculation of the Payment at Maturity where the Percentage Change is positive and the Payment at Maturity equals the Maximum Redemption Amount.

Percentage Change: 40%

Payment at Maturity: $\$1,000 + (\$1,000 \times 40\% \times 150\%) = \$1,000 + \$600.00 = \$1,600.00$ however, the Maximum Payment Amount is \$1,550.00, and the Payment at Maturity would be \$1,550.00.

On a \$1,000 investment, a 40% Percentage Change results in a Payment at Maturity equal to the Maximum Redemption Amount, a 55.00% return on the Securities, because that amount is the lesser of the Maximum Redemption amount and \$1,600.00.

In addition to limiting your return on the Securities, the Maximum Redemption Amount limits the positive effect of the Leverage Factor. If the Final Level is greater than the Initial Level, you will participate in the performance of the Reference Asset at a rate of 150% up to a certain point. However, the effect of the Leverage Factor will be progressively reduced for Final Levels that are greater than 36.67% of the Initial Level (based on the Maximum Redemption Amount of 155% or \$1,550.00 per Security) since your return on the Securities for any Final Level greater than approximately 36.67% of the Initial Level will be limited to the Maximum Redemption Amount.

Example 3—

Calculation of the Payment at Maturity where the Percentage Change is negative (but greater than or equal to -15%).

Percentage Change: -13%

Payment at Maturity: At maturity, if the Percentage Change is negative BUT greater than or equal to -15%, then the Payment at Maturity will equal the Principal Amount.

On a \$1,000 investment, a -13% Percentage Change results in a Payment at Maturity of \$1,000.00, a 0.00% return on the Securities.

Example 4—

Calculation of the Payment at Maturity where the Percentage Change is less than -15%.

Percentage Change: -35%

Payment at Maturity: $\$1,000 + [\$1,000 \times (-35\% + 15\%)] = \$1,000 - \$200 = \800.00

On a \$1,000 investment, a -35% Percentage Change results in a Payment at Maturity of \$800.00, a -20.00% return on the Securities.

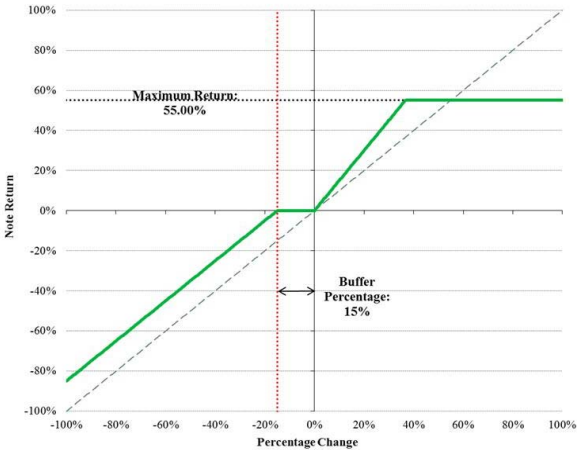
on the Pricing Date and held the Securities until the Maturity Date. The returns illustrated in the following table are not estimates or forecasts of the Percentage Change or the return on the Securities. Neither TD nor either Agent is predicting or guaranteeing any gain or particular return on the Securities.

Hypothetical Final Level	Hypothetical Percentage Change	Hypothetical Payment at Maturity (\$)	Hypothetical Return on Securities ² (%)
4,252.30	100.00%	\$1,550.00	55.00%
3,720.76	75.00%	\$1,550.00	55.00%
3,189.23	50.00%	\$1,550.00	55.00%
2,976.61	40.00%	\$1,550.00	55.00%
2,905.75	36.67%	\$1,550.00	55.00%
2,764.00	30.00%	\$1,450.00	45.00%
2,551.38	20.00%	\$1,300.00	30.00%
2,338.77	10.00%	\$1,150.00	15.00%
2,232.46	5.00%	\$1,075.00	7.50%
2,179.30	2.50%	\$1,037.50	3.75%
2,126.15	0.00%	\$1,000.00	0.00%
2,019.84	-5.00%	\$1,000.00	0.00%
1,913.54	-10.00%	\$1,000.00	0.00%
1,807.23	-15.00%	\$1,000.00	0.00%
1,700.92	-20.00%	\$950.00	-5.00%
1,488.31	-30.00%	\$850.00	-15.00%
1,275.69	-40.00%	\$750.00	-25.00%
1,063.08	-50.00%	\$650.00	-35.00%
531.54	-75.00%	\$400.00	-60.00%
0.00	-100.00%	\$150.00	-85.00%

¹ The Initial Level (the closing level of the Reference Asset on October 31, 2016).

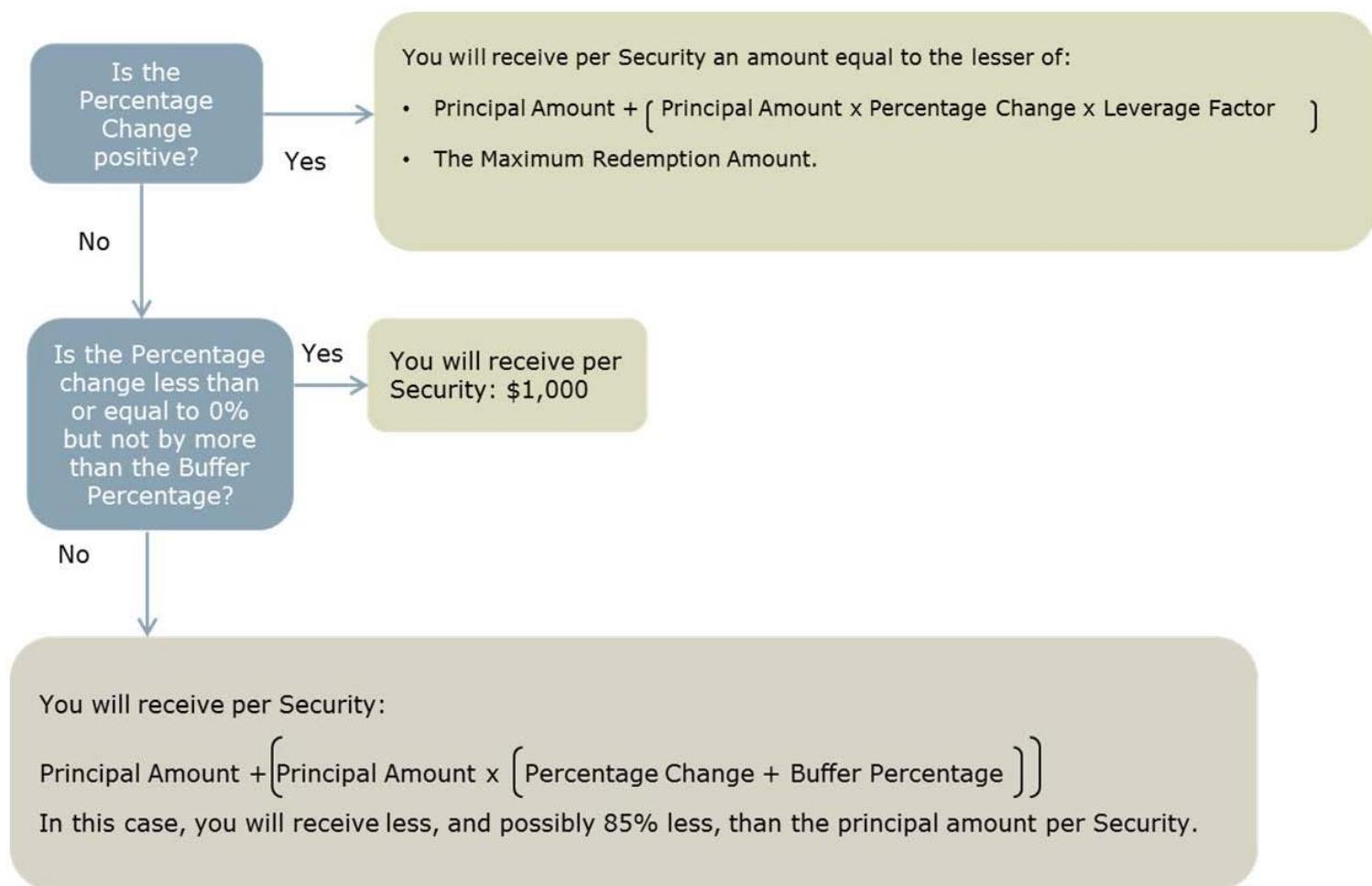
² The “return” as used in this pricing supplement is the number, expressed as a percentage, that results from comparing the difference between the Payment at Maturity per Security and the Principal Amount.

* These calculations are hypothetical and should not be taken as an indication of the future performance of the Reference Asset as measured from the Pricing Date. We cannot give you assurance that the performance of the Reference Asset will result in any positive return on your initial investment.



* The graph above represents a hypothetical payout profile for the Securities. The 45 degree dotted line represents the hypothetical Percentage Change of the Reference Asset and the solid line represents the hypothetical return on the Securities for a given Percentage Change in the Reference Asset.

On the Maturity Date, you will receive a cash payment per Security (the Payment at Maturity) calculated as follows:



TD SECURITIES (USA) LLC

WELLS FARGO SECURITIES, LLC

P-12

Information Regarding the Reference Asset

All disclosures contained in this pricing supplement regarding the Reference Asset, including, without limitation, its make up, method of calculation, and changes in its components, have been derived from publicly available sources. The information reflects the policies of, and is subject to change by, S&P Dow Jones Indices LLC ("S&P"). S&P, which owns the copyright and all other rights to the Reference Asset, has no obligation to continue to publish, and may discontinue publication of, the Reference Asset. The consequences of S&P discontinuing publication of the Reference Asset are discussed in the section of the product prospectus supplement entitled "General Terms of the Notes—Unavailability of the Level of the Reference Asset." Neither we nor TDS accepts any responsibility for the calculation, maintenance or publication of the Reference Asset or any successor index.

The Reference Asset is intended to provide an indication of the pattern of common stock price movement. The calculation of the level of the Reference Asset is based on the relative value of the aggregate market value of the common stocks of 500 companies as of a particular time compared to the aggregate average market value of the common stocks of 500 similar companies during the base period of the years 1941 through 1943.

S&P chooses companies for inclusion in the Reference Asset with the aim of achieving a distribution by broad industry groupings that approximates the distribution of these groupings in the common stock population of its Stock Guide Database of over 10,000 companies, which S&P uses as an assumed model for the composition of the total market. Relevant criteria employed by S&P include the viability of the particular company, the extent to which that company represents the industry group to which it is assigned, the extent to which the market price of that company's common stock generally is responsive to changes in the affairs of the respective industry, and the market value and trading activity of the common stock of that company.

S&P calculates the Reference Asset by reference to the prices of the constituent stocks of the Reference Asset without taking account of the value of dividends paid on those stocks. As a result, the return on the Notes will not reflect the return you would realize if you actually owned the Reference Asset constituent stocks and received the dividends paid on those stocks.

Computation of the Reference Asset

While S&P currently employs the following methodology to calculate the Reference Asset, no assurance can be given that S&P will not modify or change this methodology in a manner that may affect the Payment at Maturity.

Historically, the market value of any component stock of the Reference Asset was calculated as the product of the market price per share and the number of then outstanding shares of such component stock. In March 2005, S&P began shifting the Reference Asset halfway from a market capitalization weighted formula to a float-adjusted formula, before moving the Reference Asset to full float adjustment on September 16, 2005. S&P's criteria for selecting stocks for the Reference Asset did not change with the shift to float adjustment. However, the adjustment affects each company's weight in the Reference Asset.

Under float adjustment, the share counts used in calculating the Reference Asset reflect only those shares that are available to investors, not all of a company's outstanding shares. Float adjustment excludes shares that are closely held by control groups, other publicly traded companies or government agencies.

In September 2012, all shareholdings representing more than 5% of a stock's outstanding shares, other than holdings by "block owners," were removed from the float for purposes of calculating the Reference Asset. Generally, these "control holders" will include officers and directors, private equity, venture capital and special equity firms, other publicly traded companies that hold shares for control, strategic partners, holders of restricted shares, ESOPs, employee and family trusts, foundations associated with the company, holders of unlisted share classes of stock, government entities at all levels (other than government retirement/pension funds) and any individual person who controls a 5% or greater stake in a company as reported in regulatory filings. However, holdings by block owners, such as depository banks, pension funds, mutual funds and ETF providers, 401(k) plans of the company, government retirement/pension funds, investment funds of insurance companies, asset managers and investment funds, independent foundations and savings and investment plans, will ordinarily be considered part of the float.

Treasury stock, stock options, restricted shares, equity participation units, warrants, preferred stock, convertible stock, and rights are not part of the float. Shares held in a trust to allow investors in countries outside the country of domicile, such as depository shares and Canadian exchangeable shares are normally part of the float unless those shares form a control block. If a company has multiple classes of stock outstanding, shares in an unlisted or non-traded class are treated as a control block.

For each stock, an investable weight factor ("IWF") is calculated by dividing the available float shares by the total shares outstanding. As of September 21, 2012, available float shares are defined as the total shares outstanding less shares held by control holders. This calculation is subject to a 5% minimum threshold for control blocks. For example, if a company's officers and directors hold 3% of the company's shares, and no other control group holds 5% of the company's shares, S&P would assign that company an IWF of 1.00, as no control group meets the 5% threshold. However, if a company's officers and directors hold 3% of the company's shares and another control group holds 20% of the company's shares, S&P would assign an IWF of 0.77, reflecting the fact that 23% of the company's outstanding shares are considered to be held for control. For companies with multiple classes of stock, S&P calculates the weighted average IWF for each stock using the proportion of the total company market capitalization of each share class as weights.

The Reference Asset is calculated using a base-weighted aggregate methodology. The level of the Reference Asset reflects the total market value of all 500 component stocks relative to the base period of the years 1941 through 1943. An indexed number is used to

TD SECURITIES (USA) LLC

WELLS FARGO SECURITIES, LLC

P-13

represent the results of this calculation in order to make the level easier to use and track over time. The actual total market value of the component stocks during the base period of the years 1941 through 1943 has been set to an indexed level of 10. This is often indicated by the notation 1941-43 = 10. In practice, the daily calculation of the Reference Asset is computed by dividing the total market value of the component stocks by the "index divisor." By itself, the index divisor is an arbitrary number. However, in the context of the calculation of the Reference Asset, it serves as a link to the original base period level of the Reference Asset. The index divisor keeps the Reference Asset comparable over time and is the manipulation point for all adjustments to the Reference Asset, which is index maintenance.

Index Maintenance

Index maintenance includes monitoring and completing the adjustments for company additions and deletions, share changes, stock splits, stock dividends, and stock price adjustments due to company restructuring or spinoffs. Some corporate actions, such as stock splits and stock dividends, require changes in the common shares outstanding and the stock prices of the companies in the Reference Asset, and do not require index divisor adjustments.

To prevent the level of the Reference Asset from changing due to corporate actions, corporate actions which affect the total market value of the Reference Asset require an index divisor adjustment. By adjusting the index divisor for the change in market value, the level of the Reference Asset remains constant and does not reflect the corporate actions of individual companies in the Reference Asset. Index divisor adjustments are made after the close of trading and after the calculation of the Reference Asset closing level.

Changes in a company's shares outstanding of 5.00% or more due to mergers, acquisitions, public offerings, tender offers, Dutch auctions, or exchange offers are made as soon as reasonably possible. All other changes of 5.00% or more (due to, for example, company stock repurchases, private placements, redemptions, exercise of options, warrants, conversion of preferred stock, notes, debt, equity participation units, at the market offerings, or other recapitalizations) are made weekly and are announced on Fridays for implementation after the close of trading on the following Friday. Changes of less than 5.00% due to a company's acquisition of another company in the Reference Asset are made as soon as reasonably possible. All other changes of less than 5.00% are accumulated and made quarterly on the third Friday of March, June, September, and December, and are usually announced two to five days prior.

Changes in IWFs of more than five percentage points caused by corporate actions (such as merger and acquisition activity, restructurings, or spinoffs) will be made as soon as reasonably possible. Other changes in IWFs will be made annually when IWFs are reviewed.

TD SECURITIES (USA) LLC

WELLS FARGO SECURITIES, LLC

P-14

License Agreement

S&P[®] is a registered trademark of Standard & Poor's Financial Services LLC and Dow Jones[®] is a registered trademark of Dow Jones Trademark Holdings LLC ("Dow Jones"). These trademarks have been licensed for use by S&P. "Standard & Poor's[®]," "S&P 500[®]" and "S&P[®]" are trademarks of Standard & Poor's Financial Services LLC. These trademarks have been sublicensed for certain purposes by us. The Reference Asset is a product of S&P and/or its affiliates and has been licensed for use by us.

The Notes are not sponsored, endorsed, sold or promoted by S&P Dow Jones Indices LLC, Standard & Poor's Financial Services LLC or any of their respective affiliates (collectively, "S&P Dow Jones Indices"). S&P Dow Jones Indices make no representation or warranty, express or implied, to the holders of the Notes or any member of the public regarding the advisability of investing in securities generally or in the Notes particularly or the ability of the Reference Asset to track general market performance. S&P Dow Jones Indices' only relationship to us with respect to the Reference Asset is the licensing of the Reference Asset and certain trademarks, service marks and/or trade names of S&P Dow Jones Indices and/or its third party licensors. The Reference Asset is determined, composed and calculated by S&P Dow Jones Indices without regard to us or the Notes. S&P Dow Jones Indices have no obligation to take our needs or the needs of holders of the Notes into consideration in determining, composing or calculating the Reference Asset. S&P Dow Jones Indices are not responsible for and have not participated in the determination of the prices, and amount of the Notes or the timing of the issuance or sale of the Notes or in the determination or calculation of the equation by which the Notes are to be converted into cash. S&P Dow Jones Indices have no obligation or liability in connection with the administration, marketing or trading of the Notes. There is no assurance that investment products based on the Reference Asset will accurately track index performance or provide positive investment returns. S&P Dow Jones Indices LLC and its subsidiaries are not investment advisors. Inclusion of a security or futures contract within an index is not a recommendation by S&P Dow Jones Indices to buy, sell, or hold such security or futures contract, nor is it considered to be investment advice. Notwithstanding the foregoing, CME Group Inc. and its affiliates may independently issue and/or sponsor financial products unrelated to the Notes currently being issued by us, but which may be similar to and competitive with the Notes. In addition, CME Group Inc. and its affiliates may trade financial products which are linked to the performance of the Reference Asset. It is possible that this trading activity will affect the value of the Notes.

S&P DOW JONES INDICES DO NOT GUARANTEE THE ADEQUACY, ACCURACY, TIMELINESS AND/OR THE COMPLETENESS OF THE REFERENCE ASSET OR ANY DATA RELATED THERETO OR ANY COMMUNICATION, INCLUDING BUT NOT LIMITED TO, ORAL OR WRITTEN COMMUNICATION (INCLUDING ELECTRONIC COMMUNICATIONS) WITH RESPECT THERETO. S&P DOW JONES INDICES SHALL NOT BE SUBJECT TO ANY DAMAGES OR LIABILITY FOR ANY ERRORS, OMISSIONS, OR DELAYS THEREIN. S&P DOW JONES INDICES MAKE NO EXPRESS OR IMPLIED WARRANTIES, AND EXPRESSLY DISCLAIMS ALL WARRANTIES, OF MERCHANTABILITY OR FITNESS FOR A PARTICULAR PURPOSE OR USE OR AS TO RESULTS TO BE OBTAINED BY US, HOLDERS OF THE NOTES, OR ANY OTHER PERSON OR ENTITY FROM THE USE OF THE REFERENCE ASSET OR WITH RESPECT TO ANY DATA RELATED THERETO. WITHOUT LIMITING ANY OF THE FOREGOING, IN NO EVENT WHATSOEVER SHALL S&P DOW JONES INDICES BE LIABLE FOR ANY INDIRECT, SPECIAL, INCIDENTAL, PUNITIVE, OR CONSEQUENTIAL DAMAGES INCLUDING BUT NOT LIMITED TO, LOSS OF PROFITS,

TRADING LOSSES, LOST TIME OR GOODWILL, EVEN IF THEY HAVE BEEN ADVISED OF THE POSSIBILITY OF SUCH DAMAGES, WHETHER IN CONTRACT, TORT, STRICT LIABILITY, OR OTHERWISE. THERE ARE NO THIRD PARTY BENEFICIARIES OF ANY AGREEMENTS OR ARRANGEMENTS BETWEEN S&P DOW JONES INDICES AND US, OTHER THAN THE LICENSORS OF S&P DOW JONES INDICES.

TD SECURITIES (USA) LLC

WELLS FARGO SECURITIES, LLC

P-15

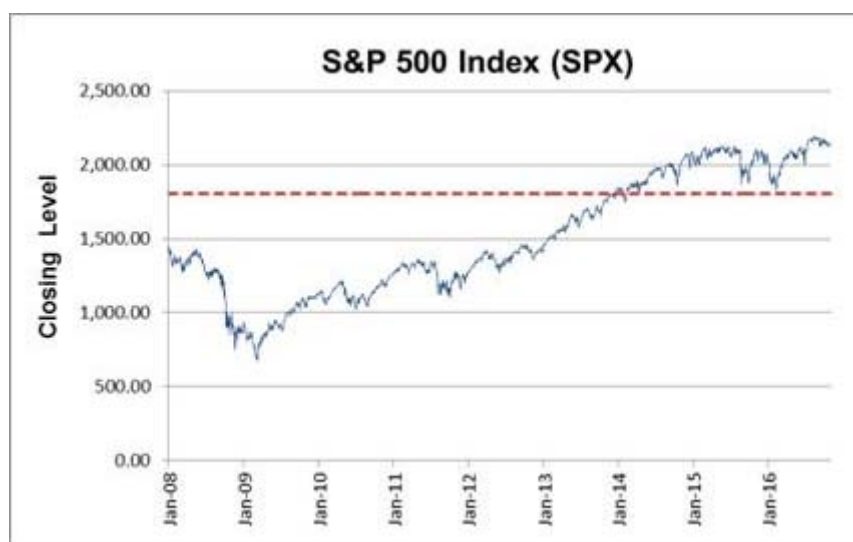
Historical Information

We obtained the information regarding the historical performance of the Reference Asset in the table below from Bloomberg Financial Markets and have not conducted any independent review or due diligence. The table below sets forth the quarterly high, low, and period-end Closing Levels of the Reference Asset for each quarter in the period from July 1, 2008 through October 31, 2016. On October 31, 2016, the Closing Level of the Reference Asset was 2,126.15. The historical performance of the Reference Asset should not be taken as an indication of its future performance, and no assurance can be given as to the market price of the Reference Asset on any Valuation Date (including the Final Valuation Date).

Quarter Ending	Quarter High	Quarter Low	Quarter Close
September 30, 2008	1,305.32	1,106.39	1,166.36
December 31, 2008	1,161.06	752.44	903.25
March 31, 2009	934.70	676.53	797.87
June 30, 2009	946.21	811.08	919.32
September 30, 2009	1,071.66	879.13	1,057.08
December 31, 2009	1,127.78	1,025.21	1,115.10
March 31, 2010	1,174.17	1,056.74	1,169.43
June 30, 2010	1,217.28	1,030.71	1,030.71
September 30, 2010	1,148.67	1,022.58	1,141.20
December 31, 2010	1,259.78	1,137.03	1,257.64
March 31, 2011	1,343.01	1,256.88	1,325.83
June 30, 2011	1,363.61	1,265.42	1,320.64
September 30, 2011	1,353.22	1,119.46	1,131.42
December 30, 2011	1,285.09	1,099.23	1,257.60
March 30, 2012	1,416.51	1,277.06	1,408.47
June 29, 2012	1,419.04	1,278.04	1,362.16
September 28, 2012	1,465.77	1,334.76	1,440.67

Quarter Ending	Quarter High	Quarter Low	Quarter Close
December 31, 2012	1,461.40	1,353.33	1,426.19
March 28, 2013	1,569.19	1,457.15	1,569.19
June 28, 2013	1,669.16	1,541.61	1,606.28
September 30, 2013	1,725.52	1,614.08	1,681.55
December 31, 2013	1,848.36	1,655.45	1,848.36
March 31, 2014	1,878.04	1,741.89	1,872.34
June 30, 2014	1,962.87	1,815.69	1,960.23
September 30, 2014	2,011.36	1,909.57	1,972.29
December 31, 2014	2,090.57	1,862.49	2,058.90
March 31, 2015	2,117.39	1,992.67	2,067.89
June 30, 2015	2,130.82	2,057.64	2,063.11
September 30, 2015	2,128.28	1,867.61	1,920.03
December 31, 2015	2,109.79	1,923.82	2,043.94
March 31, 2016	2,063.95	1,829.08	2,059.74
June 30, 2016	2,119.12	2,000.54	2,098.86
September 30, 2016	2,190.15	2,088.55	2,168.27
October 31, 2016	2,163.66	2,126.15	2,126.15

The graph below sets forth the information relating to the historical performance of the Reference Asset. The dotted line represents the Buffer Level of 1,807.2275, which is equal to 85% of the closing level of the Reference Asset on October 31, 2016.



PAST PERFORMANCE IS NOT INDICATIVE OF FUTURE RESULTS.

TD SECURITIES (USA) LLC

WELLS FARGO SECURITIES, LLC

P-16

Supplemental Discussion of U.S. Federal Income Tax Consequences

General. The following is a general description of certain U.S. federal tax considerations relating to the Notes. Prospective purchasers of the Notes should consult their tax advisors as to the consequences under the tax laws of the country of which they are a resident for tax purposes and the tax laws of the U.S. of acquiring, holding and disposing of the Notes and receiving payments under the Notes. This summary is based upon the law as in effect on the date of this pricing supplement and is subject to any change in law that may take effect after such date. This discussion replaces the U.S. federal income tax discussions in the accompanying product prospectus supplement and accompanying prospectus.

This discussion applies to you only if you are the original investor in the Notes and you hold your Notes as capital assets for U.S. federal income tax purposes. This section does not apply to you if you are a member of a class of holders subject to special rules, such as:

- a dealer in securities or currencies,
- a trader in securities that elects to use a mark-to-market method of accounting for your securities holdings,
- a financial institution or a bank,
- a regulated investment company or a real estate investment trust or a common trust fund,
- a life insurance company,
- a tax-exempt organization or an investor holding the Notes in a tax-advantaged account (such as an “Individual Retirement Account” or “Roth IRA”),
- a person that owns Notes as part of a straddle or a hedging or conversion transaction, or who has entered into a “constructive sale” with respect to a note for tax purposes, or
- a U.S. holder (as defined below) whose functional currency for tax purposes is not the U.S. dollar.

This discussion is based on the Internal Revenue Code of 1986, as amended (the “Code”), its legislative history, existing and proposed regulations under the Code, published rulings and court decisions, all as currently in effect on the date of this pricing supplement. These laws are subject to change, possibly on a retroactive basis.

This discussion, other than the section entitled “Non-U.S. Holders” below, is applicable to you only if you are a U.S. holder. You are a U.S. holder if you are a beneficial owner of a note and you are: (i) a citizen or resident of the U.S., (ii) a domestic corporation, (iii) an estate whose income is subject to U.S. federal income tax regardless of its source, or (iv) a trust if a U.S. court can exercise primary supervision over the trust’s administration and one or more U.S. persons are authorized to control all substantial decisions of the trust.

If a partnership holds the Notes, the U.S. federal income tax treatment of a partner will generally depend on the status of the partner and the tax treatment of the partnership. A partner in a partnership holding the Notes should consult its tax advisor with regard to the U.S. federal income

tax treatment of an investment in the Notes.

U.S. Tax Treatment. No statutory, judicial or administrative authority directly discusses how the Notes should be treated for U.S. federal income tax purposes. As a result, the U.S. federal income tax consequences of your investment in the Notes are uncertain. Accordingly, we urge you to consult your tax advisor as to the tax consequences of your investment in the Notes (and of having agreed to the required tax treatment of your Notes described below) and as to the application of state, local or other tax laws to your investment in your Notes and the possible effects of changes in federal or other tax laws.

Pursuant to the terms of the Notes, TD and you agree, in the absence of a statutory, regulatory, administrative or judicial ruling to the contrary, to characterize your Notes as pre-paid derivative contracts with respect to the Reference Asset. If your Notes are so treated, you should generally recognize gain or loss upon the sale, exchange, redemption or maturity of your Notes in an amount equal to the difference between the amount you receive at such time and the amount you paid for your Notes. Such gain or loss should generally be long-term capital gain or loss if you have held your Notes for more than one year (otherwise such gain or loss should be short-term capital gain or loss). The deductibility of capital losses is subject to limitations.

In the opinion of our counsel, Cadwalader, Wickersham & Taft LLP, it would be reasonable to treat your Notes in the manner described above. However, because there is no authority that specifically addresses the tax treatment of the Notes, it is possible that your Notes could alternatively be treated for tax purposes as a single contingent payment debt instrument, or pursuant to some other characterization, such that the timing and character of your income from the Notes could differ materially from the treatment described above.

Possible Change in Law. The Internal Revenue Service ("IRS") released a notice that may affect the taxation of holders of the Notes. According to Notice 2008-2, the IRS and the Treasury Department are actively considering whether a holder of an instrument such as the Notes should be required to accrue ordinary income on a current basis, and they are seeking taxpayer comments on the subject. It is not possible to determine what guidance they will ultimately issue, if any. It is possible, however, that under such guidance, holders of the Notes will ultimately be required to accrue income currently and this could be applied on a retroactive basis. The IRS and the Treasury Department are also considering other relevant issues, including whether additional gain or loss from such instruments should be treated as ordinary or capital, whether foreign holders of such instruments should be subject to withholding tax on any deemed income accruals, and whether the special "constructive ownership rules" of Section 1260 of the Code should be applied to such instruments.

TD SECURITIES (USA) LLC

WELLS FARGO SECURITIES, LLC

P-17

In 2007, legislation was introduced in Congress that, if it had been enacted, would have required holders of Notes purchased after the bill was enacted to accrue interest income over the term of the Notes despite the fact that there will be no interest payments over the term of the Notes. It is not possible to predict whether a similar or identical bill will be enacted in the future, or whether any such bill would affect the tax treatment of your Notes.

Additionally, in 2013 the House Ways and Means Committee released in draft form certain proposed legislation relating to financial instruments. If enacted, the effect of this legislation generally would be to require instruments such as the Notes to be marked to market on an annual basis with all gains and losses to be treated as ordinary, subject to certain exceptions.

It is impossible to predict what any such legislation or administrative or regulatory guidance might provide, and whether the effective date of any such legislation or guidance will affect Notes that were issued before the date that such legislation or guidance is issued. You are urged to consult your tax advisor as to the possibility that any legislative or administrative action may adversely affect the tax treatment of your Notes.

Medicare Tax on Net Investment Income. U.S. holders that are individuals or estates and certain trusts are subject to an additional 3.8% tax on all or a portion of their "net investment income," or "undistributed net investment income" in the case of an estate or trust, which may include any income or gain with respect to the Notes, to the extent of their net investment income or undistributed net investment income (as the case may be) that, when added to their other modified adjusted gross income, exceeds \$200,000 for an unmarried individual, \$250,000 for a married taxpayer filing a joint return (or a surviving spouse), \$125,000 for a married individual filing a separate return, or the dollar amount at which the highest tax bracket begins for an estate or trust (which, in 2016, is \$12,400). The 3.8% Medicare tax is determined in a different manner than the regular income tax. U.S. holders should consult their advisors with respect to the 3.8% Medicare tax.

Specified Foreign Financial Assets. U.S. holders may be subject to reporting obligations with respect to their Notes if they do not hold their Notes in an account maintained by a financial institution and the aggregate value of their Notes and certain other "specified foreign financial assets" (applying certain attribution rules) exceeds \$50,000. Significant penalties can apply if a U.S. holder is required to disclose its Notes and fails to do so.

Treasury Regulations Requiring Disclosure of Reportable Transactions. Treasury regulations require U.S. taxpayers to report certain

transactions ("Reportable Transactions") on IRS Form 8886. An investment in the Notes or a sale of the Notes should generally not be treated as a Reportable Transaction under current law, but it is possible that future legislation, regulations or administrative rulings could cause your investment in the Notes or a sale of the Notes to be treated as a Reportable Transaction. You should consult with your tax advisor regarding any tax filing and reporting obligations that may apply in connection with acquiring, owning and disposing of Notes.

Backup Withholding and Information Reporting. The proceeds received from a sale, exchange, redemption or maturity of the Notes will be subject to information reporting unless you are an "exempt recipient" and may also be subject to backup withholding at the rate specified in the Code if you fail to provide certain identifying information (such as an accurate taxpayer number, if you are a U.S. holder) or meet certain other conditions.

Amounts withheld under the backup withholding rules are not additional taxes and may be refunded or credited against your U.S. federal income tax liability, provided the required information is furnished to the IRS.

Non-U.S. Holders. This section applies only if you are a non-U.S. holder. For these purposes, you are a non-U.S. holder if you are the beneficial owner of the Notes and are, for U.S. federal income tax purposes, a non-resident alien individual, a foreign corporation, or an estate or trust that, in either case, is not subject to U.S. federal income tax on a net income basis on income or gain from the Notes.

If you are a non-U.S. holder, you should generally not be subject to U.S. withholding tax with respect to payments on your Notes or to generally applicable information reporting and backup withholding requirements with respect to payments on your Notes if you comply with certain certification and identification requirements as to your foreign status including providing us (and/or the applicable withholding agent) a properly executed and fully completed applicable IRS Form W-8. Gain from the sale, exchange, redemption or maturity of the Notes generally will not be subject to U.S. tax unless such gain is effectively connected with a trade or business conducted by you in the U.S. or unless you are a non-resident alien individual and are present in the U.S. for 183 days or more during the taxable year of such sale, exchange, redemption or maturity and certain other conditions are satisfied.

As discussed above, alternative characterizations of the Notes for U.S. federal income tax purposes are possible. Should an alternative characterization of the Notes cause payments with respect to the Notes to become subject to withholding tax, we will withhold tax at the applicable statutory rate and we will not make payments of any additional amounts.

Both U.S. and non-U.S. holders should consult their tax advisors regarding the U.S. federal income tax consequences of an investment in the Notes, as well as any tax consequences arising under the laws of any state, local or non-U.S. taxing jurisdiction (including that of TD).

TD SECURITIES (USA) LLC

WELLS FARGO SECURITIES, LLC

P-18

Supplemental Plan of Distribution (Conflicts of Interest)

We have appointed TDS, an affiliate of TD, and Wells Fargo Securities, as the agents for the sale of the Securities. Pursuant to the terms of a distribution agreement, the Agents will purchase the Securities from TD at the public offering price less the underwriting discount set forth on the cover page of this pricing supplement for distribution to other registered broker-dealers, including WFA, or will offer the Securities directly to investors. The Agents may resell the Securities to other registered broker-dealers at the public offering price less a concession not in excess of \$25.00 (2.50%) per Security. In addition to the concession allowed to WFA, Wells Fargo Securities will pay \$1.20 (0.12%) per Security of the agent's discount to WFA as a distribution expense fee for each Security sold by WFA. The Agents or other registered broker-dealers will offer the Securities at the public offering price set forth on the cover page of this pricing supplement. Certain dealers who purchase the Securities for sale to certain fee-based advisory accounts may forego some or all of their selling concessions, fees or commissions. The price for investors purchasing the Securities in these accounts may be as low as \$956.70 (95.67%) per Security. TD will reimburse TDS for certain expenses in connection with its role in the offer and sale of the Securities, and TD will pay TDS a fee in connection with its role in the offer and sale of the Securities.

We expect that delivery of the Securities will be made against payment for the Securities on or about November 3, 2016, which is the third (3rd) Business Day following the Pricing Date (this settlement cycle being referred to as "T+3"). See "Plan of Distribution" in the prospectus.

Conflicts of Interest. TDS is an affiliate of TD and, as such, has a "conflict of interest" in this offering within the meaning of Financial Industry Regulatory Authority, Inc. ("FINRA") Rule 5121. In addition, TD will receive the net proceeds from the initial public offering of the Notes, thus creating an additional conflict of interest within the meaning of FINRA Rule 5121. Consequently, the offering is being conducted in compliance with the provisions of FINRA Rule 5121. TDS is not permitted to sell Notes in this offering to an account over which it exercises discretionary authority without the prior specific written approval of the account holder.

We may use this pricing supplement in the initial sale of the Securities. In addition, TDS or another of our affiliates may use this pricing

supplement in a market-making transaction in the Securities after their initial sale. ***If a purchaser buys the Securities from us or TDS or another of our affiliates, this pricing supplement is being used in a market-making transaction unless we or TDS or another of our affiliates informs such purchaser otherwise in the confirmation of sale.***

Additional Information Regarding Our Estimated Value of the Securities

The final terms for the Securities are determined on the Pricing Date based on prevailing market conditions and are set forth in this pricing supplement.

Our internal pricing models and pricing models of an affiliate of WFS with whom we enter into hedging transactions, take into account a number of variables and are based on a number of subjective assumptions, which may or may not materialize, typically including volatility, interest rates, and, with respect to our pricing models, our internal funding rates. Our internal funding rates (which are our internally published borrowing rates based on variables such as market benchmarks, our appetite for borrowing, and our existing obligations coming to maturity) may differ from the levels at which our benchmark debt securities trade in the secondary market. Our estimated value on the Pricing Date is based on our internal funding rates. As a result of this difference, the estimated value may be higher than it would have been if it were calculated by reference to the levels at which our benchmark debt securities trade in the secondary market, since it is not based on those levels.

Our estimated value of the Securities on the Pricing Date is less than the public offering price of the Securities. The difference between the public offering price of the Securities and our estimated value of the Securities results from several factors, including any sales commissions expected to be paid to TDS or another affiliate of ours, any selling concessions, discounts, commissions or fees expected to be allowed or paid to non-affiliated intermediaries, the estimated profit that we or any of our affiliates expect to earn in connection with structuring and hedging the Securities, the estimated cost which we may incur in hedging our obligations under the Securities, and estimated development and other costs which we may incur in connection with the Securities.

Our estimated value on the Pricing Date is not a prediction of the price at which the Securities may trade in the secondary market, nor will it be the price at which the Agents may buy or sell the Securities in the secondary market. Subject to normal market and funding conditions, the Agents or another affiliate of ours intends to offer to purchase the Securities in the secondary market but it is not obligated to do so.

Assuming that all relevant factors remain constant after the Pricing Date, the price at which the Agents may initially buy or sell the Securities in the secondary market, if any, may exceed our estimated value on the Pricing Date for a temporary period expected to be approximately six months after the Issue Date because, in our discretion, we may elect to effectively reimburse to investors a portion of the estimated cost of hedging our obligations under the Securities and other costs in connection with the Securities which we will no longer expect to incur over the term of the Securities. We made such discretionary election and determined this temporary reimbursement period on the basis of a number of factors, including the tenor of the Securities and any agreement we may have with the distributors of the Securities. The amount of our estimated costs which we effectively reimburse to investors in this way may not be allocated ratably throughout the reimbursement period, and we may discontinue such reimbursement at any time or revise the duration of the reimbursement period after the initial issue date of the Securities based on changes in market conditions and other factors that cannot be predicted.

We urge you to read the “Additional Risk Factors” beginning on page P-6 of this pricing supplement.

TD SECURITIES (USA) LLC

WELLS FARGO SECURITIES, LLC

P-19

Validity of the Notes

In the opinion of Cadwalader, Wickersham & Taft LLP, as special products counsel to TD, when the Securities offered by this pricing supplement have been executed and issued by TD and authenticated by the trustee pursuant to the indenture and delivered, paid for and sold as contemplated herein, the Securities will be valid and binding obligations of TD, enforceable against TD in accordance with their terms, subject to applicable bankruptcy, insolvency, fraudulent conveyance, reorganization, moratorium, receivership or other laws relating to or affecting creditors' rights generally, and to general principles of equity (regardless of whether enforcement is sought in a proceeding at law or in equity). This opinion is given as of the date hereof and is limited to the laws of the State of New York. Insofar as this opinion involves matters governed by Canadian law, Cadwalader, Wickersham & Taft LLP has assumed, without independent inquiry or investigation, the validity of the matters opined on by McCarthy Tétrault LLP, Canadian legal counsel for TD, in its opinion expressed below. In addition, this opinion is subject to customary assumptions about the trustee's authorization, execution and delivery of the indenture and, with respect to the Securities, authentication of the Securities and the genuineness of signatures and certain factual matters, all as stated in the opinion of Cadwalader, Wickersham & Taft LLP dated May 31, 2016 which has been filed as Exhibit 5.3 to the registration statement on form F-3 filed by the Bank on May 31, 2016.

In the opinion of McCarthy Tétrault LLP, the issue and sale of the Securities has been duly authorized by all necessary corporate action on the

part of TD, and when this pricing supplement has been attached to, and duly notated on, the master note that represents the Securities, the Securities will have been validly executed and issued and, to the extent validity of the Securities is a matter governed by the laws of the Province of Ontario, or the laws of Canada applicable therein, will be valid obligations of TD, subject to the following limitations: (i) the enforceability of the indenture is subject to bankruptcy, insolvency, reorganization, arrangement, winding up, moratorium and other similar laws of general application limiting the enforcement of creditors' rights generally; (ii) the enforceability of the indenture is subject to general equitable principles, including the fact that the availability of equitable remedies, such as injunctive relief and specific performance, is in the discretion of a court; (iii) courts in Canada are precluded from giving a judgment in any currency other than the lawful money of Canada; and (iv) the enforceability of the indenture will be subject to the limitations contained in the Limitations Act, 2002 (Ontario), and such counsel expresses no opinion as to whether a court may find any provision of the indenture to be unenforceable as an attempt to vary or exclude a limitation period under that Act. This opinion is given as of the date hereof and is limited to the laws of the Provinces of Ontario and the federal laws of Canada applicable thereto. In addition, this opinion is subject to: (i) the assumption that the senior indenture has been duly authorized, executed and delivered by, and constitutes a valid and legally binding obligation of, the trustee, enforceable against the trustee in accordance with its terms; and (ii) customary assumptions about the genuineness of signatures and certain factual matters all as stated in the letter of such counsel dated May 31, 2016, which has been filed as Exhibit 5.2 to the registration statement on form F-3 filed by TD on May 31, 2016.

TD SECURITIES (USA) LLC

WELLS FARGO SECURITIES, LLC

P-20
