

Filed Pursuant to Rule 424(b)(2)  
Registration Statement No. 333-198735



## The Goldman Sachs Group, Inc.

\$709,000

Dow Jones Industrial Average™-Linked Notes due 2023

**The notes do not bear interest.** The amount that you will be paid on your notes on the stated maturity date (September 28, 2023) is based on the performance of the Dow Jones Industrial Average™ as measured from the trade date (September 24, 2015) to and including the determination date (September 25, 2023). If the final index level on the determination date is greater than the initial index level of 16,201.32, the return on your notes will be positive, subject to the maximum settlement amount of \$1,920.00 for each \$1,000 face amount of your notes. **If the final index level is equal to or less than the initial index level, you will receive the face amount of your notes.**

To determine your payment at maturity, we will calculate the index return, which is the percentage increase or decrease in the final index level from the initial index level. On the stated maturity date, for each \$1,000 face amount of your notes you will receive an amount in cash equal to:

- if the index return is *positive* (the final index level is *greater than* the initial index level), the *sum* of (i) \$1,000 *plus* (ii) the *product* of (a) \$1,000 *times* (b) the index return, subject to the maximum settlement amount; or
- if the index return is *zero* or *negative* (the final index level is *equal to* or *less than* the initial index level), \$1,000.

**You should read the additional disclosure herein so that you may better understand the terms and risks of your investment, including, among other things, our credit risk. See page PS-11. *The estimated value of your notes at the time the terms of your notes are set on the trade date is equal to approximately \$930 per \$1,000 face amount. For a discussion of the estimated value and the price at which Goldman, Sachs & Co. would initially buy or sell your notes, if it makes a market in the notes, see the following page.***

**Original issue date:** September 29, 2015  
**Underwriting discount:** 4.40% of the face amount

**Original issue price:** 100.00% of the face amount  
**Net proceeds to the issuer:** 95.60% of the face amount

**Neither the Securities and Exchange Commission nor any other regulatory body has approved or disapproved of these securities or passed upon the accuracy or adequacy of this prospectus. Any representation to the contrary is a criminal offense. The notes are not bank deposits and are not insured by the Federal Deposit Insurance Corporation or any other governmental agency, nor are they obligations of, or guaranteed by, a bank.**

**Goldman, Sachs & Co.**

Pricing Supplement No. 4055 dated September 24, 2015.

[Table of Contents](#)

The issue price, underwriting discount and net proceeds listed above relate to the notes we sell initially. We may decide to sell additional notes after the date of this pricing supplement, at issue prices and with underwriting discounts and net proceeds that differ from the amounts set forth above. The return (whether positive or negative) on your investment in notes will depend in part on the issue price you pay for such notes.

Goldman Sachs may use this prospectus in the initial sale of the notes. In addition, Goldman, Sachs & Co. or any other affiliate of Goldman Sachs may use this prospectus in a market-making transaction in a note after its initial sale. ***Unless Goldman Sachs or its agent informs the purchaser otherwise in the confirmation of sale, this prospectus is being used in a market-making***

### Estimated Value of Your Notes

*The estimated value of your notes at the time the terms of your notes are set on the trade date (as determined by reference to pricing models used by Goldman, Sachs & Co. (GS&Co.) and taking into account our credit spreads) is equal to approximately \$930 per \$1,000 face amount, which is less than the original issue price. The value of your notes at any time will reflect many factors and cannot be predicted; however, the price (not including GS&Co.'s customary bid and ask spreads) at which GS&Co. would initially buy or sell notes (if it makes a market, which it is not obligated to do) and the value that GS&Co. will initially use for account statements and otherwise is equal to approximately \$960 per \$1,000 face amount, which exceeds the estimated value of your notes as determined by reference to these models. The amount of the excess will decline on a straight line basis over the period from the trade date through September 24, 2016.*

### About Your Prospectus

The notes are part of the Medium-Term Notes, Series D program of The Goldman Sachs Group, Inc. This prospectus includes this pricing supplement and the accompanying documents listed below. This pricing supplement constitutes a supplement to the documents listed below and should be read in conjunction with such documents:

- [Product supplement no. 3141 dated September 15, 2014](#)
- [General terms supplement dated September 26, 2014](#)
- [Prospectus supplement dated September 15, 2014](#)
- [Prospectus dated September 15, 2014](#)

The information in this pricing supplement supersedes any conflicting information in the documents listed above. In addition, some of the terms or features described in the listed documents may not apply to your notes.

---

[Table of Contents](#)

# Dow Jones Industrial Average™-Linked Notes due 2023

## INVESTMENT THESIS

- For investors willing to forgo interest payments for the potential to earn any positive return of the underlier, up to a maximum payment of 192.00% of the face amount

## DETERMINING THE CASH SETTLEMENT AMOUNT

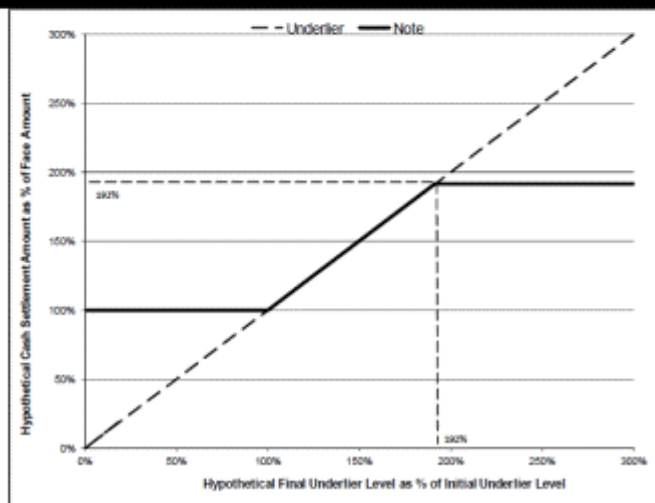
At maturity, for each \$1,000 face amount, the investor will receive (in each case as a percentage of the face amount):

- If the final underlier level is above 100.00% of its initial level, 100.00% *plus* the underlier return, subject to a maximum of 192.00%
- If the final underlier level is at or below its initial level, 100.00%

## KEY TERMS

Issuer:	The Goldman Sachs Group, Inc.
Underlier:	The Dow Jones Industrial Average™ (Bloomberg symbol, "INDU Index")
Face Amount:	\$709,000 in the aggregate; each note will have a face amount equal to \$1,000
Trade Date:	September 24, 2015
Settlement Date:	September 29, 2015
Determination Date:	September 25, 2023
Stated Maturity Date:	September 28, 2023
Initial Underlier Level:	16,201.32
Final Underlier Level:	The closing level of the underlier on the determination date
Underlier Return:	The quotient of (i) the final underlier level <i>minus</i> the initial underlier level <i>divided by</i> (ii) the initial underlier level, expressed as a positive or negative percentage.
Upside Participation Rate:	100.00%
Maximum Settlement Amount:	\$1,920.00
Cap Level:	192.00% of the initial underlier level
CUSIP/ISIN:	38148TDB2 / US38148TDB26

## HYPOTHETICAL PAYMENT AT MATURITY



Hypothetical Final Underlier Level (as % of Initial Underlier Level)	Hypothetical Cash Settlement Amount (as % of Face Amount)
200.000%	192.000%
192.000%	192.000%
160.000%	160.000%
140.000%	140.000%
120.000%	120.000%
110.000%	110.000%
100.000%	100.000%
75.000%	100.000%
50.000%	100.000%
25.000%	100.000%
0.000%	100.000%

## RISKS

Please read the section entitled "Additional Risk Factors Specific to Your Notes" of this pricing supplement as well as the risks and considerations described in the accompanying prospectus dated September 15, 2014, in the accompanying prospectus supplement dated September 15, 2014, under "Additional Risk Factors Specific to the Underlier-Linked Notes" in the accompanying product supplement no. 3141 dated September 15, 2014, and under "Additional Risk Factors Specific to the Notes" in the accompanying general terms supplement dated September 26, 2014.

*We refer to the notes we are offering by this pricing supplement as the “offered notes” or the “notes”. Each of the offered notes, including your notes, has the terms described below. Please note that in this pricing supplement, references to “The Goldman Sachs Group, Inc.”, “we”, “our” and “us” mean only The Goldman Sachs Group, Inc. and do not include its consolidated subsidiaries. Also, references to the “accompanying prospectus” mean the accompanying prospectus, dated September 15, 2014, as supplemented by the accompanying prospectus supplement, dated September 15, 2014, of The Goldman Sachs Group, Inc. relating to the Medium-Term Notes, Series D program of The Goldman Sachs Group, Inc., references to the “accompanying general terms supplement” mean the accompanying general terms supplement, dated September 26, 2014, of The Goldman Sachs Group, Inc. and references to the “accompanying product supplement no. 3141” mean the accompanying product supplement no. 3141, dated September 15, 2014, of The Goldman Sachs Group, Inc.*

*This section is meant as a summary and should be read in conjunction with the section entitled “General Terms of the Underlier-Linked Notes” on page S-27 of the accompanying product supplement no. 3141 and “Supplemental Terms of the Notes” on page S-13 of the accompanying general terms supplement. Please note that certain features, as noted below, described in the accompanying product supplement no. 3141 and general terms supplement are not applicable to the notes. This pricing supplement supersedes any conflicting provisions of the accompanying product supplement no. 3141 or the accompanying general terms supplement.*

## Key Terms

**Issuer:** The Goldman Sachs Group, Inc.

**Underlier:** the Dow Jones Industrial Average™ (Bloomberg symbol, “INDU Index”)

**Specified currency:** U.S. dollars (“\$”)

**Terms to be specified in accordance with the accompanying product supplement no. 3141:**

- type of notes: notes linked to a single underlier
- exchange rates: not applicable
- averaging dates: not applicable
- redemption right or price dependent redemption right: not applicable
- cap level: yes, as described below
- downside participation percentage: not applicable
- interest: not applicable

**Face amount:** each note will have a face amount of \$1,000; \$709,000 in the aggregate for all the offered notes; the aggregate face amount of the offered notes may be increased if the issuer, at its sole option, decides to sell an additional amount of the offered notes on a date subsequent to the date of this pricing supplement

**Purchase at amount other than face amount:** the amount we will pay you at the stated maturity date for your notes will not be adjusted based on the issue price you pay for your notes, so if you acquire notes at a premium (or discount) to face amount and hold them to the stated maturity date, it could affect your investment in a number of ways. The return on your investment in such notes will be lower (or higher) than it would have been had you purchased the notes at face amount. Also, the cap level would be triggered at a lower (or higher) percentage return than indicated below, relative to your initial investment. See “Additional Risk Factors Specific to Your Notes — If You Purchase Your Notes at a Premium to Face Amount, the Return on Your Investment Will Be Lower Than the Return on Notes Purchased at Face Amount and the Impact of Certain Key Terms of the Notes Will be Negatively Affected” on page PS-13 of this pricing supplement.

**Supplemental discussion of U.S. federal income tax consequences:** The notes will be treated as debt instruments subject to the special rules governing contingent payment debt instruments for U.S. federal income tax purposes. Under this treatment, it is the opinion of Sidley Austin LLP that if you are a U.S. individual or taxable entity, you generally should be required to pay taxes on ordinary income from

## [Table of Contents](#)

the notes over their term based on the comparable yield for the notes. In addition, any gain you may recognize on the sale, exchange or maturity of the notes will be taxed as ordinary interest income.

**Cash settlement amount (on the stated maturity date):** for each \$1,000 face amount of your notes, we will pay you on the stated maturity date an amount in cash equal to:

- if the final underlier level is *greater than* or *equal to* the cap level, the maximum settlement amount;
- if the final underlier level is *greater than* the initial underlier level but *less than* the cap level, the *sum* of (1) \$1,000 *plus* (2) the *product* of (i) \$1,000 *times* (ii) the upside participation rate *times* (iii) the underlier return; or
- if the final underlier level is *equal to* or *less than* the initial underlier level, \$1,000.

**Initial underlier level:** 16,201.32

**Final underlier level:** the closing level of the underlier on the determination date, except in the limited circumstances described under “Supplemental Terms of the Notes — Consequences of a Market Disruption Event or a Non-Trading Day” on page S-19 of the accompanying general terms supplement and subject to adjustment as provided under “Supplemental Terms of the Notes — Discontinuance or Modification of an Underlier” on page S-23 of the accompanying general terms supplement

**Underlier return:** the *quotient* of (1) the final underlier level *minus* the initial underlier level *divided* by (2) the initial underlier level, expressed as a percentage

**Upside participation rate:** 100.00%

**Cap level:** 192.00% of the initial underlier level

**Maximum settlement amount:** \$1,920.00

**Trade date:** September 24, 2015

**Original issue date (settlement date):** September 29, 2015

**Determination date:** September 25, 2023, subject to adjustment as described under “Supplemental Terms of the Notes — Determination Date” on page S-14 of the accompanying general terms supplement

**Stated maturity date:** September 28, 2023, subject to adjustment as described under “Supplemental Terms of the Notes — Stated Maturity Date” on page S-13 of the accompanying general terms supplement

**No interest:** the offered notes do not bear interest

**No listing:** the offered notes will not be listed on any securities exchange or interdealer quotation system

**No redemption:** the offered notes will not be subject to redemption right or price dependent redemption right

**Closing level:** as described under “Supplemental Terms of the Notes — Special Calculation Provisions — Closing Level” on page S-27 of the accompanying general terms supplement

**Business day:** as described under “Supplemental Terms of the Notes — Special Calculation Provisions — Business Day” on page S-27 of the accompanying general terms supplement

**Trading day:** as described under “Supplemental Terms of the Notes — Special Calculation Provisions — Trading Day” on page S-27 of the accompanying general terms supplement

**Use of proceeds and hedging:** as described under “Use of Proceeds” and “Hedging” on page S-31 of the accompanying product supplement no. 3141

**ERISA:** as described under “Employee Retirement Income Security Act” on page S-43 of the accompanying product supplement

no. 3141

**Supplemental plan of distribution; conflicts of interest:** as described under “Supplemental Plan of Distribution” on page S-44 of the accompanying product supplement no. 3141 and “Plan of Distribution — Conflicts of Interest” on page 117 of the accompanying prospectus; The Goldman Sachs Group, Inc. estimates that its share of the total offering expenses, excluding underwriting discounts and commissions, will be approximately \$10,000.

PS-5

---

[Table of Contents](#)

The Goldman Sachs Group, Inc. has agreed to sell to Goldman, Sachs & Co. (“GS&Co.”), and GS&Co. has agreed to purchase from The Goldman Sachs Group, Inc., the aggregate face amount of the offered notes specified on the front cover of this pricing supplement. GS&Co. proposes initially to offer the notes to the public at the original issue prices set forth on the cover page of this pricing supplement, and to certain securities dealers at such prices less a concession not in excess of 4.00% of the face amount. GS&Co. is an affiliate of The Goldman Sachs Group, Inc. and, as such, will have a “conflict of interest” in this offering of notes within the meaning of Financial Industry Regulatory Authority, Inc. (FINRA) Rule 5121. Consequently, this offering of notes will be conducted in compliance with the provisions of FINRA Rule 5121. GS&Co. will not be permitted to sell notes in this offering to an account over which it exercises discretionary authority without the prior specific written approval of the account holder.

We will deliver the notes against payment therefor in New York, New York on September 29, 2015, which is the third scheduled business day following the date of this pricing supplement and of the pricing of the notes.

We have been advised by GS&Co. that it intends to make a market in the notes. However, neither GS&Co. nor any of our other affiliates that makes a market is obligated to do so and any of them may stop doing so at any time without notice. No assurance can be given as to the liquidity or trading market for the notes.

**Calculation agent:** GS&Co.

**CUSIP no.:** 38148TDB2

**ISIN no.:** US38148TDB26

**FDIC:** the notes are not bank deposits and are not insured by the Federal Deposit Insurance Corporation or any other governmental agency, nor are they obligations of, or guaranteed by, a bank

PS-6

---

[Table of Contents](#)

## HYPOTHETICAL EXAMPLES

The following table and chart are provided for purposes of illustration only. They should not be taken as an indication or prediction of future investment results and are intended merely to illustrate the impact that the various hypothetical underlier levels on the determination date could have on the cash settlement amount at maturity assuming all other variables remain constant.

The examples below are based on a range of final underlier levels that are entirely hypothetical; no one can predict what the underlier level will be on any day throughout the life of your notes, and no one can predict what the final underlier level will be on the determination date. The underlier has been highly volatile in the past — meaning that the underlier level has changed considerably in relatively short periods — and its performance cannot be predicted for any future period.

The information in the following examples reflects hypothetical rates of return on the offered notes assuming that they are purchased on the original issue date at the face amount and held to the stated maturity date. If you sell your notes in a secondary market prior to the stated maturity date, your return will depend upon the market value of your notes at the time of sale, which may be affected by a number of factors that are not reflected in the table below such as interest rates, the volatility of the underlier and our creditworthiness. In addition, the estimated value of your notes at the time the terms of your notes are set on the trade date (as determined by reference to pricing models used by GS&Co.) is less than the original issue price of your notes. For more information on the estimated value of your notes, see “Additional Risk Factors Specific to Your Notes — The Estimated Value of



Your Notes At the Time the Terms of Your Notes Are Set On the Trade Date (as Determined By Reference to Pricing Models Used By GS&Co.) Is Less Than the Original Issue Price Of Your Notes” on page PS-11 of this pricing supplement. The information in the table also reflects the key terms and assumptions in the box below.

<b>Key Terms and Assumptions</b>	
Face amount	\$1,000
Upside participation rate	100.00%
Cap level	192.00% of the initial underlier level
Maximum settlement amount	\$1,920.00
Neither a market disruption event nor a non-trading day occurs on the originally scheduled determination date	
No change in or affecting any of the underlier stocks or the method by which the underlier sponsor calculates the underlier	
Notes purchased on original issue date at the face amount and held to the stated maturity date	

For these reasons, the actual performance of the underlier over the life of your notes, as well as the amount payable at maturity may bear little relation to the hypothetical examples shown below or to the historical underlier levels shown elsewhere in this pricing supplement. For information about the historical levels of the underlier during recent periods, see “The Underlier — Historical Closing Levels of the Underlier” below. Before investing in the offered notes, you should consult publicly available information to determine the levels of the underlier between the date of this pricing supplement and the date of your purchase of the offered notes.

Also, the hypothetical examples shown below do not take into account the effects of applicable taxes. Because of the U.S. tax treatment applicable to your notes, tax liabilities could affect the after-tax rate of return on your notes to a comparatively greater extent than the after-tax return on the underlier stocks.

The levels in the left column of the table below represent hypothetical final underlier levels and are expressed as percentages of the initial underlier level. The amounts in the right column represent the hypothetical cash settlement amounts, based on the corresponding hypothetical final underlier level (expressed as a percentage of the initial underlier level), and are expressed as percentages of the face

PS-7

## [Table of Contents](#)

amount of a note (rounded to the nearest one-thousandth of a percent). Thus, a hypothetical cash settlement amount of 100.000% means that the value of the cash payment that we would deliver for each \$1,000 of the outstanding face amount of the offered notes on the stated maturity date would equal 100.000% of the face amount of a note, based on the corresponding hypothetical final underlier level (expressed as a percentage of the initial underlier level) and the assumptions noted above.

<b>Hypothetical Final Underlier Level (as Percentage of Initial Underlier Level)</b>	<b>Hypothetical Cash Settlement Amount (as Percentage of Face Amount)</b>
200.000%	192.000%
195.000%	192.000%
<b>192.000%</b>	<b>192.000%</b>
160.000%	160.000%
140.000%	140.000%
130.000%	130.000%
120.000%	120.000%
110.000%	110.000%
<b>100.000%</b>	<b>100.000%</b>
75.000%	100.000%
50.000%	100.000%
25.000%	100.000%
<b>0.000%</b>	<b>100.000%</b>

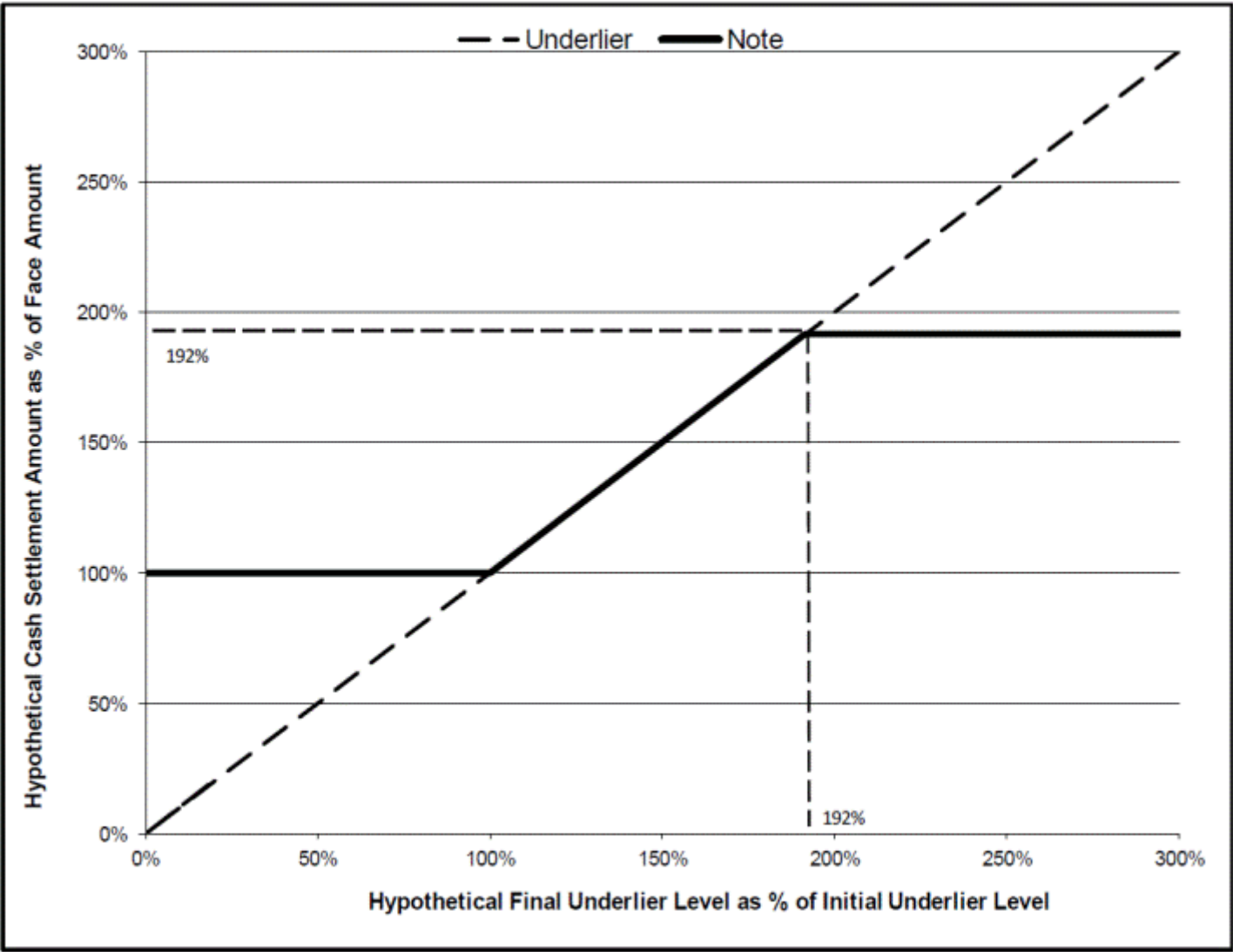
If, for example, the final underlier level were determined to be 25.000% of the initial underlier level, the cash settlement amount that

we would deliver on your notes at maturity would be 100.000% of the face amount of your notes, as shown in the table above. As a result, if you purchased your notes on the original issue date at the face amount and held them to the stated maturity date, you would receive no return on your investment. In addition, if the final underlier level were determined to be 200.000% of the initial underlier level, the cash settlement amount that we would deliver on your notes at maturity would be capped at the maximum settlement amount (expressed as a percentage of the face amount), or 192.000% of each \$1,000 face amount of your notes, as shown in the table above. As a result, if you held your notes to the stated maturity date, you would not benefit from any increase in the final underlier level over 192.000% of the initial underlier level.

The following chart also shows a graphical illustration of the hypothetical cash settlement amounts (expressed as a percentage of the face amount of your notes) that we would pay on your notes on the stated maturity date, if the final underlier level (expressed as a percentage of the initial underlier level) were any of the hypothetical levels shown on the horizontal axis. The chart shows that any hypothetical final underlier level (expressed as a percentage of the initial underlier level) of less than 100.000% (the section left of the 100.000% marker on the horizontal axis) would result in a hypothetical cash settlement amount of 100.000% of the face amount of your notes. The chart also shows that any hypothetical final underlier level (expressed as a percentage of the initial underlier level) of greater than or equal to 192.000% (the section right of the 192.000% marker on the horizontal axis) would result in a capped return on your investment.

PS-8

[Table of Contents](#)



The cash settlement amounts shown above are entirely hypothetical; they are based on market prices for the underlier stocks that may not be achieved on the determination date and on assumptions that may prove to be erroneous. The actual market value of



your notes on the stated maturity date or at any other time, including any time you may wish to sell your notes, may bear little relation to the hypothetical cash settlement amounts shown above, and these amounts should not be viewed as an indication of the financial return on an investment in the offered notes. The hypothetical cash settlement amounts on notes held to the stated maturity date in the examples above assume you purchased your notes at their face amount and have not been adjusted to reflect the actual issue price you pay for your notes. The return on your investment (whether positive or negative) in your notes will be affected by the amount you pay for your notes. If you purchase your notes for a price other than the face amount, the return on your investment will differ from, and may be significantly lower than, the hypothetical returns suggested by the above examples. Please read “Additional Risk Factors Specific to the Underlier-Linked Notes — The Market Value of Your Notes May Be Influenced by Many Unpredictable Factors” on page S-25 of the accompanying product supplement no. 3141.

Payments on the notes are economically equivalent to the amounts that would be paid on a combination of other instruments. For example, payments on the notes are economically equivalent to a combination of an interest-bearing bond bought by the holder and one or more options entered into between the holder and us (with one or more implicit option premiums paid over time). The discussion in this paragraph does not modify or affect the terms of the notes or the U.S. federal income tax treatment of the notes, as described elsewhere in this pricing supplement.

PS-9

[Table of Contents](#)

*We cannot predict the actual final underlier level or what the market value of your notes will be on any particular trading day, nor can we predict the relationship between the underlier level and the market value of your notes at any time prior to the stated maturity date. The actual amount that you will receive at maturity and the rate of return on the offered notes will depend on the actual final underlier level determined by the calculation agent as described above. Moreover, the assumptions on which the hypothetical returns are based may turn out to be inaccurate. Consequently, the amount of cash to be paid in respect of your notes on the stated maturity date may be very different from the information reflected in the table and chart above.*

PS-10

[Table of Contents](#)

## **ADDITIONAL RISK FACTORS SPECIFIC TO YOUR NOTES**

*An investment in your notes is subject to the risks described below, as well as the risks and considerations described in the accompanying prospectus dated September 15, 2014, in the accompanying prospectus supplement dated September 15, 2014, under “Additional Risk Factors Specific to the Notes” in the accompanying general terms supplement, and under “Additional Risk Factors Specific to the Underlier-Linked Notes” in the accompanying product supplement no. 3141. You should carefully review these risks and considerations as well as the terms of the notes described herein and in the accompanying prospectus, dated September 15, 2014, as supplemented by the accompanying prospectus supplement, dated September 15, 2014, the accompanying general terms supplement, dated September 26, 2014, and the accompanying product supplement no. 3141, dated September 15, 2014, of The Goldman Sachs Group, Inc. Your notes are a riskier investment than ordinary debt securities. Also, your notes are not equivalent to investing directly in the underlier stocks, i.e., the stocks comprising the underlier to which your notes are linked. You should carefully consider whether the offered notes are suited to your particular circumstances.*

### **The Estimated Value of Your Notes At the Time the Terms of Your Notes Are Set On the Trade Date (as Determined By Reference to Pricing Models Used By GS&Co.) Is Less Than the Original Issue Price Of Your Notes**

The original issue price for your notes exceeds the estimated value of your notes as of the time the terms of your notes are set on the trade date, as determined by reference to GS&Co.’s pricing models and taking into account our credit spreads. Such estimated value on the trade date is set forth above under “Estimated Value of Your Notes”; after the trade date, the estimated value as determined by reference to these models will be affected by changes in market conditions, our creditworthiness and other relevant factors. The price at which GS&Co. would initially buy or sell your notes (if GS&Co. makes a market, which it is not obligated to do), and the value that GS&Co. will initially use for account statements and otherwise, also exceeds the estimated value of your notes as determined by reference to these models. As agreed by GS&Co. and the distribution participants, the amount of this

excess will decline on a straight line basis over the period from the date hereof through the applicable date set forth above under “Estimated Value of Your Notes”. Thereafter, if GS&Co. buys or sells your notes it will do so at prices that reflect the estimated value determined by reference to such pricing models at that time. The price at which GS&Co. will buy or sell your notes at any time also will reflect its then current bid and ask spread for similar sized trades of structured notes.

In estimating the value of your notes as of the time the terms of your notes are set on the trade date, as disclosed above under “Estimated Value of Your Notes”, GS&Co.’s pricing models consider certain variables, including principally our credit spreads, interest rates (forecasted, current and historical rates), volatility, price-sensitivity analysis and the time to maturity of the notes. These pricing models are proprietary and rely in part on certain assumptions about future events, which may prove to be incorrect. As a result, the actual value you would receive if you sold your notes in the secondary market, if any, to others may differ, perhaps materially, from the estimated value of your notes determined by reference to our models due to, among other things, any differences in pricing models or assumptions used by others. See “Additional Risk Factors Specific to the Underlier-Linked Notes — The Market Value of Your Notes May Be Influenced by Many Unpredictable Factors” on page S-25 of the accompanying product supplement no. 3141.

The difference between the estimated value of your notes as of the time the terms of your notes are set on the trade date and the original issue price is a result of certain factors, including principally the underwriting discount and commissions, the expenses incurred in creating, documenting and marketing the notes, and an estimate of the difference between the amounts we pay to GS&Co. and the amounts GS&Co. pays to us in connection with your notes. We pay to GS&Co. amounts based on what we would pay to holders of a non-structured note with a similar maturity. In return for such payment, GS&Co. pays to us the amounts we owe under your notes.

In addition to the factors discussed above, the value and quoted price of your notes at any time will reflect many factors and cannot be predicted. If GS&Co. makes a market in the notes, the price quoted by GS&Co. would reflect any changes in market conditions and other relevant factors, including any

PS-11

---

### [Table of Contents](#)

deterioration in our creditworthiness or perceived creditworthiness. These changes may adversely affect the value of your notes, including the price you may receive for your notes in any market making transaction. To the extent that GS&Co. makes a market in the notes, the quoted price will reflect the estimated value determined by reference to GS&Co.’s pricing models at that time, plus or minus its then current bid and ask spread for similar sized trades of structured notes (and subject to the declining excess amount described above).

Furthermore, if you sell your notes, you will likely be charged a commission for secondary market transactions, or the price will likely reflect a dealer discount. This commission or discount will further reduce the proceeds you would receive for your notes in a secondary market sale.

There is no assurance that GS&Co. or any other party will be willing to purchase your notes at any price and, in this regard, GS&Co. is not obligated to make a market in the notes. See “Additional Risk Factors Specific to the Underlier-Linked Notes — Your Notes May Not Have an Active Trading Market” on page S-24 of the accompanying product supplement no. 3141.

### **The Notes Are Subject to the Credit Risk of the Issuer**

Although the return on the notes will be based on the performance of the underlier, the payment of any amount due on the notes is subject to our credit risk. The notes are our unsecured obligations. Investors are dependent on our ability to pay all amounts due on the notes, and therefore investors are subject to our credit risk and to changes in the market’s view of our creditworthiness. See “Description of the Notes We May Offer — Information About Our Medium-Term Notes, Series D Program — How the Notes Rank Against Other Debt” on page S-4 of the accompanying prospectus supplement.

### **The Amount Payable on Your Notes Is Not Linked to the Level of the Underlier at Any Time Other than the Determination Date**

The final underlier level will be based on the closing level of the underlier on the determination date (subject to adjustment as described elsewhere in this pricing supplement). Therefore, if the closing level of the underlier dropped precipitously on the determination date, the cash settlement amount for your notes may be significantly less than it would have been had the cash settlement amount been linked to the closing level of the underlier prior to such drop in the level of the underlier. Although the

actual level of the underlier on the stated maturity date or at other times during the life of your notes may be higher than the final underlier level, you will not benefit from the closing level of the underlier at any time other than on the determination date.

Also, the market price of your notes prior to the stated maturity date may be significantly lower than the purchase price you pay for your notes. Consequently, if you sell your notes before the stated maturity date, you may receive far less than the amount of your investment in the notes.

### **Your Notes Do Not Bear Interest**

You will not receive any interest payments on your notes. As a result, even if the cash settlement amount payable for your notes on the stated maturity date exceeds the face amount of your notes, the overall return you earn on your notes may be less than you would have earned by investing in a non-indexed debt security of comparable maturity that bears interest at a prevailing market rate.

### **The Potential for the Value of Your Notes to Increase Will Be Limited**

Your ability to participate in any change in the value of the underlier over the life of your notes will be limited because of the cap level. The maximum settlement amount will limit the cash settlement amount you may receive for each of your notes at maturity, no matter how much the level of the underlier may rise beyond the cap level over the life of your notes. Accordingly, the amount payable for each of your notes may be significantly less than it would have been had you invested directly in the underlier.

### **You Have No Shareholder Rights or Rights to Receive Any Underlier Stock**

Investing in your notes will not make you a holder of any of the underlier stocks. Neither you nor any other holder or owner of your notes will have any rights with respect to the underlier stocks, including voting rights, any right to receive dividends or other distributions, any rights to make a claim against the underlier stocks or any other rights of a holder of the underlier stocks. Your notes will be paid in cash and you will have no right to receive delivery of any underlier stocks.

PS-12

---

[Table of Contents](#)

### **We May Sell an Additional Aggregate Face Amount of the Notes at a Different Issue Price**

At our sole option, we may decide to sell an additional aggregate face amount of the notes subsequent to the date of this pricing supplement. The issue price of the notes in the subsequent sale may differ substantially (higher or lower) from the original issue price you paid as provided on the cover of this pricing supplement.

### **If You Purchase Your Notes at a Premium to Face Amount, the Return on Your Investment Will Be Lower Than the Return on Notes Purchased at Face Amount and the Impact of Certain Key Terms of the Notes Will be Negatively Affected**

The cash settlement amount will not be adjusted based on the issue price you pay for the notes. If you purchase notes at a price that differs from the face amount of the notes, then the return on your investment in such notes held to the stated maturity date will differ from, and may be substantially less than, the return on notes purchased at face amount. If you purchase your notes at a premium to face amount and hold them to the stated maturity date the return on your investment in the notes will be lower than it would have been had you purchased the notes at face amount or a discount to face amount. In addition, the impact of the cap level on the return on your investment will depend upon the price you pay for your notes relative to face amount. For example, if you purchase your notes at a premium to face amount, the cap level will only permit a lower percentage increase in your investment in the notes than would have been the case for notes purchased at face amount or a discount to face amount.

### **Your Notes Will Be Treated as Debt Instruments Subject to Special Rules Governing Contingent Payment Debt Instruments for U.S. Federal Income Tax Purposes**

The notes will be treated as debt instruments subject to special rules governing contingent payment debt instruments for U.S. federal income tax purposes. If you are a U.S. individual or taxable entity, you generally will be required to pay taxes on ordinary income from the notes over their term based on the comparable yield for the notes, even though you will not receive any payments from us until maturity. This comparable yield is determined solely to calculate the amount on which you will be taxed prior to maturity and is neither a prediction nor a guarantee of what the actual yield will be. In addition, any gain you may recognize on the

sale, exchange or maturity of the notes will be taxed as ordinary interest income. If you are a secondary purchaser of the notes, the tax consequences to you may be different. Please see “Supplemental Discussion of Federal Income Tax Consequences” below for a more detailed discussion. Please also consult your tax advisor concerning the U.S. federal income tax and any other applicable tax consequences to you of owning your notes in your particular circumstances.

### **Foreign Account Tax Compliance Act (FATCA) Withholding May Apply to Payments on Your Notes, Including as a Result of the Failure of the Bank or Broker Through Which You Hold the Notes to Provide Information to Tax Authorities**

Please see the discussion under “United States Taxation — Taxation of Debt Securities — Foreign Account Tax Compliance Act (FATCA) Withholding” in the accompanying prospectus for a description of the applicability of FATCA to payments made on your notes.

PS-13

---

#### [Table of Contents](#)

### **THE UNDERLIER**

The Dow Jones Industrial Average™, which we refer to as the DJIA®, is a price-weighted index composed of 30 common stocks selected at the discretion of an Averages Committee comprised of the Managing Editor of *The Wall Street Journal* (the “WSJ”), the head of Dow Jones Indexes research and the head of CME Group research. The Averages Committee was created in March 2010, when Dow Jones Indexes became part of CME Group Index Services, LLC, a joint venture company owned 90% by CME Group Inc. and 10% by Dow Jones & Company, Inc, which we refer to as Dow Jones®. Dow Jones® publishes *The Wall Street Journal*. The Averages Committee selects the underlier components as the largest and leading stocks of the sectors that are representative of the U.S. equity market. The underlier does not include producers of goods and services in the transportation and utilities industries. The DJIA® is reported by Bloomberg under the ticker symbol “INDU <Index>”. Dow Jones® is under no obligation to continue to publish the DJIA® and may discontinue publication of the DJIA® at any time.

The top ten constituent stocks of the DJIA® as of September 22, 2015, by weight, are: Visa Inc. (9.48%), Goldman Sachs Group Inc. (6.82%), 3M Company (5.87%), International Business Machines Corporation (5.68%), The Boeing Company (4.73%), United Technologies Corporation, (4.11%), Chevron Corporation (3.96%), The Travelers Company, Inc. (3.84%), The Home Depot, Inc. (3.83%), Johnson & Johnson (3.82%). The 30 common stocks included in the DJIA® include nine sectors based on the ten industries defined by the Industry Classification Benchmark. As of September 22, 2015, the Industry Classification Benchmark sectors include (with the number of percentage currently included in such sectors indicated in parentheses): Basic Materials (0.92%), Consumer Discretionary (10.01%), Consumer Staples (9.27%), Financials (8.23%), Health Care (15.02%), Industrials (11.34%), Energy (9.40%), Technology (32.03%) and Telecommunications (3.78%). Constituent weightings and sector allocations may be found at [http://www.djindexes.com/mdsidx/downloads/fact\\_info/Dow\\_Jones\\_Industrial\\_Average\\_Fact\\_Sheet.pdf](http://www.djindexes.com/mdsidx/downloads/fact_info/Dow_Jones_Industrial_Average_Fact_Sheet.pdf) under “Top Components” and “Sector Allocation,” respectively. Sector designations are determined by the underlier sponsor, or by the sponsor of the classification system, using criteria it has selected or developed. Index and classification system sponsors may use very different standards for determining sector designations. In addition, many companies operate in a number of sectors, but are listed in only one sector and the basis on which that sector is selected may also differ. As a result, sector comparisons between indices with different sponsors may reflect differences in methodology as well as actual differences in the sector composition of the indices.

The above information supplements the description of the underlier found in the accompanying general terms supplement. This information was derived from information prepared by the underlier sponsor, however, the percentages we have listed above are approximate and may not match the information available on the underlier sponsor’s website due to subsequent corporation actions or other activity relating to a particular stock. For more details about the underlier, the underlier sponsor and license agreement between the underlier sponsor and the issuer, see “The Underliers — The Dow Jones Industrial Average™” on page S-78 of the accompanying general terms supplement.

S&P is a registered trademark of Standard & Poor’s Financial Services LLC (“S&P”) and Dow Jones®, DJIA®, The Dow® and Dow Jones Industrial Average™ are trademarks of Dow Jones Trademark Holdings LLC (“Dow Jones”). The trademarks have been licensed to S&P Dow Jones Indices LLC and its affiliates and have been sublicensed for certain purposes by The Goldman Sachs Group, Inc. The “Dow Jones Industrial Average™” is a product of S&P Dow Jones Indices LLC and/or its affiliates, and has been licensed for use by The Goldman Sachs Group, Inc. The notes are not sponsored, endorsed, sold or promoted by S&P Dow Jones Indices LLC, Dow Jones®, S&P or any of their respective affiliates (collectively, “S&P Dow Jones Indices”). S&P Dow Jones Indices make no representation or warranty, express or implied, to the owners of the notes or any members of the public regarding the advisability of investing in securities generally or in the notes particularly or the ability of the Dow Jones Industrial Average™ to

track general market performance.

### Historical Closing Levels of the Underlier

The closing level of the underlier has fluctuated in the past and may, in the future, experience significant fluctuations. Any historical upward or downward trend in the closing level of the underlier during the period shown below is not an indication that the underlier is more or less likely to increase or decrease at any time during the life of your notes.

**You should not take the historical levels of the underlier as an indication of the future performance of the underlier.** We cannot give you any assurance that the future performance of the

PS-14

---

[Table of Contents](#)

underlier or the underlier stocks will result in your receiving an amount greater than the outstanding face amount of your notes on the stated maturity date.

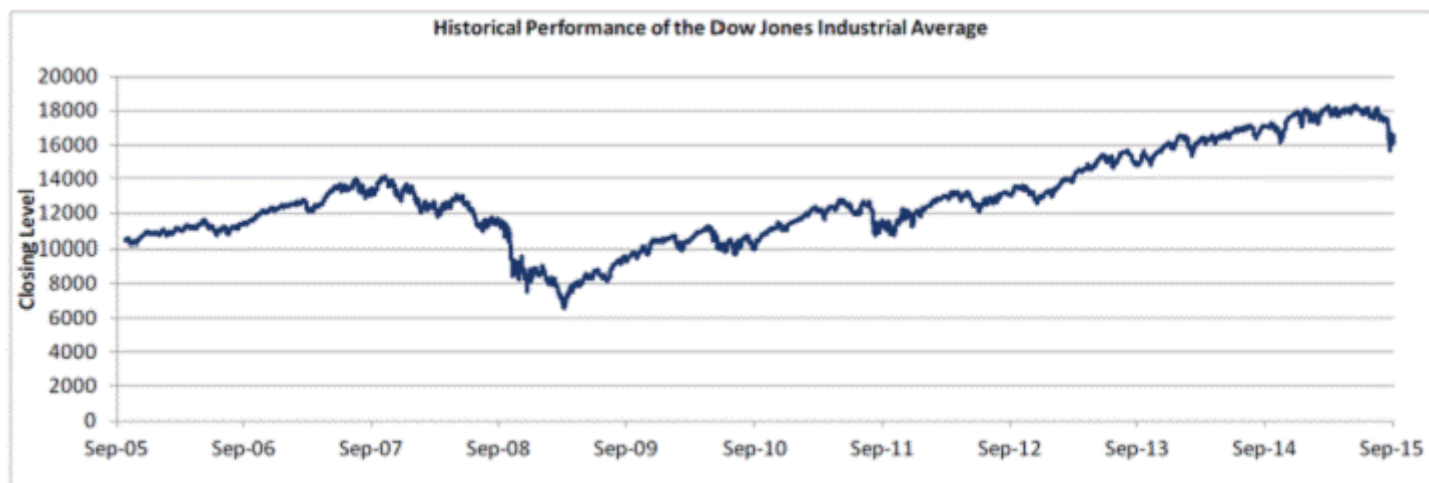
Neither we nor any of our affiliates make any representation to you as to the performance of the underlier. The actual performance of the underlier over the life of the offered notes, as well as the cash settlement amount, may bear little relation to the historical levels shown below.

The graph below shows the daily historical closing levels of the underlier from September 24, 2005 through September 24, 2015. We obtained the closing levels in the graph below from Bloomberg Financial Services, without independent verification.

PS-15

---

[Table of Contents](#)



PS-16

---

[Table of Contents](#)

### SUPPLEMENTAL DISCUSSION OF FEDERAL INCOME TAX CONSEQUENCES

The following section supplements the discussion of U.S. federal income taxation in the accompanying product supplement.

The following section is the opinion of Sidley Austin LLP, counsel to The Goldman Sachs Group, Inc. It applies to you only if you hold your notes as a capital asset for tax purposes. This section does not apply to you if you are a member of a class of holders subject to special rules, such as:

- a dealer in securities or currencies;
- a trader in securities that elects to use a mark-to-market method of accounting for your securities holdings;
- a bank;
- a regulated investment company;
- a life insurance company;
- a tax-exempt organization;
- a partnership;
- a person that owns the notes as a hedge or that is hedged against interest rate risks;
- a person that purchases or sells the notes as part of a wash-sale for tax purposes;
- a person that owns the notes as part of a straddle or conversion transaction for tax purposes; or
- a United States holder (as defined below) whose functional currency for tax purposes is not the U.S. dollar.

This section is based on the U.S. Internal Revenue Code of 1986, as amended, its legislative history, existing and proposed regulations under the Internal Revenue Code, published rulings and court decisions, all as currently in effect. These laws are subject to change, possibly on a retroactive basis.

You should consult your tax advisor concerning the U.S. federal income tax and other tax consequences of your investment in the notes, including the application of state, local or other tax laws and the possible effects of changes in federal or other tax laws.

### **United States Holders**

This subsection describes the tax consequences to a United States holder. You are a United States holder if you are a beneficial owner of notes and you are:

- a citizen or resident of the United States;
- a domestic corporation;
- an estate whose income is subject to U.S. federal income tax regardless of its source; or
- a trust if a United States court can exercise primary supervision over the trust's administration and one or more United States persons are authorized to control all substantial decisions of the trust.

If you are not a United States holder, this section does not apply to you and you should refer to “— United States Alien Holders” below.

Your notes will be treated as debt instruments subject to special rules governing contingent payment debt instruments for U.S. federal income tax purposes. Under those rules, the amount of interest you are required to take into account for each accrual period will be determined by constructing a projected payment schedule for your notes and applying rules similar to those for accruing original issue discount on a hypothetical noncontingent debt instrument with that projected payment schedule. This method is applied by first determining the yield at which we would issue a noncontingent fixed rate debt instrument with terms and conditions similar to your notes (the “comparable yield”) and then determining as of the issue date a payment schedule that would produce the comparable yield. These rules will generally have the effect of requiring you to include amounts in income in respect of your notes prior to your receipt of cash attributable to such income.

We have determined that the comparable yield for the notes is equal to 3.30% per annum, compounded semi-annually, with a projected payment at maturity of \$1,299.21 based on an investment of \$1,000. Based on this comparable yield, if you are an initial holder that holds a note until maturity and you pay your taxes on a calendar year basis, we have determined that you would be required to report the following amounts as ordinary income, not taking into account any positive or negative adjustments you may be required to take into account based on the actual payments on the notes, from the note each year:



[Table of Contents](#)

<b>Accrual Period</b>	<b>Interest Deemed to Accrue During Accrual Period (per \$1,000 note)</b>	<b>Total Interest Deemed to Have Accrued from Original Issue Date (per \$1,000 note) as of End of Accrual Period</b>
September 29, 2015 through December 31, 2015	\$8.43	\$8.43
January 1, 2016 through December 31, 2016	\$33.56	\$41.99
January 1, 2017 through December 31, 2017	\$34.67	\$76.66
January 1, 2018 through December 31, 2018	\$35.82	\$112.48
January 1, 2019 through December 31, 2019	\$37.02	\$149.50
January 1, 2020 through December 31, 2020	\$38.25	\$187.75
January 1, 2021 through December 31, 2021	\$39.51	\$227.26
January 1, 2022 through December 31, 2022	\$40.83	\$268.09
January 1, 2023 through September 28, 2023	\$31.12	\$299.21

You are required to use the comparable yield and projected payment schedule that we compute in determining your interest accruals in respect of your notes, unless you timely disclose and justify on your U.S. federal income tax return the use of a different comparable yield and projected payment schedule.

The comparable yield and projected payment schedule are not provided to you for any purpose other than the determination of your interest accruals in respect of your notes, and we make no representation regarding the amount of contingent payments with respect to your notes.

You will recognize income or loss upon the sale, exchange or maturity of your notes in an amount equal to the difference, if any, between the cash amount you receive at such time and your adjusted basis in your notes. In general, your adjusted basis in your notes will equal the amount you paid for your notes, increased by the amount of interest you previously accrued with respect to your notes (in accordance with the comparable yield and the projected payment schedule for your notes) and increased or decreased by the amount of any positive or negative adjustment, respectively, that you are required to make if you purchase your notes at a price other than the adjusted issue price determined for tax purposes (as described in the accompanying product supplement).

Any income you recognize upon the sale, exchange or maturity of your notes will be ordinary interest income. Any loss you recognize at such time will be ordinary loss to the extent of interest you included as income in the current or previous taxable years in respect of your notes, and thereafter, capital loss. If you are a noncorporate holder, you would generally be able to use such ordinary loss to offset your income only in the taxable year in which you recognize the ordinary loss and would generally not be able to carry such ordinary loss forward or back to offset income in other taxable years.

### **United States Alien Holders**

If you are a United States alien holder, please see the discussion under “United States Taxation” in the accompanying prospectus for a description of the tax consequences relevant to you. You are a United States alien holder if you are the beneficial owner of the notes and are, for U.S. federal income tax purposes:

- a nonresident alien individual;
- a foreign corporation; or
- an estate or trust that in either case is not subject to U.S. federal income tax on a net income basis on income or gain from the notes.

## Foreign Account Tax Compliance Act (FATCA) Withholding

Pursuant to Treasury regulations, Foreign Account Tax Compliance Act (FATCA) withholding (as described in “United States Taxation—Taxation of Debt Securities—Foreign Account Tax Compliance Act (FATCA) Withholding” in the accompanying prospectus) will generally apply to obligations that are issued on or after July 1, 2014; therefore, the notes will generally be subject to FATCA withholding. However, according to final Treasury

PS-18

---

[Table of Contents](#)

regulations, the withholding tax described above will not apply to payments of gross proceeds from the sale, exchange or other disposition of the notes made before January 1, 2019.

PS-19

---

[Table of Contents](#)

## VALIDITY OF THE NOTES

In the opinion of Sidley Austin LLP, as counsel to The Goldman Sachs Group, Inc., when the notes offered by this pricing supplement have been executed and issued by The Goldman Sachs Group, Inc. and authenticated by the trustee pursuant to the indenture, and delivered against payment as contemplated herein, such notes will be valid and binding obligations of The Goldman Sachs Group, Inc., enforceable in accordance with their terms, subject to applicable bankruptcy, insolvency and similar laws affecting creditors' rights generally, concepts of reasonableness and equitable principles of general applicability (including, without limitation, concepts of good faith, fair dealing and the lack of bad faith), provided that such counsel expresses no opinion as to the effect of fraudulent conveyance, fraudulent transfer or similar provision of applicable law on the conclusions expressed above. This opinion is given as of the date hereof and is limited to the Federal laws of the United States, the laws of the State of New York and the General Corporation Law of the State of Delaware as in effect on the date hereof. In addition, this opinion is subject to customary assumptions about the trustee's authorization, execution and delivery of the indenture and the genuineness of signatures and certain factual matters, all as stated in the letter of such counsel dated September 15, 2014, which has been filed as Exhibit 5.5 to The Goldman Sachs Group, Inc.'s registration statement on Form S-3 filed with the Securities and Exchange Commission on September 15, 2014.

PS-20

---

[Table of Contents](#)

---

We have not authorized anyone to provide any information or to make any representations other than those contained or incorporated by reference in this pricing supplement, the accompanying product supplement, the accompanying general terms supplement, the accompanying prospectus supplement or the accompanying prospectus. We take no responsibility for, and can provide no assurance as to the reliability of, any other information that others may give you. This pricing supplement, the accompanying product supplement, the accompanying general terms supplement, the accompanying prospectus supplement and the accompanying prospectus is an offer to sell only the notes offered hereby, but only under circumstances and in jurisdictions where it is lawful to do so. The information contained in this pricing supplement, the accompanying product supplement, the accompanying general terms supplement, the accompanying prospectus supplement and the accompanying prospectus is current only as of the respective dates of such documents.

\$709,000

**The Goldman Sachs  
Group, Inc.**

TABLE OF CONTENTS  
Pricing Supplement

[Summary Information](#)

Page  
PS-4

<a href="#">Hypothetical Examples</a>	PS-7
<a href="#">Additional Risk Factors Specific to Your Notes</a>	PS-11
<a href="#">The Underlier</a>	PS-14
<a href="#">Supplemental Discussion of Federal Income Tax Consequences</a>	PS-17
<a href="#">Validity of the Notes</a>	PS-20

Product Supplement No. 3141 dated September 15, 2014

Summary Information	S-1
Hypothetical Returns on the Underlier-Linked Notes	S-8
Additional Risk Factors Specific to the Underlier-Linked Notes	S-23
General Terms of the Underlier-Linked Notes	S-27
Use of Proceeds	S-31
Hedging	S-31
Supplemental Discussion of Federal Income Tax Consequences	S-33
Employee Retirement Income Security Act	S-43
Supplemental Plan of Distribution	S-44

General Terms Supplement dated September 26, 2014

Additional Risk Factors Specific to the Notes	S-1
Supplemental Terms of the Notes	S-13
The Underliers	S-33
S&P 500® Index	S-37
MSCI Indices	S-42
Hang Seng China Enterprises Index	S-50
Russell 2000® Index	S-55
FTSE® 100 Index	S-62
EURO STOXX 50® Index	S-67
TOPIX	S-73
The Dow Jones Industrial Average™	S-78
The iShares® MSCI Emerging Markets ETF	S-81

Prospectus Supplement dated September 15, 2014

Use of Proceeds	S-2
Description of Notes We May Offer	S-3
Considerations Relating to Indexed Notes	S-19
United States Taxation	S-22
Employee Retirement Income Security Act	S-23
Supplemental Plan of Distribution	S-24
Validity of the Notes	S-26

Prospectus dated September 15, 2014

Available Information	2
Prospectus Summary	4
Use of Proceeds	8
Description of Debt Securities We May Offer	9
Description of Warrants We May Offer	39
Description of Purchase Contracts We May Offer	56
Description of Units We May Offer	61
Description of Preferred Stock We May Offer	67
Description of Capital Stock of The Goldman Sachs Group, Inc.	75
Legal Ownership and Book-Entry Issuance	80
Considerations Relating to Floating Rate Securities	85
Considerations Relating to Indexed Securities	87
Considerations Relating to Securities Denominated or Payable in or Linked to a Non-U.S. Dollar Currency	88
United States Taxation	91
Plan of Distribution	114
Conflicts of Interest	117
Employee Retirement Income Security Act	118
Validity of the Securities	119
Experts	119
Review of Unaudited Condensed Consolidated Financial Statements by Independent Registered Public Accounting Firm	120
Cautionary Statement Pursuant to the Private Securities Litigation Reform Act of 1995	120

## Dow Jones Industrial Average™-Linked Notes due 2023



**Goldman, Sachs & Co.**